

Performance & Quality Improvement (PQI) Report

Data for week ended Sunday, June 8, 2025



Mission

Improving safety, permanency and well-being for all children in Polk, Highlands, and Hardee Counties

Vision

To eliminate child abuse and neglect in Polk, Highlands, and Hardee Counties



Community Based Care Lead Agency Scorecard

FY 24-25, Quarter 3 Performance

CBC Lead Agency Scorecard Performance Table	Safety	Permanency	Permanency	Permanency	Permanency	Safety	Safety	Well-Being	Permanency	Permanency	Permanency
Measures	1. Children with no recurrence of verified maltreatment within 12 months of a prior verified maltreatment	2.Children achieving permanency within 12 months of entering care.	3. Children achieving permanency within 12 months for children in Out-of-home care between 12 and 23 months.	4. Children achieving permanency within 12 months for children in out-of-home care for 24 months or more	5. Children who do not re-enter foster care within 12 months of moving to a permanent home.	6. Rate of children not abused or neglected while in out-of-home care.	7. Percent of children not abused or neglected while receiving in-home services.	8. Percent of children under supervision who are seen every 30 days.	9. Rate of children's placement moves per 1,000 days in foster care.	10. Percent of children placed with relatives or nonrelatives.	11. Percent of sibling groups where all siblings are placed together.
Quarterly Scheduled FSN Listing Report #	1229	1159	1160	1237	1162	1272	1156	1158	1161	1325	1166
Standard	90.3%	35.2%	43.8%	37.9%	94.4%	< 9.07	95.0%	99.5%	< 4.50	60.0%	65.0%
Reporting Period	10/01/22 to 09/30/23	01/01/23 to 12/31/23	01/01/24	01/01/24	01/01/22 to 12/31/22	10/01/23 to 09/30/24	10/01/23 to 09/30/24	01/01/24	01/01/24	12/31/24	12/31/24
ChildNet-Broward	93.37%	36.83%	52.36%	40.67%	94.74%	7.35	97.62%	99.82%	3.80	51.25%	63.19%
ChildNet-Palm Beach	94.85%	43.63%	57.79%	40.13%	93.64%	4.77	97.77%	99.89%	3.74	48.76%	62.02%
Childrens Network of SW Florida	95.61%	39.92%	58.36%	46.24%	93.48%	5.60	96.64%	99.93%	5.33	51.14%	60.74%
Childrens Network-Hillsborough	94.44%	20.96%	45.87%	46.36%	96.32%	4.17	97.91%	99.66%	5.17	51.55%	56.02%
Citrus Health Network	95.18%	22.69%	52.79%	44.53%	91.49%	5.78	97.96%	99.76%	4.77	48.98%	60.51%
Communities Connected for Kids	91.16%	37.83%	73.24%	44.87%	93.57%	10.21	93.42%	99.92%	4.48	44.00%	60.53%
Community Partnership for Children	94.36%	28.84%	64.08%	46.00%	94.81%	5.66	97.91%	99.85%	3.96	37.50%	50.42%
Family Integrity Program	96.06%	36.67%	50.00%	63.64%	100.00%	0.00	99.07%	99.84%	3.21	48.84%	66.67%
Family Partnerships of Central Florida	93.18%	26.30%	52.52%	50.88%	94.22%	6.52	96.40%	99.66%	4.00	50.64%	53.51%
Family Support Services of North Fla	96.18%	24.75%	54.93%	39.38%	92.17%	4.01	97.52%	99.67%	5.29	42.07%	42.39%
FSS Suncoast	95.09%	28.97%	53.44%	54.63%	94.64%	4.76	95.42%	99.69%	4.79	41.68%	59.55%
Heartland for Children	93.62%	33.48%	38.14%	48.61%	94.44%	3.74	97.03%	99.90%	2.88	63.14%	57.53%
Kids Central, Inc.	96.70%	28.21%	36.68%	44.16%	88.78%	5.07	97.37%	99.44%	7.01	52.51%	59.58%
Kids First of Florida, Inc.	99.39%	37.04%	59.09%	44.44%	100.00%	3.43	100.00%	99.60%	3.37	44.36%	37.50%
NWF Health Network - East	92.92%	37.27%	52.59%	46.89%	91.21%	5.60	96.23%	99.91%	6.01	49.48%	57.80%
NWF Health Network - West	91.88%	31.47%	57.84%	44.84%	91.10%	8.00	94.39%	99.85%	6.28	49.11%	51.35%
Partnership for Strong Families	94.53%	30.00%	46.37%	48.96%	95.74%	5.30	96.80%	99.79%	4.60	47.22%	55.29%
Safe Children Coalition	95.16%	31.92%	57.92%	47.15%	90.96%	5.36	97.01%	99.44%	4.33	51.76%	64.10%
Statewide	94.21%	31.17%	51.65%	47.20%	93.23%	5.52	96.74%	99.51%	4.84	49.65%	56.62%

Contract Measure – Children Seen Every Thirty Days

Percent of children under supervision who are required to be seen every 30 days – Target = 99.5%

Previous Month

Scorecard Measure #4 - Children Under Supervision Who Are Seen Every Thirty Days

May 2025 as of 06/08/2025

Report Date Range: 05/01/2025 to 05/31/2025

Agency	# of Children <u>Not</u> seen in 30 days	% of Children seen timely
CHS	3	99.91% ★
LSF	0	100.00% ★
OHU	0	100.00% ★
NTF	0	100.00% ★
HFC	3	99.98% ★
Statewide		99.72%

Source Monthly: "Children Under Supervision Who Are Seen Every Thirty Days - Report #1144"

Target of 99.5%

Current Month

Scorecard Measure #4 - Children Under Supervision Who Are Seen Every Thirty Days

June 2025 as of 06/08/2025

Report Date Range: 06/01/2025 to 06/30/2025

Agency	# of Children <u>Not</u> seen in 30 days	% of Children seen timely
CHS	1	99.96% ★
LSF	0	100.00% ★
OHU	3	99.84% ★
NTF	0	100.00% ★
HFC	4	99.92% ★
Statewide		99.45%

Source Monthly: "Children Under Supervision Who Are Seen Every Thirty Days - Report #1144"

Target of 99.5%

Monthly Birth Parent Contacts

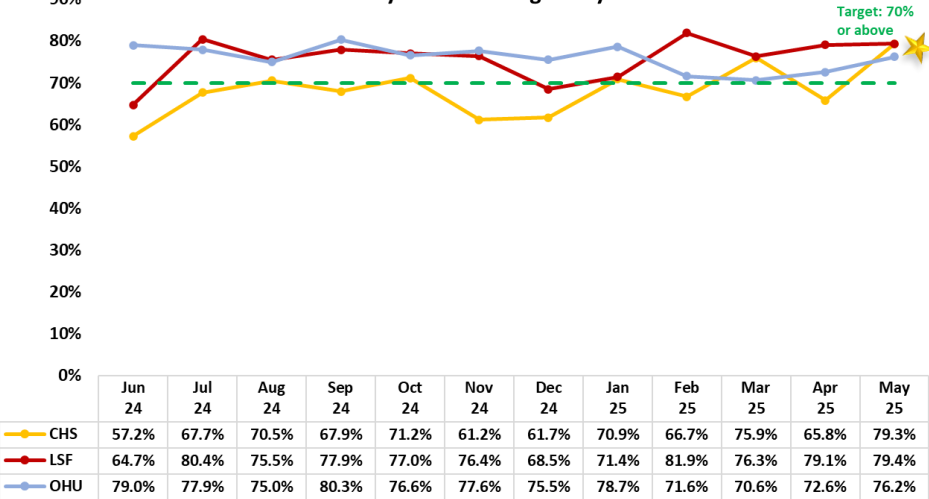
Target = 70% Mothers and 50% Fathers - seen monthly

Current
Month

Birth Parent Contact Completed						
June 2025 as of 06/08/2025 (Point in Time)						
AGENCY	# Moms Required	# Moms Completed	Mom % Completed	# Dads Required	# Dads Completed	Dad % Completed
CHS	121	20	16.5%	99	16	16.2%
LSF	189	31	16.4%	144	9	6.3%
OHU	126	30	23.8%	92	10	10.9%
TOTAL	436	81	18.6%	335	35	10.4%
Criteria: Childen in Out-of-Home Care w/goal of reunification						
Source: Daily Ad Hoc Birth Parent Contact FSN			Mothers Seen Target: 70%			
			Fathers Seen Target: 50%			

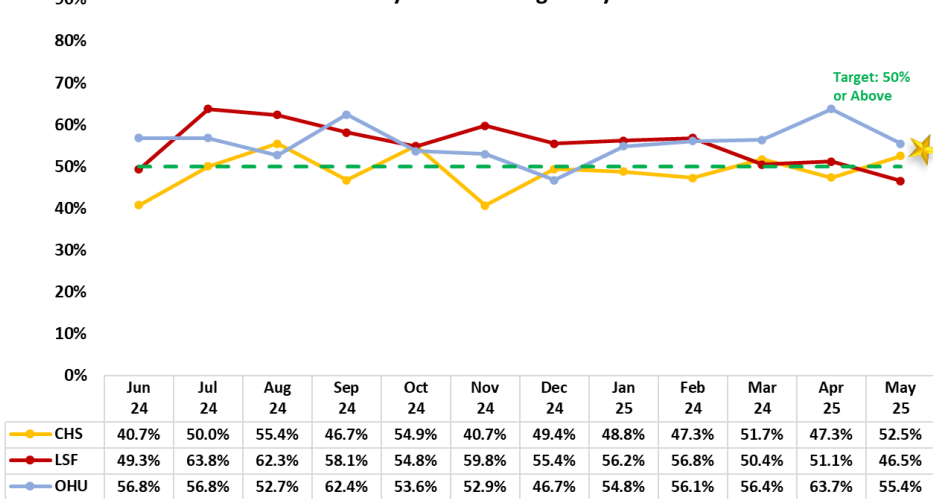
- Mother Contact, Target is 70% or above
- Father Contact, Target is 50% or above

Percent of Mother's Seen in the Month, Required to be Seen
Monthly Trend Through May 2025



Source: Daily Ad Hoc Birth Parent Contact FSN - Criteria: Childen in Out-of-Home Care w/goal of reunification

Percent of Father's Seen in the Month, Required to be Seen
Monthly Trend Through May 2025



Source: Daily Ad Hoc Birth Parent Contact FSN - Criteria: Childen in Out-of-Home Care w/goal of reunification

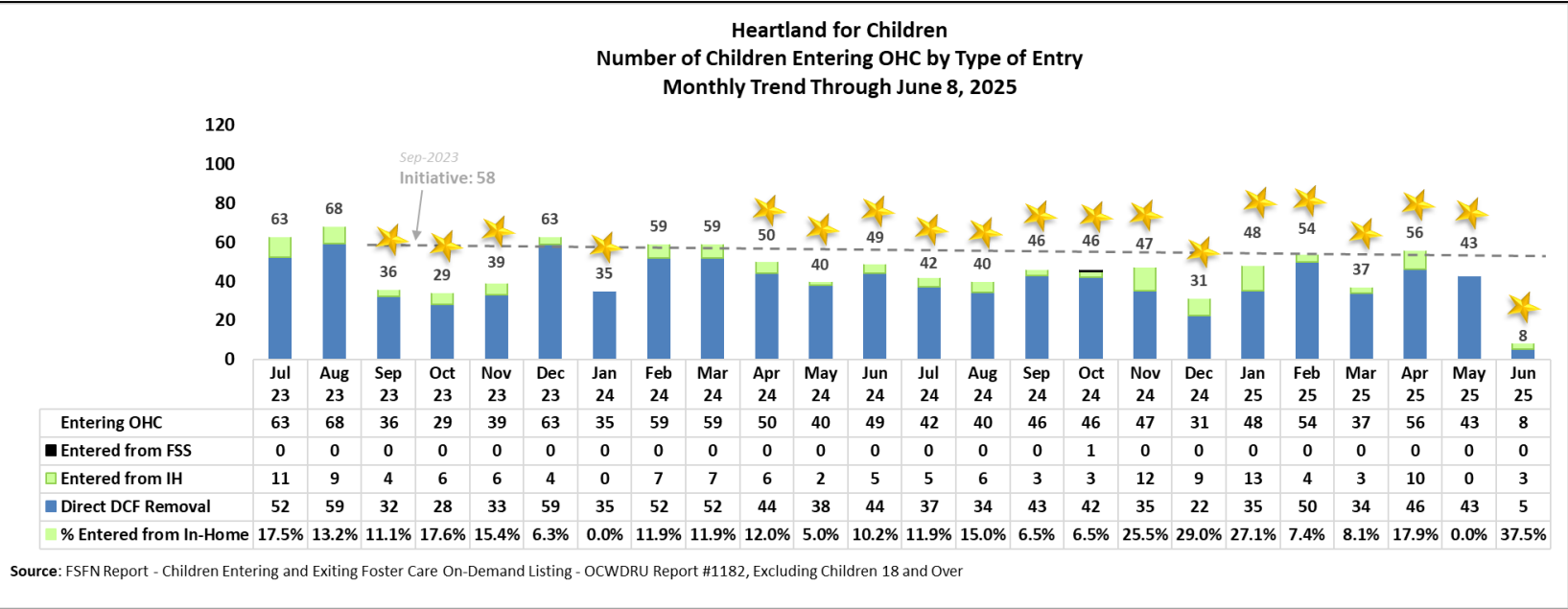
Case Transfer Staffing Data

Case Transfer Data For Fiscal Year 2023/24 - Data as of 06/10/2025

	JUL	AUG	SEPT	OCT	NOV	DEC	JAN	FEB	MAR	APR	MAY	JUN	24-25 Totals	23-24 Totals	22-23 Totals	21-22 Totals	20-21 Totals	19-20 Totals		JUL	AUG	SEPT	OCT	NOV	DEC	JAN	FEB	MAR	APR	MAY	JUN	24-25 Totals	23-24 Totals	22-23 Totals	21-22 Totals	20-21 Totals	19-20 Totals	
Number of Children																			NON-JUDICIAL IN HOME SERVICES																			
CHS	17	10	10	14	10	10	14	12	18	29	10	2	156	204	347	358	426	414	CHS	0	0	0	0	0	0	0	0	0	0	0	0	0	0	12	85	116	136	90
LSF	14	23	25	13	17	14	11	26	12	24	17	0	196	212	401	355	443	439	LSF	0	0	0	0	0	0	0	0	0	1	0	0	1	16	98	95	97	112	
NTF	29	14	27	30	14	10	28	11	38	13	10	7	231	185	0	0	0	0	NTF	29	21	27	30	12	10	28	11	38	13	10	7	236	173	0	0	0		
OHU Polk	2	21	3	8	10	2	5	6	6	5	7	1	76	78	141	147	162	177	OHU Polk	0	0	0	0	0	0	0	0	0	0	0	0	0	7	25	31	65	31	
One Hope	28	27	30	29	16	19	36	18	37	23	15	7	285	479	439	503	550	518	One Hope	0	0	0	0	0	0	0	0	0	1	0	1	0	53	35	45	32		
Total	90	95	95	94	67	55	94	73	111	94	59	17	944	1158	1328	1363	1581	1548	Total	29	21	27	30	12	10	28	11	38	14	11	7	238	208	261	277	343	265	
Out of Home Care																			OCS / ICPC Courtesy Supervision																			
CHS	13	9	7	14	10	2	14	8	15	16	10	2	120	141	229	200	220	240	CHS	0	0	0	0	0	0	0	0	0	0	0	0	0	0	0	0	0	0	
LSF	10	12	14	12	12	12	11	26	10	18	17	0	154	151	237	188	267	253	LSF	0	0	0	0	0	0	0	0	0	0	0	0	0	0	0	0	2	0	
OHU Polk	2	15	3	4	3	2	5	6	6	5	7	1	59	47	98	103	75	91	NTF	0	0	0	0	2	1	1	0	0	3	0	0	7						
One Hope	2	0	7	10	2	4	4	4	7	7	7	7	61	164	102	113	150	106	OHU Polk	0	0	0	0	0	0	0	0	0	0	0	0	0	0	0	0	0	0	
Total	27	36	31	40	27	20	34	44	38	46	41	10	394	503	666	604	712	690	One Hope	24	25	23	17	14	13	32	14	28	16	7	0	213	292	270	338	351	360	
																			Total	24	25	23	17	16	14	33	14	28	19	7	0	220	292	270	338	353	360	
IN - HOME JUDICIAL																			Reinstatement of Protective Services Supervision (Notice of Hearings)																			
CHS	0	0	0	0	0	0	0	1	1	3	0	0	5	17	10	4	17	38	CHS	0	0	3	0	0	7	0	3	2	10	0	0	25	17	17	17	26	8	
LSF	0	6	6	0	0	1	0	0	0	0	0	0	13	9	10	16	23	40	LSF	3	3	3	0	5	1	0	0	2	5	0	0	22	12	35	46	36	10	
OHU Polk	0	1	0	0	0	0	0	0	0	0	0	0	1	7	0	2	10	40	OHU Polk	0	0	0	4	0	0	0	0	0	0	0	0	4	8	1	2	7	8	
One Hope	0	0	0	0	0	0	0	0	2	0	0	0	2	8	6	6	4	8	One Hope	1	0	0	0	0	0	0	0	0	0	0	1	4	4	0	0	0		
Total	0	7	6	0	0	1	0	1	3	3	0	0	21	49	27	28	54	126	Total	4	3	6	4	5	8	0	3	4	15	0	0	52	41	57	65	69	26	

Children Entering Out of Home Care

The percentage of cases that were converted from non-judicial to judicial for the previous month



Children Re-Entering Out-of-Home Care

Number of Children in a Recent Removal Episode Who Have Had a Prior Reunification or Permanent Guardianship

Re-Entry into OHC Last 2 Weeks

Removal Episodes for Children with a Prior Reunification or Permanent Guardianship

Removals entered into FSFN between 05/27/25 - 06/08/25

Current Removal Case ID	Child Id	Current Agency	Prior Unit	Current Removal Date	Prior PG or Reunification Discharge Date	Length from Prior Discharge to Current Removal (months)	Range Prior Discharge to Current Removal	SM05 Cohort	FSFN Entry Date
101787141	100275626	LSF	141828-LSF	6/2/2025	10/1/2024	8	< 1.0 yr	Yes	6/3/25
	110211735	LSF	141828-LSF	6/2/2025	10/1/2024	8	< 1.0 yr	Yes	6/3/25
	106565113	LSF	141828-LSF	6/2/2025	10/1/2024	8	< 1.0 yr	Yes	6/3/25

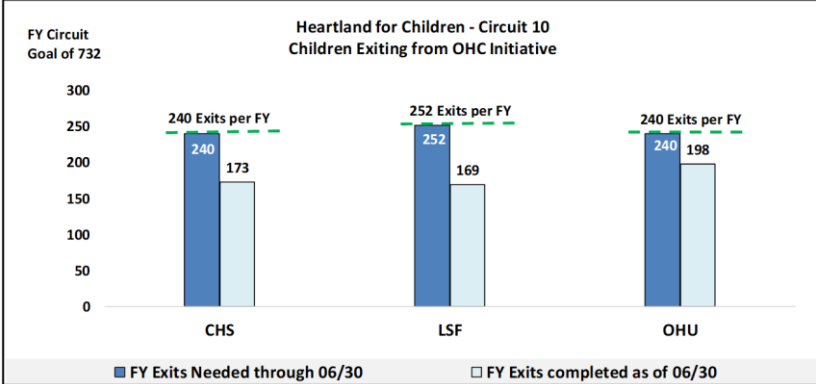
Source: FSFN Data Warehouse Ad Hoc Report,

Scorecard Measures 5 – Children Who Do Not Re-Enter into OHC after Achieving Permanency

SM05 - Percent of children exiting care to a permanent home within 12 months of entering care – Target = 94.4% or Greater

FY 24/25
Contract Measure – Target = 94%

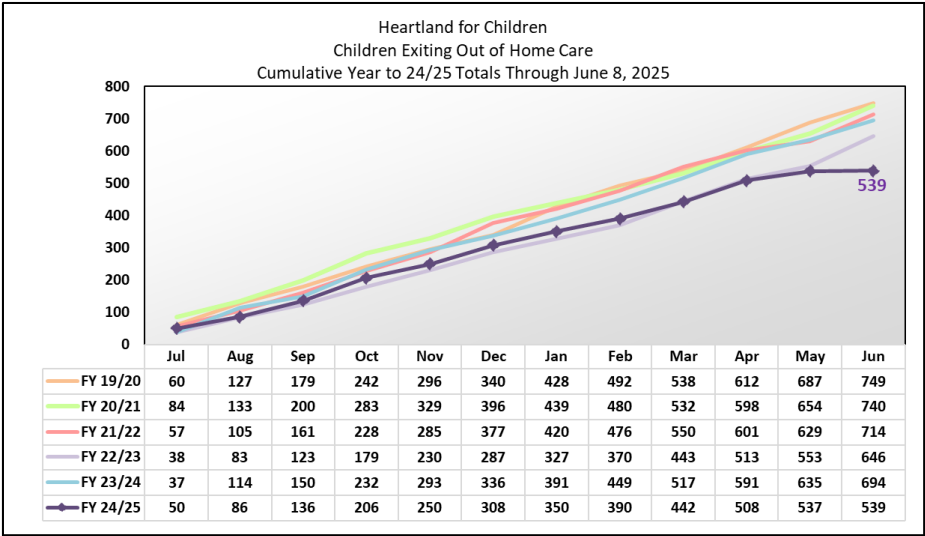
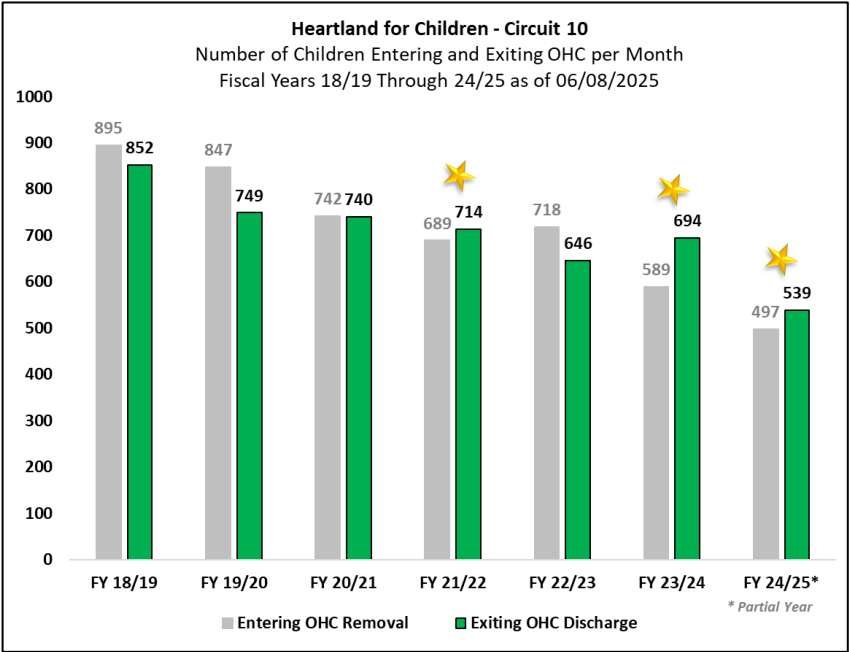
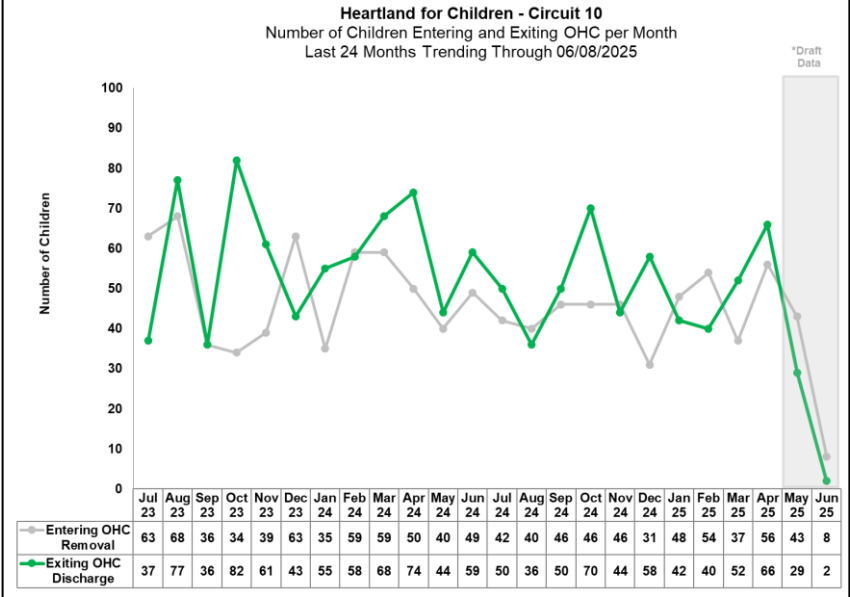
FY 24/25 as of 06/08/2025			
Children Who Do <u>Not</u> Re-Enter Care within 12 Months for Children Achieving Permanency July 2023 - June 2024			
Agency	Maintained No Removal Episode	Total Children Permanencyw/in 1 year	Percentage Permanency Maintained
CHS	85	92	92.39%
LSF	88	88	100.00%
OHU	68	74	91.89%
HFC Total	241	254	94.88%
Statewide	2,600	2,787	93.29%
Source: Children Who Do Not Re-Enter Foster Care within Twelve (12) Months of Moving to a Permanent Home On-Demand Listing, Report #1100			



Children Exiting Out-of-Home Care as of 06/08/2025
Green: Month's CMIO or Circuit reached their monthly exits
Orange: Adoptions exceed 35% of exits

	Monthly Need Rest of FY	Jul 24	Aug 24	Sep 24	Oct 24	Nov 24	Dec 24	Jan 25	Feb 25	Mar 25	Apr 25	May 25	Jun 25
CHS	67	20	12	14	31	8	22	11	9	17	20	8	1
LSF	83	11	14	19	18	22	19	10	17	13	16	9	1
OHU	42	19	10	17	21	14	17	22	14	22	30	12	0
HFC	192	50	36	50	70	44	58	43	40	52	66	29	2
Adoptions of Exits	12 of 50	6 of 36	19 of 50	14 of 70	22 of 44	21 of 58	6 of 43	13 of 40	21 of 52	21 of 66	12 of 29	0 of 2	
% of Adoptions	24.0%	16.7%	38.0%	20.0%	50.0%	36.2%	14.0%	32.5%	40.4%	31.8%	41.4%	0.0%	

*Partial Month
Total of 61 of more exits from OHC in a month
Source: FSFN Report 1182, excluding 18+, EFC



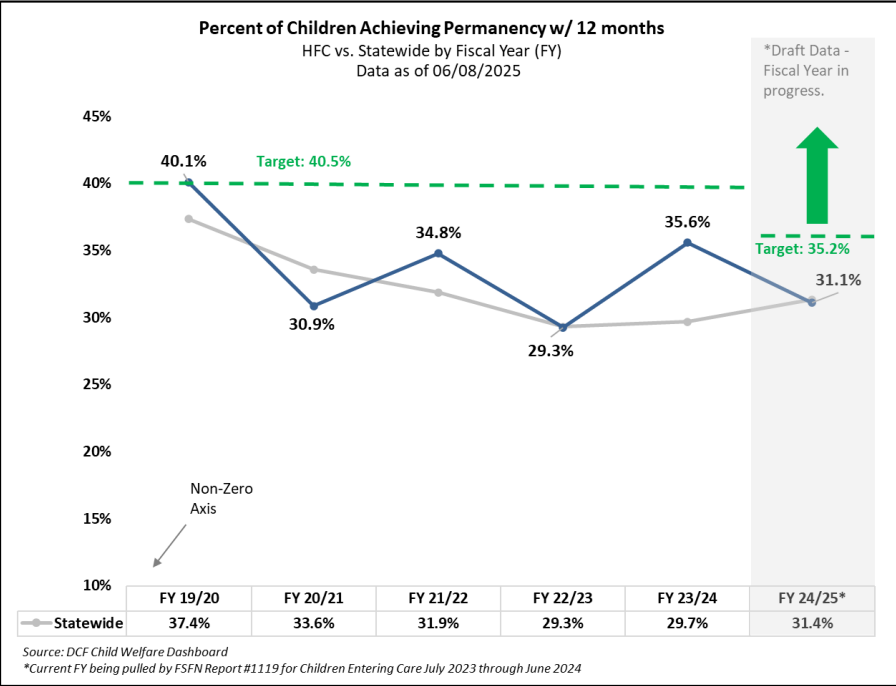
Children Achieving Permanency within 12 Months for Children in Out-of-Home Care

Less than 12 Months

FY 24/25 Target is 35.2%

FY 24/25, Target 35.2%					
Children Achieving Permanency within 0-12 Mths for Children Entering OHC July 2023 to June 2024 (as of 06/08/2025)					
Agency	Permanency within 12 mths	Total Children Entered OHC	Percent Timely Permanency	Percent Timely FY 23/24 (last FY)	% Increase Since 03/23
CHS	57	177	32.2%	36.8%	1.1%
LSF	58	198	29.3%	36.1%	2.5%
OHU	71	223	31.8%	33.8%	1.8%
HFC Total	186	598	31.1%	35.6%	1.8%
Statewide	2,502	7,978	31.4%	29.7%	2.4%

Source: Children Exiting OHC to a Permanent Home within Twelve Months of Entering Care #1119
*Permanency = adoption, permanent guardianship or reunification w/ parent



By Unit			
FY 2024 / 2025, Target 35.2%			
Children Achieving Permanency within 0-12 Mths for Children Entering OHC July 2023 - June 2024 (as of 06/08/2025)			
Agency / Unit (Actual)	Permanency within 12 mths	Total Children Entered OHC	Percent Timely Permanency
CHS	57	177	32.2%
141834-CHSFL	7	13	53.8%
141835-CHSFL (Adop)	8	21	38.1%
141837-CHSFL	4	21	19.0%
141839-CHSFL	11	52	21.2%
141846-CHSFL	4	19	21.1%
141852-CHSFL	23	50	46.0%
141832-CHSFL	0	1	0.0%
LSF	58	198	29.3%
141828-LSF	10	26	38.5%
141827-LSF	9	37	24.3%
141836-LSF	4	17	23.5%
141845-LSF	6	20	30.0%
141848-LSF	7	18	38.9%
141849-LSF	11	46	23.9%
141850-LSF (Adop)	6	12	50.0%
141929-LSF	5	20	25.0%
14-HFC-LSF ADMIN (IL)	0	2	0.0%
OHU	71	223	31.8%
142853-OHU-HARDEE	4	24	16.7%
142854-OHU-HIGHLANDS (IL)	0	1	0.0%
142855-OHU-HIGHLANDS	21	88	23.9%
140121-OHU-HIGHLANDS (Adop)	7	19	36.8%
142858 OHU-POLK	18	40	45.0%
142852-OHU-POLK	14	32	43.8%
142856-OHU-POLK	7	19	36.8%
HFC Total	186	598	31.1%
Statewide	2,502	7,978	31.4%

Source: Children Exiting OHC to a Permanent Home within Twelve Months of Entering Care #1119
*Permanency = adoption, permanent guardianship or reunification w/ parent

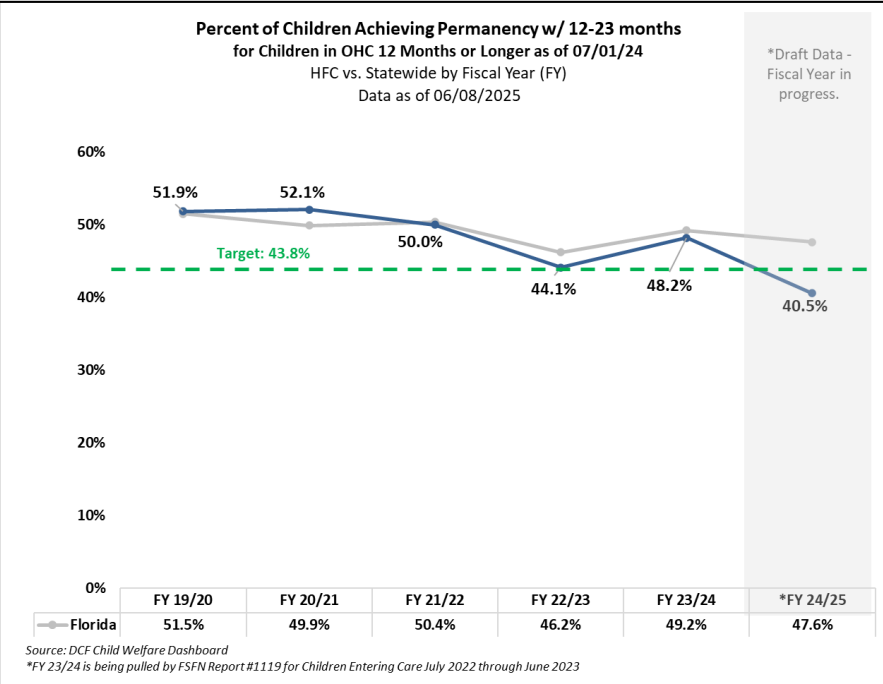
Children Achieving Permanency in 12 Months for Children in Out-of-Home Care

between 12-23 month

FY 24/25 Target is 43.8%

FY 24/25, Target 43.8%				Percent Timely FY 23/24 (last FY)	% Increase Since 03/23
Children Achieving Permanency within 12-23 Mths for Children in OHC 12-23 Months as of 07/01/24 (as of 06/08/2025)					
Agency	Permanency within 12-23 mths	Total Children LOS 12-23 mths	Percent Timely Permanency		
CHS	45	117	38.5%	52.4%	8.8%
LSF	47	109	43.1%	49.5%	4.6%
OHU	41	102	40.2%	42.4%	7.8%
HFC Total	133	328	40.5%	48.2%	7.1%
Statewide	2,317	4,867	47.6%	49.2%	9.5%

Source: Children Achieving Permanency w/ 12 Months for children in OHC 12-23 Months #1138
*Permanency = adoption, permanent guardianship or reunification w/ parent



By Unit

FY 24/25, Target 43.8%			
Children Achieving Permanency within 12-23 Mths for Children in OHC 12-23 Months as of 07/01/24 (as of 06/08/2025)			
Agency / Unit	Permanency within 12 mths	Total Children Entered OHC	Percent Timely Permanency
CHS	45	117	38.5%
141832-CHSFL	0	5	0.0%
141834-CHSFL	1	2	50.0%
141837-CHSFL	8	21	38.1%
141846-CHSFL	6	16	37.5%
141839-CHSFL	8	15	53.3%
141835-CHSFL (Adop)	9	29	31.0%
141852-CHSFL	13	29	44.8%
LSF	47	109	43.1%
141828-LSF	6	13	46.2%
141827-LSF	2	12	16.7%
141836-LSF	8	9	88.9%
141845-LSF	4	12	33.3%
141848-LSF	3	4	75.0%
141849-LSF	9	27	33.3%
141850-LSF (Adop)	11	17	64.7%
141929-LSF	4	14	28.6%
14-HFC-LSF ADMIN UNIT	0	1	0.0%
OHU	41	102	40.2%
142853-OHU-HARDEE	10	19	52.6%
142854-OHU-HIGHLANDS	0	1	0.0%
142855-OHU-HIGHLANDS	4	8	50.0%
140121-OHU-HIGHLANDS (Adop)	10	25	40.0%
142858 OHU-POLK	6	13	46.2%
142852-OHU-POLK	8	14	57.1%
142856-OHU-POLK	3	22	13.6%
HFC Total	133	328	40.5%
Statewide	2,317	4,867	47.6%

Children Exiting Out-of-Home Care to a Permanent Home within Twelve Months for Children in Out-of-Home Care Twelve to Twenty-Three Months On-Demand Listing - Report #1138

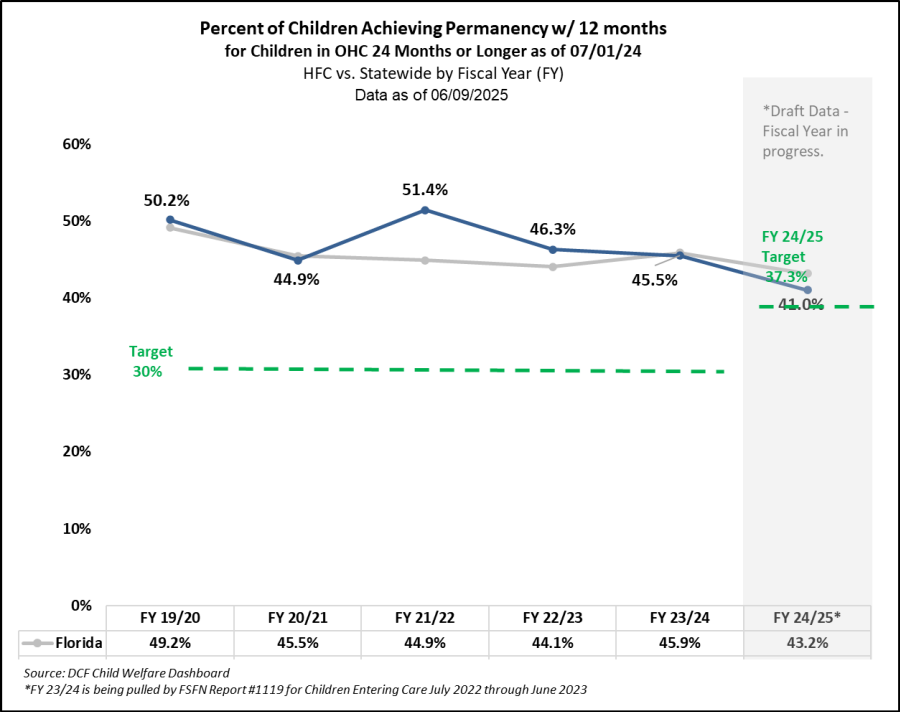
Federal Measure - Children Achieving Permanency within 12 Months for Children in Out-of-Home Care

24 Months or More

FY 23/24 Target is 37.9%

Statewide Measure - FY 24/25, Target 37.9%				Percent Timely FY 24/25 (last FY)	<div></div> % Increase Since 03/23
Children Achieving Permanency within 12 Months for Children in OHC 24+ Months as of 07/01/24 (as of 06/09/2025)					
Agency	Permanency Since July 1st	Total Children in OHC 24+ Months	Percent Timely Permanency		
CHS	41	92	44.6%	43.6%	<div></div> 13.0%
LSF	41	112	36.6%	46.1%	<div></div> 6.3%
OHU	44	103	42.7%	46.4%	<div></div> 4.5%
HFC Total	126	307	41.0%	45.5%	<div></div> 7.7%
Statewide	2,207	5,110	43.19%	45.9%	<div></div> 7.4%

Source: Children Achieving Permanency w/ 12 Months for children in OHC 24 Months or Longer #1197
*Permanency = adoption, permanent guardianship or reunification w/ parent

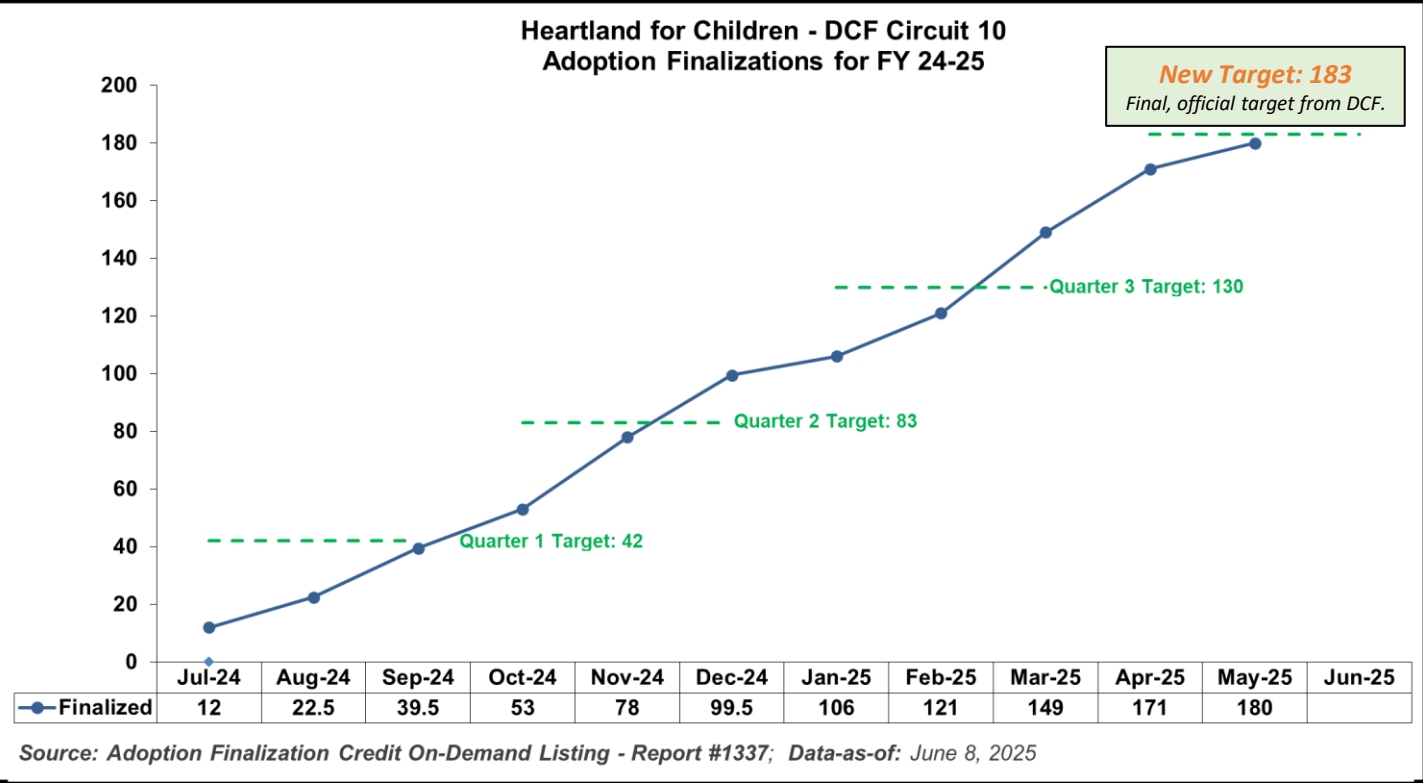


By Unit			
Statewide Measure - FY 24/25, Target 37.9%			
Children Achieving Permanency within 12 Months for Children in OHC 24+ Months as of 07/01/24			
(as of 06/09/2025)			
Agency / Unit	Permanency Since July 1st	Total Children in OHC 24+ Months	Percent Timely Permanency
CHS ★	41	92	44.6%
141832-CHSFL (IL)	0	5	0.0%
141837-CHSFL	2	8	25.0%
141846-CHSFL ★	3	5	60.0%
141839-CHSFL ★	8	15	53.3%
141835-CHSFL (Adop) ★	24	40	60.0%
141852-CHSFL	4	19	21.1%
LSF	41	112	36.6%
141828-LSF	10	27	37.0%
141827-LSF	1	5	20.0%
141836-LSF ★	12	21	57.1%
141845-LSF ★	4	10	40.0%
141848-LSF ★	2	3	66.7%
141849-LSF	3	10	30.0%
141850-LSF (Adop)	0	1	0.0%
141929-LSF	9	28	32.1%
14-HFC-LSF ADMIN UNIT	0	7	0.0%
OHU ★	44	103	42.7%
142853-OHU-HARDEE	2	12	16.7%
142854-OHU-HIGHLANDS	0	3	0.0%
142855-OHU-HIGHLANDS	0	7	0.0%
140121-OHU-HIGHLANDS (Adop) ★	32	54	59.3%
142858 OHU-POLK ★	2	3	66.7%
142852-OHU-POLK	4	11	36.4%
142856-OHU-POLK	4	13	30.8%
HFC Total ★	126	307	41.0%
Statewide ★	2,207	5,110	43.2%

Children Exiting Out-of-Home Care to a Permanent Home within Twelve Months for Children in Out-of-Home Care Twenty-Four Months or More On-Demand Listing - Report #1197

Adoption Finalizations

Percent of Adoptions Finalized with 24 Months of Removal & Percent of Adoption Goal Met



**Upcoming Finalization
Dates FY(24/25)**

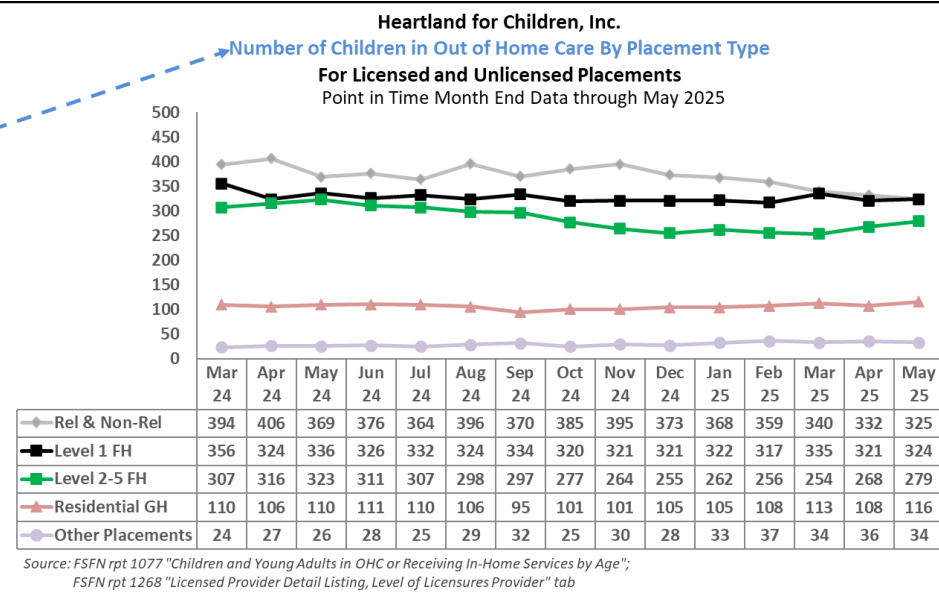
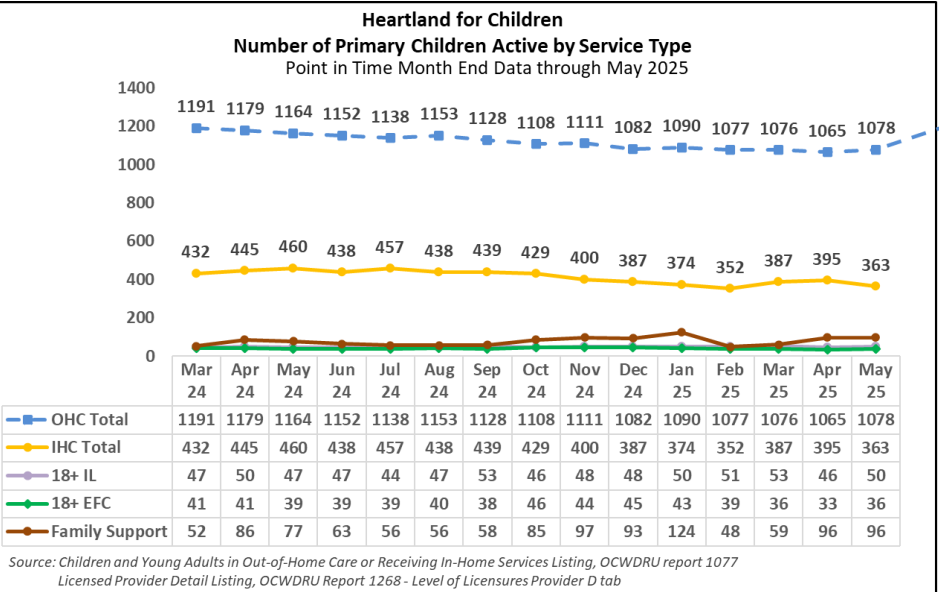
- June 18 & 25, 2025
- July 9 & 16, 2025
- August 13 & 20, 2025
- September 10 & 17, 2025

Adoption Finalizations (YTD) FY 24-25 Data as of 06/08/25	
CMO	Finalized Adoptions YTD
CHS	41
LSF	67
OHU	74.5
Total	182.5

2.5 Manual Credits Added

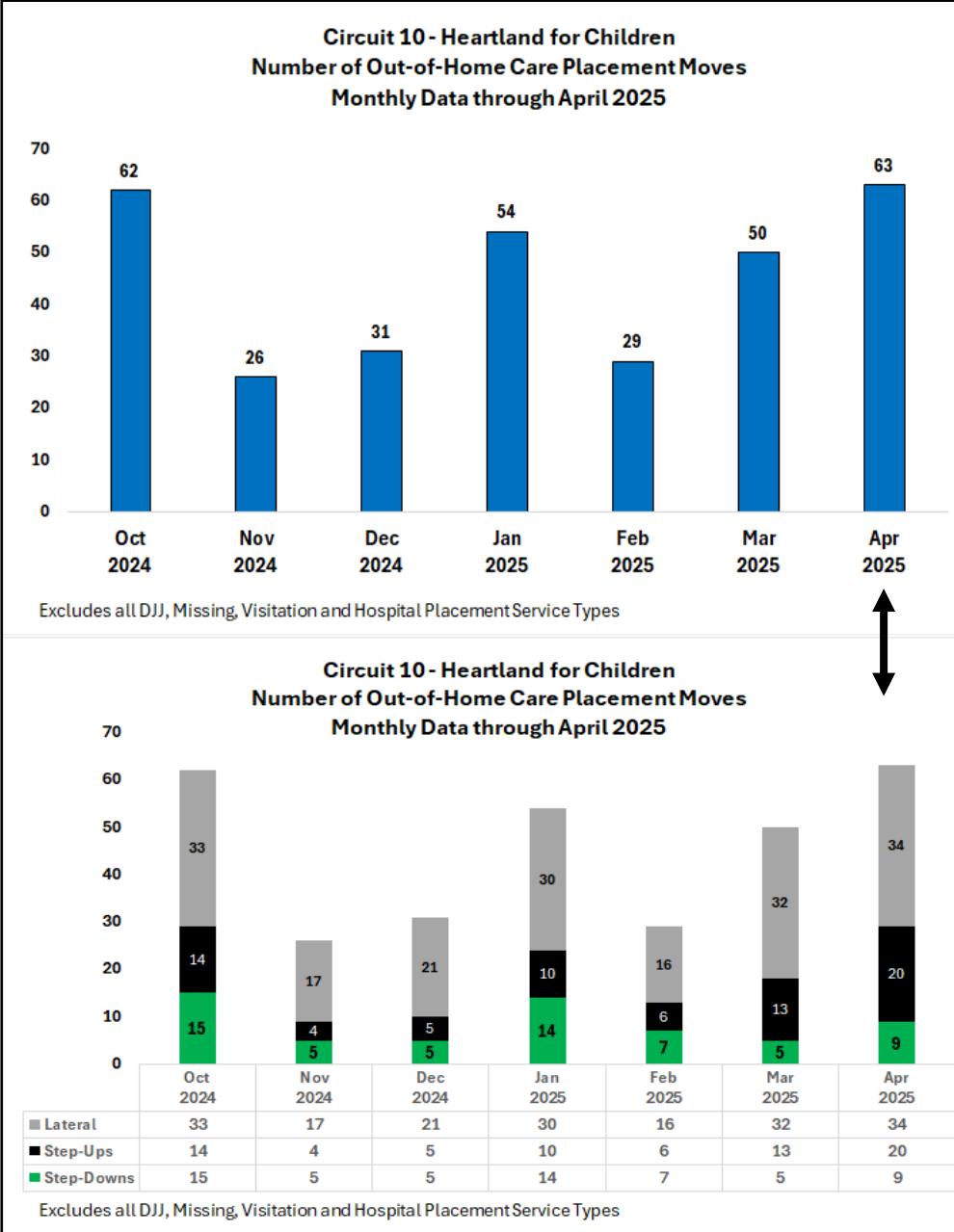
- 0.5 credits from OHU to CHS
- 2 credits added for LSF

Children Served at Month End by Service Type

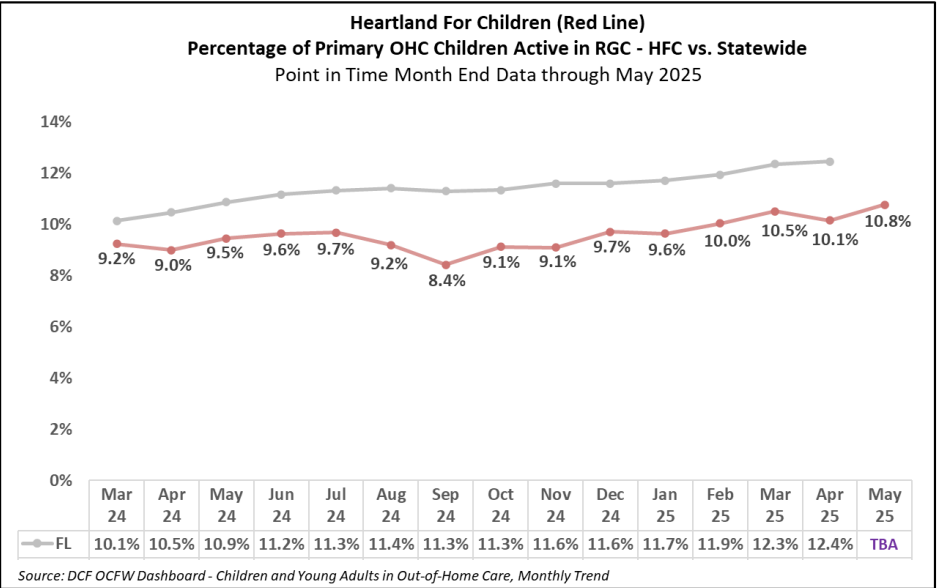
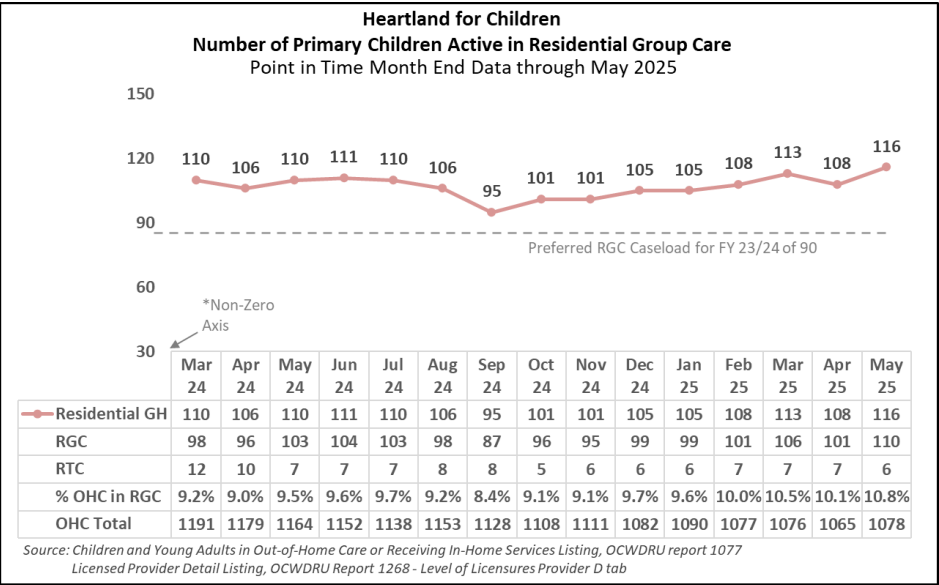


Placement Moves, Children in Out-of-Home Care (OHC)

Excludes: Children entering or exiting OHC. Also, DJJ, Missing, Other Visitation or Hospital



➤ Number and Percent of Children Serviced in Residential Care

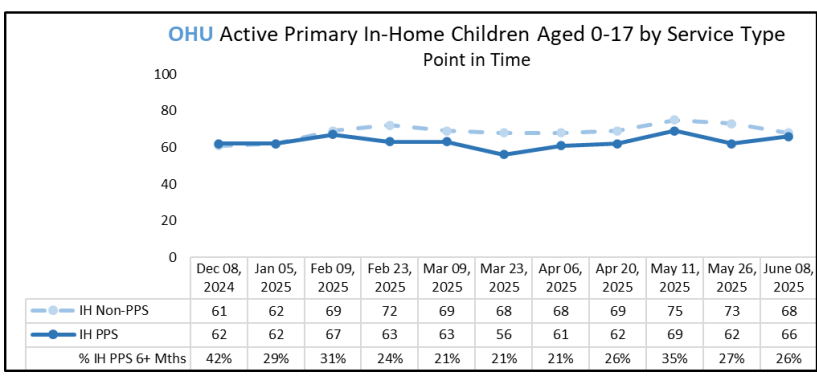
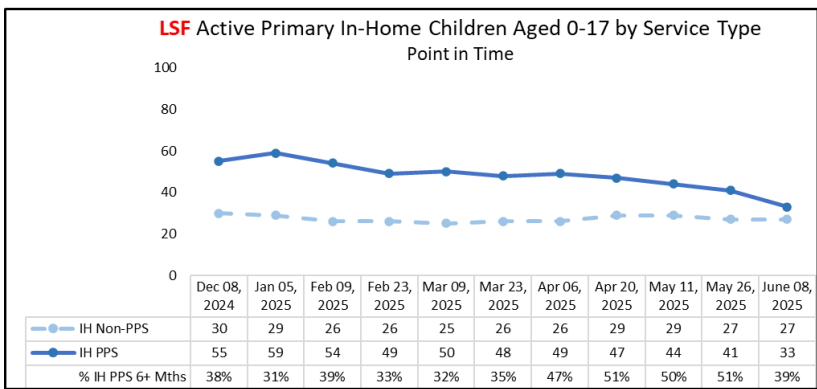
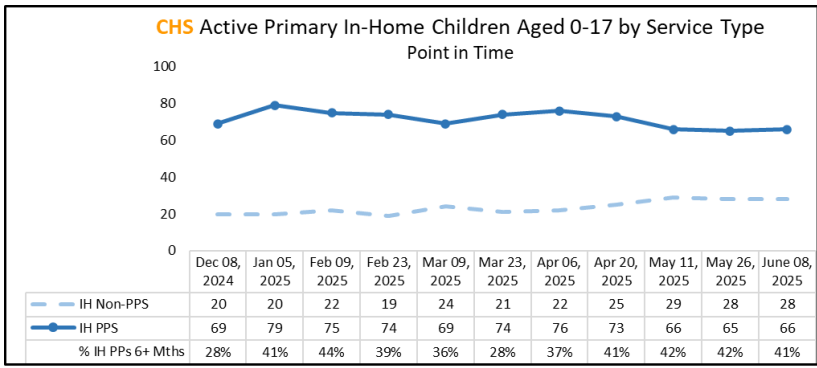


Circuit 10			
Percent of Group Homes, Percent of Beds Licensed and Utilized			
Point in Time as of February 2025 Month End			
Group Home / Shelter Type	Currently licensed beds	% utilized previous month	Number of beds on the horizon for development
Shelter - NFI	12	47.9%	0
Shelter – YFA George Harris	24	7083.0%	0
At-Risk: Anchor House	12	56.0%	6
At-Risk: Anchor Ivy Villa	6	56.6%	6
At-Risk: Anchor’s Haven House	-	-	-
At-Risk: Anchor’s Girls Home	-	-	-
At-Risk: A Second Chance	6	83.3%	0
At-Risk: Serenity Place-Chandler	6	83.3%	0
At-Risk: Serenity Place-Julius	6	86.3%	0
At-Risk: Serenity Place-Villa	12	56.6%	0
At-Risk: Integrity Care - Kaley	6	100.0%	0
At-Risk: Integrity Care - Kittansett	6	50.0%	0
At-Risk: Integrity Care - Sunset	6	66.7%	0
At-Risk: Integrity Care - Whispering	6	92.9%	0

FY 2024-2025 Children In-Home Care Closures Initiative

PPS: Post Placement Supervision (Children Reunified with the Removal Parent)

Non-PPS: Children Receiving In-Home Services the entire time from Case Transfer from DCF to CMO (**Also includes ICPC*)



Heartland for Children Active Primary Children Aged 0-17 Receiving In-Home Services - PPS and Non-PPS Data as of 06/08/25												
CMO	In-Home Service Type	0-4 Months	5 Months	6 Months	7-9 Months	10 Months	11 Months	12-15 Months	16-23 Months	24-35 Months	36+ Months	CMO Total
CHS	Non-PPS	15	2	0	0	0	0	8	1	2	0	28
	PPS	29	10	5	5	2	6	4	3	2	0	66
CHS Total		44	12	5	5	2	6	12	4	4	0	94
LSF	Non-PPS	9	2	0	4	0	0	6	0	5	1	27
	PPS	11	9	7	1	0	0	4	1	0	0	33
LSF Total		20	11	7	5	0	0	10	1	5	1	60
OHU	Non-PPS	25	6	1	9	3	6	7	5	0	6	68
	PPS	41	8	5	8	1	0	1	2	0	0	66
OHU Total		66	14	6	17	4	6	8	7	0	6	134
NTF	Non-PPS	71	0	0	0	0	0	0	0	0	0	71
	PPS	71	0	0	0	0	0	0	0	0	0	71
NTF Total		71	0	0	0	0	0	0	0	0	0	71
HFC	Non-PPS	120	10	1	13	3	6	21	6	7	7	194
	PPS	81	27	17	14	3	6	9	6	2	0	165
HFC Total		201	37	18	27	6	12	30	12	9	7	359
% PPS by Month		49%	16%	10%	8%	2%	4%	5%	4%	1%	0%	-

Source: Children and Young Adults Actively Receiving IH Services or in OHC Care Daily Listing - FSN Report #1329
PPS = Post Placement Supervision; Non-PPS = DCF Case Transfer to CMO, In-Home Services

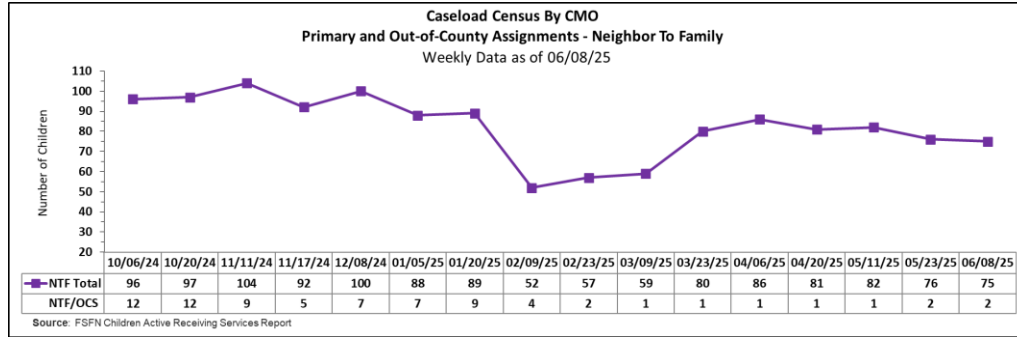
In-Home Service Providers Caseload and Referrals Received

Point-in-Time as of June 09, 2025				Mindshare Referrals from Apr 21 to Jun 09 (Referrals Since the last PQI date)
In-Home Provider/Service	Current Census	Immediate Openings	Projected Openings within next 3 weeks (need Referrals to fill)	
Youth Villages	40	3	6	41
Neighbor To Family (Safety Mgmt)	27	1	12	26
PRC Home to Stay (Reunification)	13	10	4	8
PRC Home to Stay (Prevention)	22	4	3	7
OHU (Family Support)	37	31	3	52
OHU (Legal)	0	0	0	-
UW Supervised Visitation	8	1	0	-
CHS BSFT	13	2	2	-
CHS CPP	14	0	0	-
NFI FFT- Traditional	28	0	0	43
NFI FFT- Prevention	10	0	0	-
NFI FFT- Foster Care	29	6	6	3
Chosen	5	5	5	-

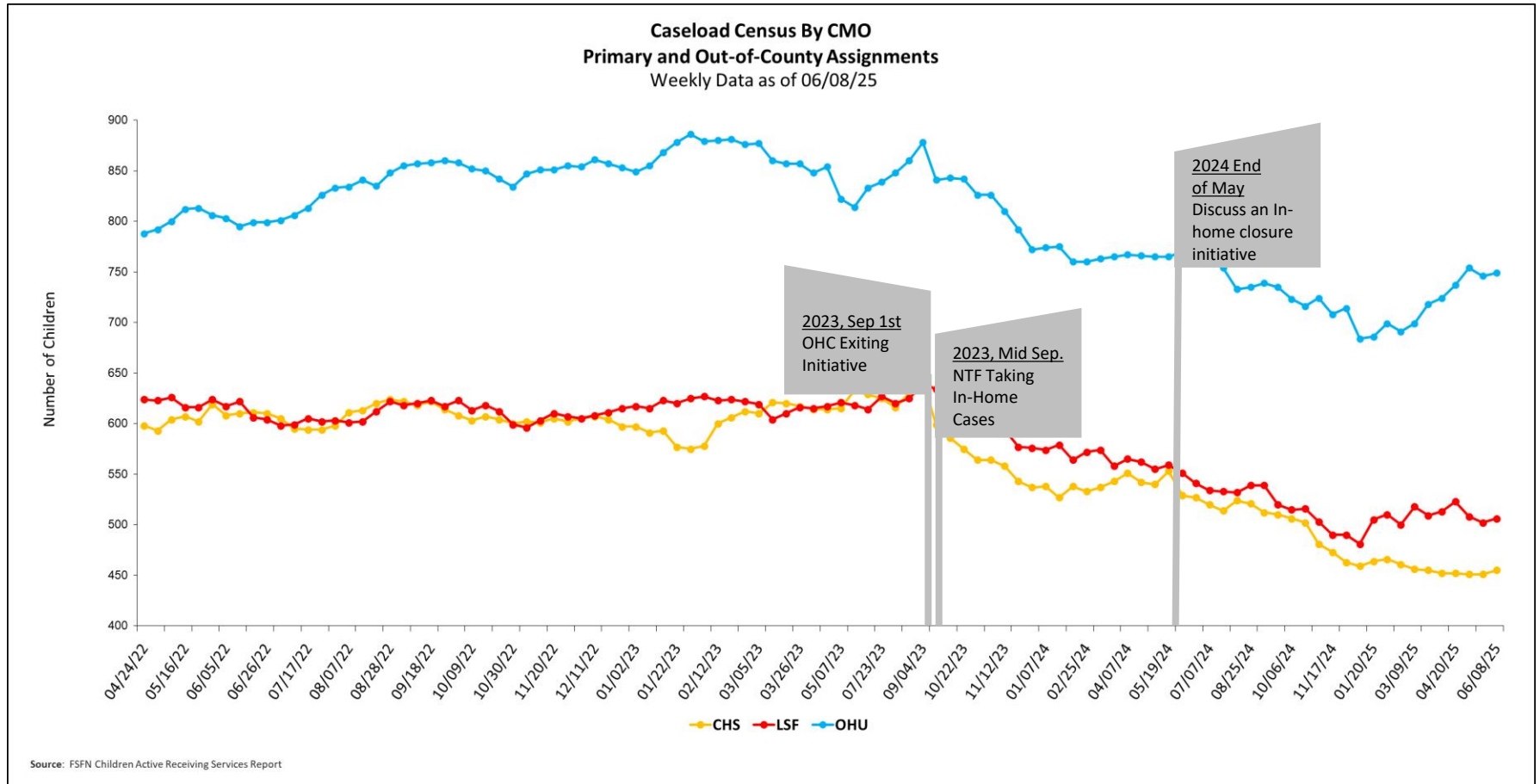
Source: HFC Quality & Contract Management Department Reports

Caseload Census Information

CBC Services Weekly Caseloads By CMO



Number of Children by CMO							
Last 6 Reporting Periods							
Agency	3/9/2025	3/23/2025	4/6/2025	4/20/2025	5/11/2025	5/23/2025	6/8/2025
CHS	456	455	452	452	451	451	455
LSF	518	509	513	523	508	502	506
OHU Primary	525	560	568	586	604	604	603
OHU/OCS	174	158	156	151	150	142	146
OHU Total	699	718	724	737	754	746	749
NTF Primary	58	79	85	80	81	74	73
NTF/OCS	1	1	1	1	1	2	2
NTF Total	59	80	86	81	82	76	75
HFC Total	1,732	1,762	1,775	1,793	1,795	1,775	1,785



Supervisor Reviews Completed within the Last 90 Days

PPS: Post Placement Supervision (Children Reunified with the Removal Parent)

Non-PPS: Children Receiving In-Home Services the entire time from Case Transfer from DCF to CMO (*Also includes ICPC)

Supervisor Reviews Completed Within the Last 90 Days									
By Unit and Case Category									
Data as of 06/08/2025									
CMO	Unit	IH Non-PPS		IH PPS		OHC		Grand Total	
		Total Cases	Percent Completed	Total Cases	Percent Completed	Total Cases	Percent Completed	Total Cases	Percent Completed
CHS	141834-CHSFL	-	-	1	100.0%	16	100.0%	17	100.0%
	141835-CHSFL	-	-	-	-	28	100.0%	28	100.0%
	141837-CHSFL	3	100.0%	16	93.8%	40	72.5%	59	79.7%
	141839-CHSFL	1	100.0%	2	100.0%	20	100.0%	23	100.0%
	141846-CHSFL	4	100.0%	5	60.0%	22	68.2%	31	71.0%
	141852-CHSFL	3	100.0%	6	100.0%	61	100.0%	70	100.0%
	CHS Total	11	100.0%	30	90.0%	187	90.4%	228	90.8%
LSF	141827-LSF	3	100.0%	4	100.0%	33	100.0%	40	100.0%
	141828-LSF	5	100.0%	1	100.0%	26	100.0%	32	100.0%
	141836-LSF	3	100.0%	-	-	18	100.0%	21	100.0%
	141845-LSF	-	-	2	100.0%	29	100.0%	31	100.0%
	141848-LSF	-	-	3	100.0%	15	100.0%	18	100.0%
	141849-LSF	1	100.0%	4	100.0%	37	100.0%	42	100.0%
	141850-LSF	-	-	1	100.0%	19	100.0%	20	100.0%
	141929-LSF	2	100.0%	5	100.0%	42	100.0%	49	100.0%
	LSF Total	14	100.0%	20	100.0%	219	100.0%	253	100.0%
NTF	14-HFC-NTF CMO IHNJ	27	100.0%	-	-	-	-	27	100.0%
OHU	140121-OHU-HIGHLANDS	2	100.0%	3	100.0%	38	94.7%	43	95.3%
	142849-OHU-HIGHLANDS	30	100.0%	-	-	-	-	30	100.0%
	142852-OHU-POLK	4	100.0%	10	100.0%	32	100.0%	46	100.0%
	142853-OHU-HARDEE	2	100.0%	3	100.0%	22	81.8%	27	85.2%
	142854-OHU-HIGHLANDS	-	-	-	-	1	100.0%	1	100.0%
	142855-OHU-HIGHLANDS	-	-	7	100.0%	47	100.0%	54	100.0%
	142856-OHU-POLK	3	100.0%	3	100.0%	27	100.0%	33	100.0%
	142858 OHU-POLK	1	100.0%	2	100.0%	23	95.7%	26	96.2%
	OHU Total	42	100.0%	28	100.0%	190	96.3%	260	97.3%
Circuit 10 Total		94	100.0%	78	96.2%	597	95.8%	769	96.4%

CHS

Up 20% since
2/11/2025

LSF

Up 13% since
2/11/2025

NTF

Down 40% since
2/11/2025

OHU

Up 3% since
2/11/2025

Source: CARS Report #1329 & CARS Legacy - Daily Report

Filters: Heartland for Children; Primary Workers; Unduplicated Children; Ages 0-17

IH = In-Home

OHC = Out-of-Home Care

PPS = Post Placement Supervision

Average Caseload of Case Managers

Case Manager Caseload Breakdown by Agency – Data as of 06/08/2025

Average Caseload of Case Managers								Percent of Case Managers That Are at or Under the National Caseload Standard of 15			
CMO	1-5 Children in Caseload	6-15 Children in Caseload	16-24 Children in Caseload	25-29 Children in Caseload	30+ Children in Caseload	Total Case Managers*	Avg # of Children per CM	CMO	# Case Managers w/ Primary Caseload	# with Caseload at 15 or lower	Percent at 15 or lower
CHS	5	3	15	3	1	27	16.9	CHS	27	8	29.6%
LSF	4	5	16	3	1	29	17.4	LSF	29	9	31.0%
OHU	1	8	10	6	9	34	22.0	OHU	34	9	26.5%
NTF	0	1	4	0	0	5	15.0	NTF	5	1	20.0%
# of CMs	10	17	45	12	11	95	18.8	HFC	95	27	28.4%

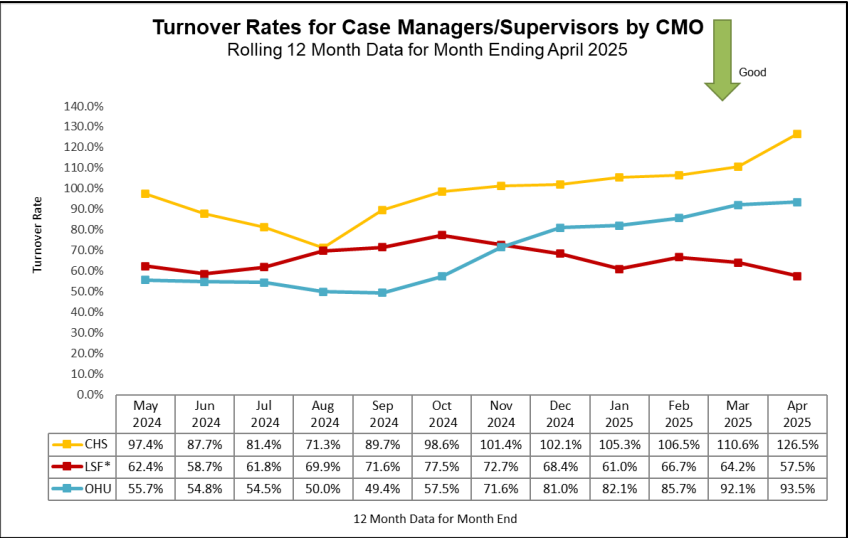
Caseload = Number of Children with Primary or Out of County assignment.

* Data Excludes Unit Supervisors, FTC Facilitators & Resigned CMs Count

Turnover Rates for Case Managers/Supervisors

12 Month Case Manager Turnover Rates by Agency

Employee Turnover Rates By CMO 12 Month Data for Month Ended April 2025		
CMO	Case Manager	Case Manager Supervisor
CHS	126.5%	30.0%
LSF*	57.5%	23.1%
OHU	93.5%	60.9%



Caseload Census by Case Manager and Organization

Data as of 06/08/2025

Caseload of 1 - 5 Children (+7)		
CMO	Case Workers	#
CHS	Martinez, Kiley	4
LSF	Outing, Teneke	4
CHS	Saimplince, Jefferson	2
CHS	Villegas, Jacqueline	2
LSF	Argiro, Patrick	2
LSF	Francis, Cheryl	1
LSF	Davis, Amy	1
CHS	Peguero, Joyce	1

Caseload of 6 - 15 Children (-2)		
CMO	Case Workers	#
LSF	Guerrero, Ony	15
LSF	Pamphile, Emmanuella	14
OHU	Moore, Raven	14
LSF	Durant, Paris	14
LSF	Ellis, Darren	14
LSF	Smith, Andrae	12
CHS	Tracy, Amy	12
CHS	Moore, Christy	12
OHU	Hines, Tracy	11
OHU	Fonteneaux, Alexis	10
OHU	Rodriguez, Roxana	8
CHS	Kaina, Kelly	7
OHU	Santiago, Marcos	6

Caseload of 16 - 24 Children (+3)		
CMO	Case Workers	#
CHS	Walker, Shavonte	24
LSF	Bon-Fiol, Nikol	24
OHU	Odom, Tavunda	24
CHS	Covington, Walter	24
CHS	Bouzi, Marie Edwige	23
LSF	Blocker, Amanda	23
OHU	Nerove, Rachel	23
OHU	Bowen, Kendall	23
LSF	Koons, Brittney	23
LSF	Diamond, Savannah	23
LSF	Bickel, Sherry	23
OHU	Beach-Solmo, Amber	22
CHS	Bain, Claire	22
OHU	Bruce, Kortney	22
CHS	Phillips, Amy	21
CHS	Barakat, Maha	21
CHS	Helmick, Kimberly	21
LSF	Franklin, Yoshika	21
OHU	Nelson, Chelsea	21
CHS	Henry, Jayden	20
LSF	Willingham, Jadashia	20
CHS	Olivas, Hope	20
CHS	Clemmons, Sabrina	20
CHS	Whetsell-Thorpe, Tavaya	19
LSF	Townes, Rachel	19
LSF	Gunnnett, Glynnis	19
NTF	Boule, Adriana	19
LSF	Lynch, Rodina	19
CHS	Joseph, Ketty	19
LSF	Lott, Carla	19
LSF	Newton, Kimberly	18
OHU	Valencia, Alejandro	18
OHU	Bellanfante, Jamie	18
LSF	Moran, Bernice	18
NTF	Cruz, Ana	17
CHS	Wiggs, Sunni	17
LSF	Coleman, Tangela	17
LSF	Williams, Kamesha	17
CHS	Brown, Annie	17
LSF	Powell, Deborah	16
NTF	Mattison, Sharon	16
NTF	Bates, Brittany	16
OHU	Johnson, Sharon	16

Caseload of 25 - 29 Children (0)		
CMO	Case Workers	#
OHU	Carter, Maria	29
OHU	Stoudemire, Jamesia	28
CHS	Bennett, Brianna	26
OHU*	Smith, Lorie	26
LSF	Cruz, Veronica	26
LSF	Malave, Luis	26
OHU	Baker, Ayshia	26
LSF	Gonzalez, Jelitza	26
CHS	Hook, Kathryn	26
OHU	Colatorti, Jeannine	25
OHU*	Simmons, Shannon	25
CHS	Standen, Brayden	25

Caseload of 30+ Children (-1)		
CMO	Case Workers	#
OHU	Pulsifer, Angela	46
OHU*	Villegas, Anna	38
OHU	Johnson, Randi	35
OHU*	Garcia, Anakeidie	34
OHU	Kohn, Ludessa	34
OHU*	Fuentes, Norma	33
OHU	Mcgahee, Timika	32
OHU*	Washington, Woodrica	30
OHU	Kilbey, Alexis	30
CHS	Hiers, Katherine	30

Unit Supervisors Carrying Cases (0)		
CMO	Case Workers	#
NTF	Phillip, Wanda	7
OHU	Young, Vanessa	2
CHS	Cortes, Jennifer	1

Circuit 10 Children Active by Assignment Role for CMO TAYS, FTC and Adoption Workers Data as of 06/08/25				
Case Worker	Pri.	Sec.	OOC	Grand Total
Nieves, Carlos	18	24	0	42
TAYS - CHS	18	24	0	42
Cruz, Cheyleen	0	1	0	1
FTC - CHS	0	1	0	1
Cortes, Jennifer	1	36	0	37
James, Aleah	1	12	0	13
Adoptions - CHS	2	48	0	50
Peralta, Joshua	31	0	0	31
Jones, Dane	0	26	0	26
TAYS - LSF	31	26	0	57
Porter, Ineisha	0	1	0	1
FTC - LSF	0	1	0	1
Collins, Sara	1	49	0	50
Hampton, Sharday	0	51	0	51
Adoptions - LSF	1	100	0	101
Metelus, Getro	6	19	1	26
Vazquez, Roger	5	91	1	97
TAYS - OHU	11	110	2	123
Sherwood, Drake	0	1	0	1
FTC - OHU	0	1	0	1
Nettles, Markisha	18	1	0	19
Southall, Akeva	10	3	0	13
Ventura, Armando	0	7	0	7
Brody, Jessica	0	1	0	1
Adoptions - OHU	28	12	0	40
TAYS Total	60	160	2	222
FTC Total	0	2	0	2
Adoptions Total	31	160	0	191

Pri. = Primary - *Sec.* = Secondary - *OOC* = Out of County
 Data Source: FSN Report - Children Active Receiving In-Home or Out-of-Home Services Daily Listing by District

*These OHU case managers contain caseloads that are over 65% OCS cases. On average an OCS case compares to 1.54 regular cases (i.e., 20 OCS cases approx. equals 13 regular cases).

Red = Supervisors, FTC Facilitators & Resigned CMs carrying cases **Orange** = Terminated Workers Carrying Caseloads in FSN

Healthcare Information (Medical, Dental, Immunization, and Psychotropic Medications)

Data Entered Into FSFN for Children in Out-of-Home Care

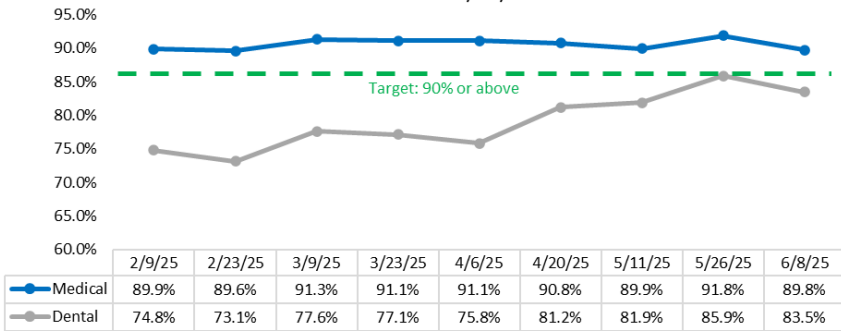
Health Information in FSFN for Children in OHC as of 06/08/2025					
Agency	# of Children in OHC	% With a Medical Record in FSFN	% With Medical Service in last 12 Months	% With Dental Service in Last 7 months	% with Immunizations Up to Date
CHS	322	100.0%	89.8%	83.5%	75.5%
LSF	414	100.0%	95.2%	87.9%	95.4%
OHU	352	100.0%	92.6%	83.0%	97.2%
HFC	1088	100.0%	92.7%	84.9%	90.1%
Statewide	14751	99.9%	93.9%	86.7%	74.9%

Source: FSFN report 1009 "Source: "Healthcare Service Information for OHC"

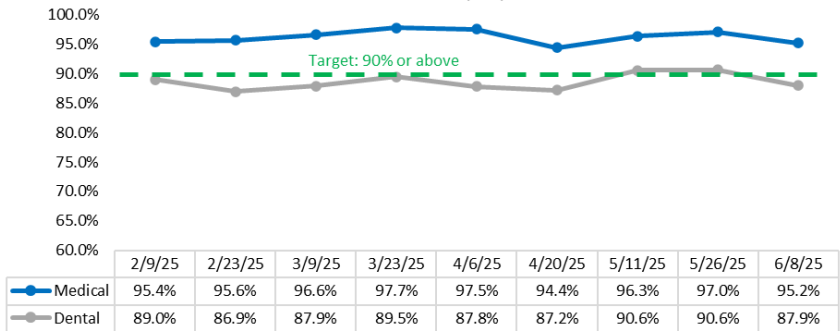
Health Information in FSFN as of 06/08/2025				
Agency	# of Missing Medical Records	# of Medical Appointments Needing Update	# of Dental Appointments Needing Update	# of Immunization Needing Update
CHS	0	33	39	79
LSF	0	20	31	19
OHU	0	26	40	10
HFC	0	79	110	108
Statewide	16	892	1350	3700

Source: "Healthcare Service Information for OHC - Report 1009"

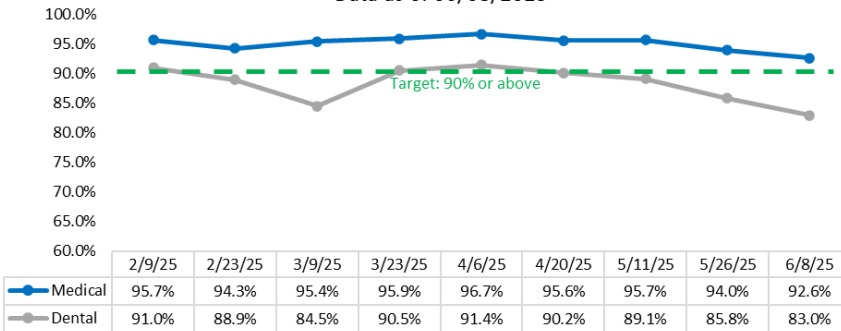
CHS Percent of Active Primary Children in OHC with Medical Service in Last 12 Months & Dental Service in Last 7 Months
Data as of 06/08/2025



LSF Percent of Active Primary Children in OHC with Medical Service in Last 12 Months & Dental Service in Last 7 Months
Data as of 06/08/2025



OHU Percent of Active Primary Children in OHC with Medical Service in Last 12 Months & Dental Service in Last 7 Months
Data as of 06/08/2025



Psychotropic Medications

Children with Psychotropic Medications Prescriptions

Heartland For Children Number of Children in Out-of-Home Care with at Least one Psyc. Medication and Percent of Children w/ a Valid Consent Data as of 06/09/2025					
Agency	All Children in OHC	% of Children in OHC w/ Psyc Meds	All Children with Psyc Meds	# of children w/ a current parent or court order	% w/ a current parent or court order
CHS	342	13.5%	46	44	95.7%
LSF	424	12.0%	51	50	98.0%
OHU	359	8.6%	31	31	100.0%
HFC	1,130	11.3%	128	125	97.7%
DCF	2	50.0%	1	0	0.0%
Statewide	15,786	14.9%	2,357	2,338	99.2%

Source: Children in OHC with One or More Current Prescriptions for a Psychotropic Medication, Ages 0 to 17 - #1002

Source: Children and Young Adults in Out-of-Home Care or Receiving In-Home Services Listing - #1077

Valid = Children with a parent consent and the parents are TPR'd are not considered valid consents

Missing Children in Out of Home Care

Children currently missing or recovered while in OHC

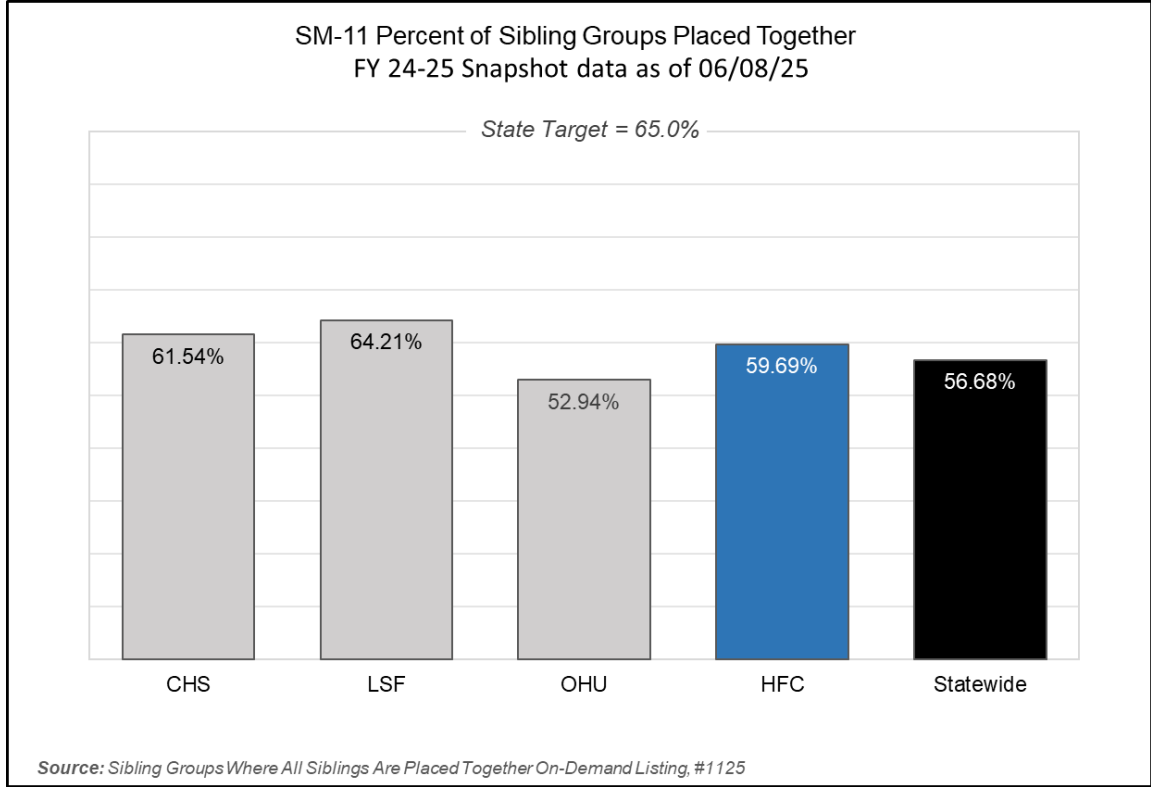
Heartland for Children Children in OHC who are Missing or Now Recovered 6/8/2025					
	Current Missing	Late Reports	Late ATL	Recoveries	Late Debriefs
CHS	2	0	0	1	0
LSF	0	0	0	0	0
OHU	1	0	0	0	0
CPI	0	0	0	0	0
Total	3	0	0	1	0
Source: HFC MCR Tracking Log ATL = Attempts to Locate					

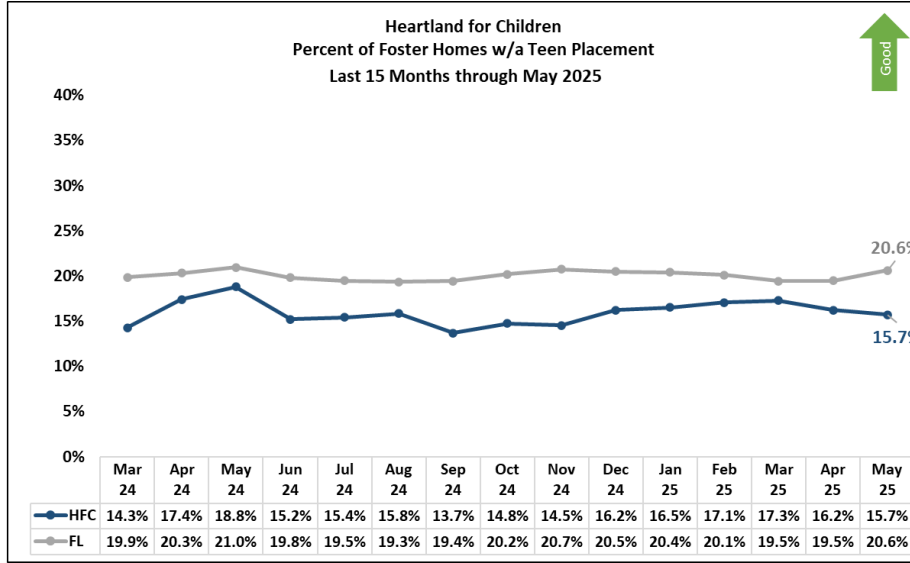
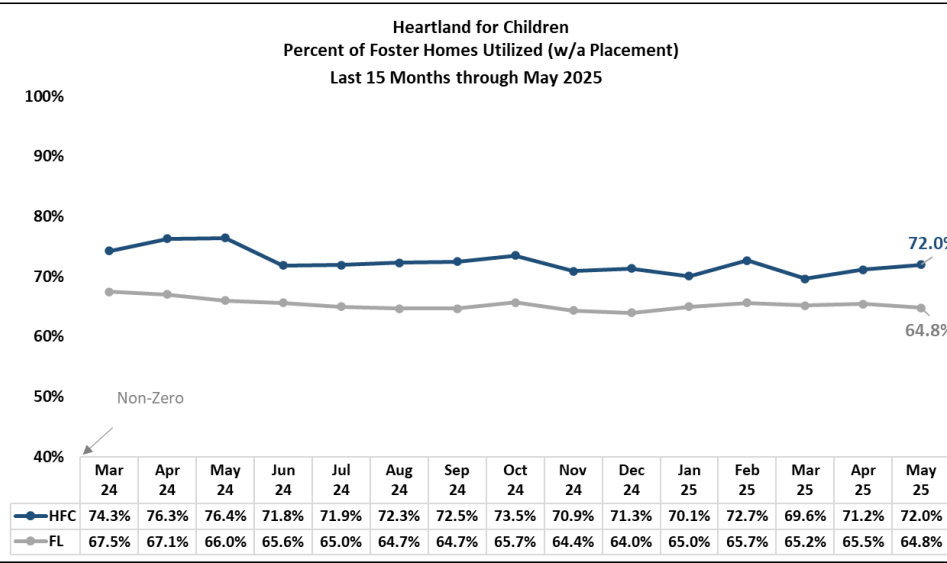
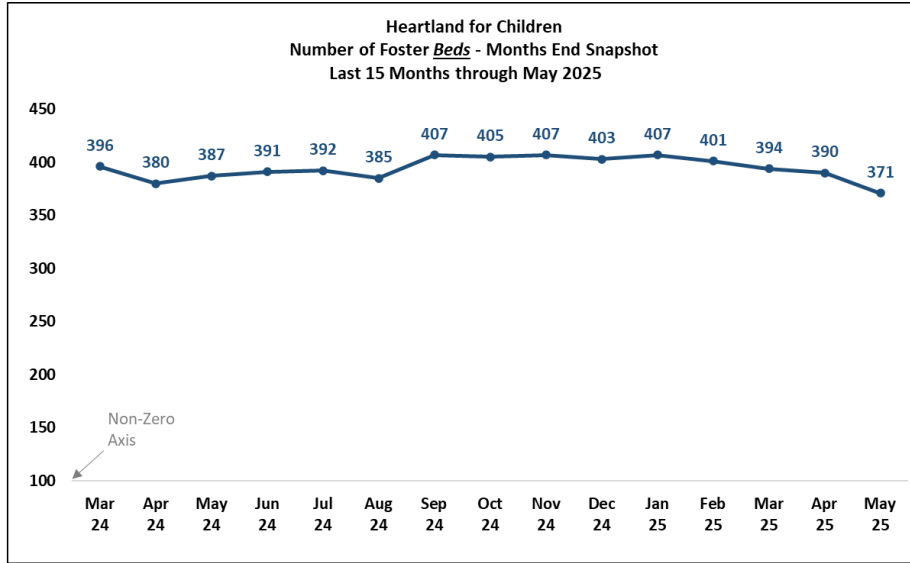
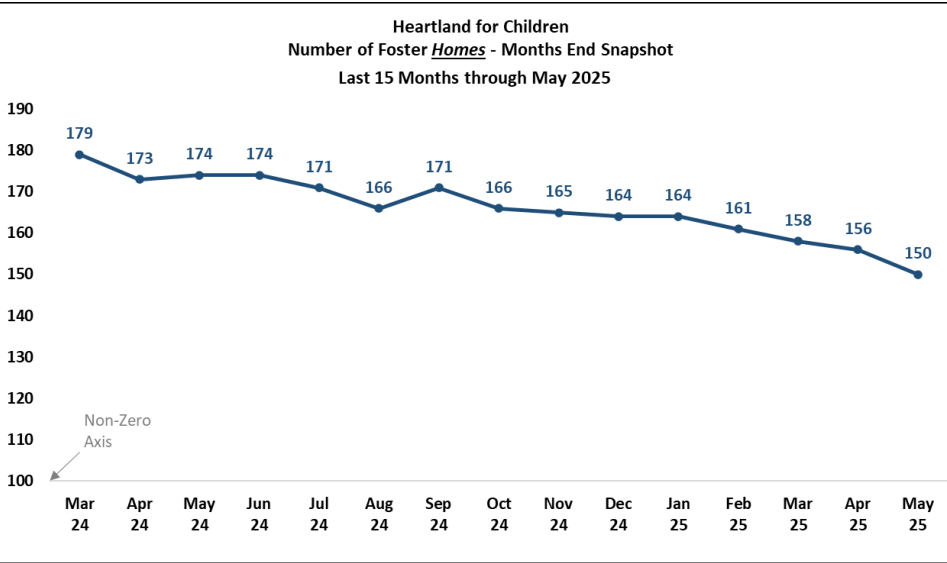
Scorecard Measure 11 – Separated Siblings

SM11 - Percentage of sibling groups in out-of-home care where all siblings are placed together – Target = 65.0%

SM11 - Percent of Sibling Groups Placed Together FY 24-25 Snapshot data as of June 8, 2025			
Agency	Number of Cases w/ Siblings Together	Total Cases Sibling Groups	Percent of Siblings Placed Together
CHS	48	78	61.54%
LSF	61	95	64.21%
OHU	45	85	52.94%
HFC	154	258	59.69%
Statewide	2,027	3,576	56.68%
Source: Sibling Groups Where All Siblings Are Placed Together On-Demand Listing, #1125			

Number of sibling groups to achieve SM11 target – 28 Sibling Groups



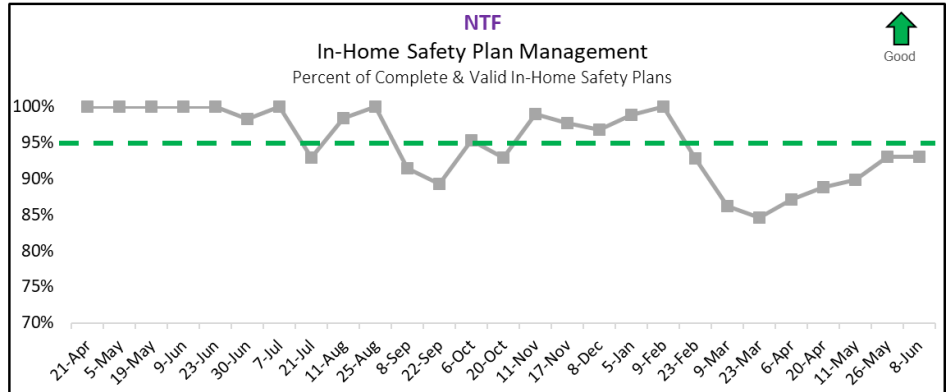
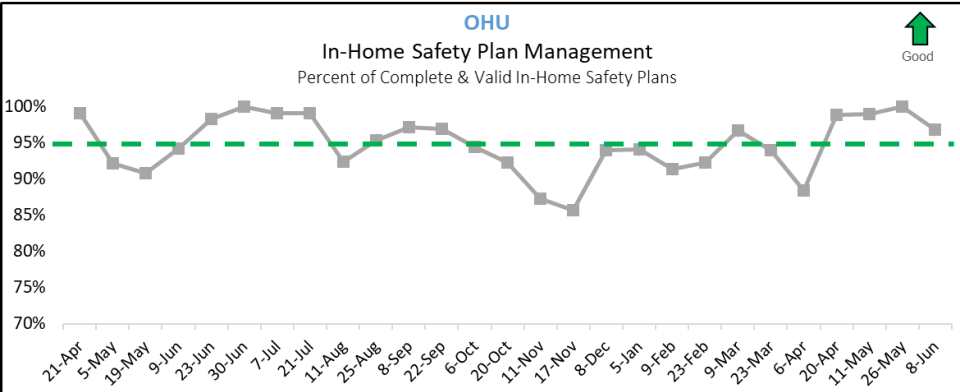
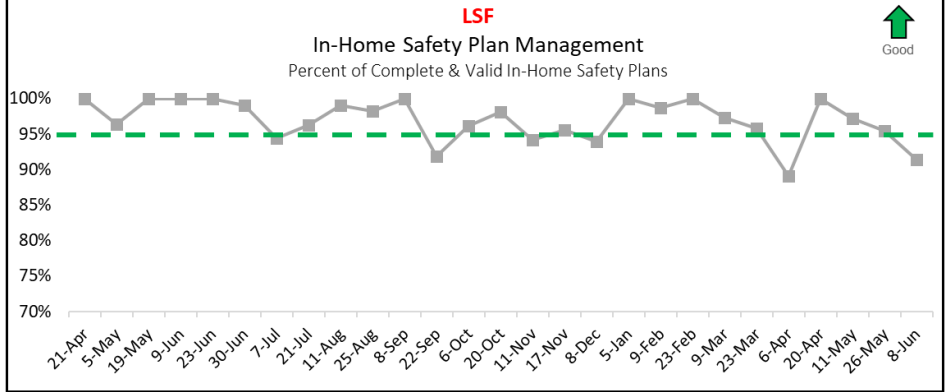
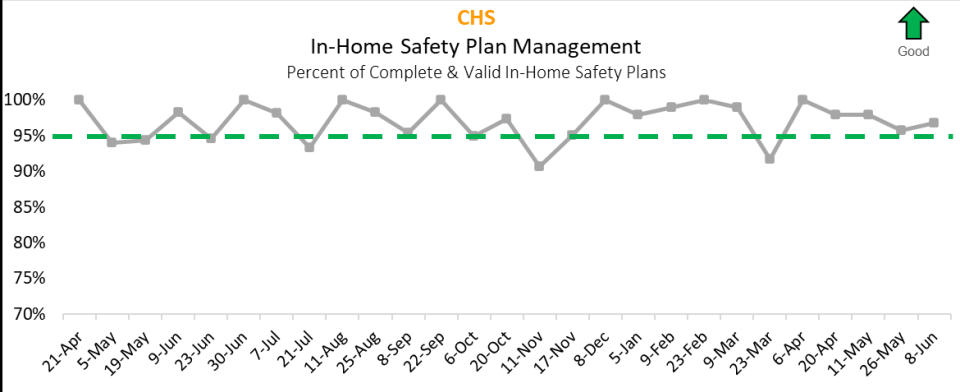


In-Home Safety Plan Management

Percent of Completed In-Home Safety Plans under 180 Effective Days – Target: 95.0%

In-Home Safety Plan Management				
Percent of Completed In-Home Safety Plans under 180 Effective Days				
Data as of 06/08/2025				
Agency	No -or- Expired Safety Plans	Complete & Valid Safety Plans	Total Required Safety Plans	Percentage Complete
CHS	3	91	94	96.8%
LSF	5	53	58	91.4%
OHU	3	90	93	96.8%
NTF	5	66	71	93.0%
HFC Total*	16	300	316	94.94%
Statewide	318	6356	6674	95.24%
Source Report: Case Management Safety Management Listing - OCWDRU Report #1301				
Target of 95%				

Of the 300 completed safety plans, 25 will expire in the next 30 or 60 days			
Agency	Expires in 30 Days	Expires in 60 Days	Total
CHS	3	7	10
LSF	3	7	10
OHU	0	0	0
NTF	0	5	5
HFC Total	6	19	25
Source report 1301 'Case Management Safety Management Listing' - Data as of 06/08/2025			



Child Placement Agreement Errors

Active CPA's with errors and non-active CPA's needing closure.

Child Placement Agreement Errors

Data as of 06/08/2025

The 11 active CPA's with errors contain the 14 total errors.

Agency	Total CPA's Needing Correction	Non-Active CPA's Needing Closure	Total Active CPA's not Completed		New CPA Needed	Need to Upload Signed Agreement	Need Supervisor Approval	No Provider Listed	Total Errors
CHS	12	2	10		6	4	2		12
LSF	4	3	1			1		1	2
OHU	0	0	0						0
Total	16	5	11		6	5	2	1	14

Source: FSFN - Child Placement Agreement Status for Children in Out-of-Home Care On-Demand Listing - OCWDRU Report #1256

Criteria: Children with a CPA Effective Date.

Percent of Children with an Active Completed CPA

Data as of 06/08/2025

Agency	Total Active CPA's	CPA's Fully Completed	% of Completed CPA's
CHS	37	27	73%
LSF	18	17	94%
OHU	8	8	100%
Total	63	52	83%

Source: FSFN - Child Placement Agreement Status - OCWDRU Report #1256

Criteria: Children with an CPA Effective Date.

Unified Home Studies – Approval Status

Cases with a Pending or No UHS – 45+ Days Past Due; Data-as-of: 06/06/2025

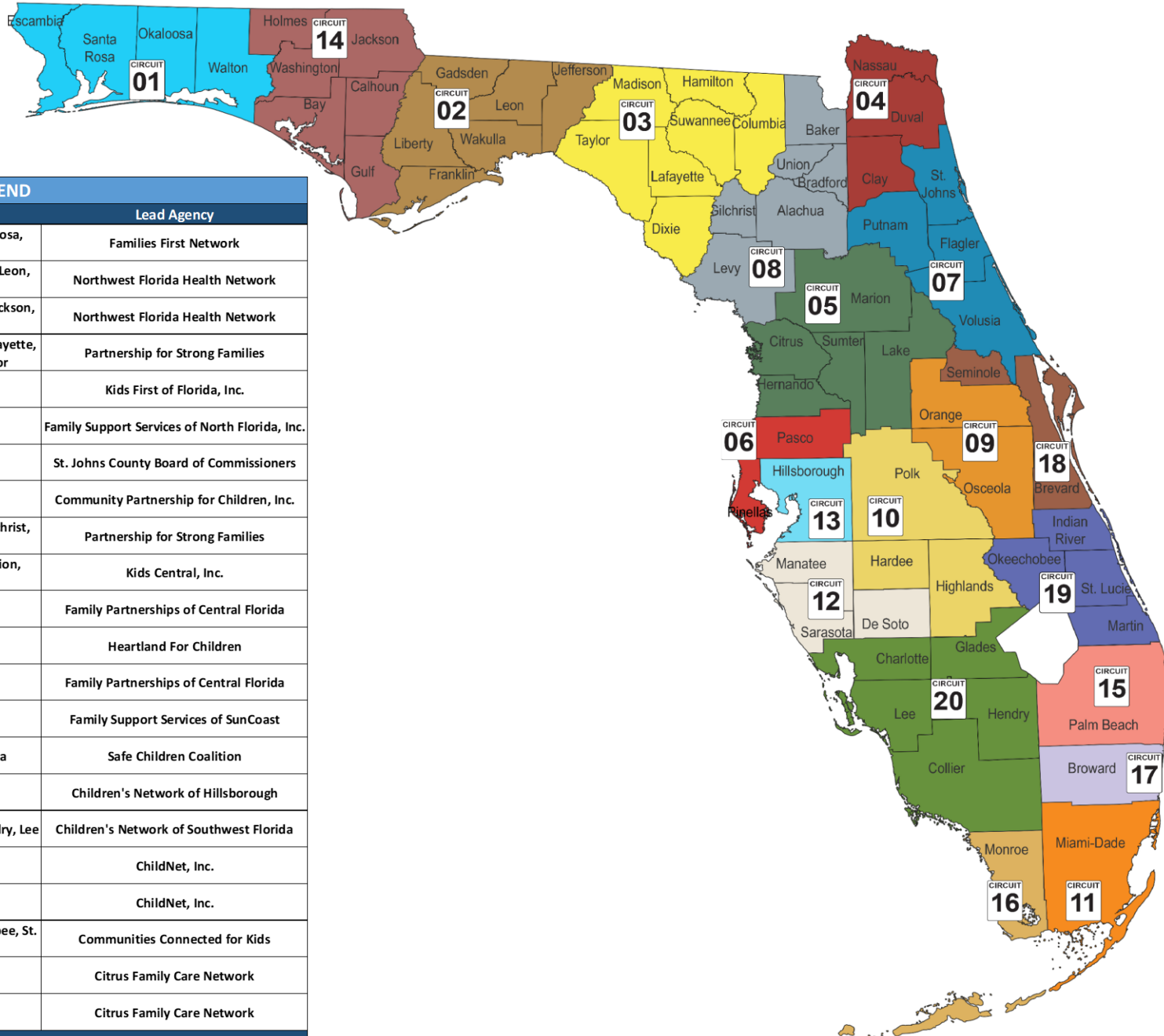
Relative / Non-Relative Unified Home Study Approval Status

45 Days since Case Transfer - **Past Due**

Agency	# of UHS	Status - Pending	Status - No UHS
CHS	2	1	1
LSF	4	3	1
OHU	12	4	8
Total	18	8	10



Community Based Care Lead Agency Map



LEGEND

Circuit	Region	Counties	Lead Agency
1	North West	Escambia, Okaloosa, Santa Rosa, Walton	Families First Network
2		Franklin, Gadsden, Jefferson, Leon, Liberty, Wakulla	Northwest Florida Health Network
14		Bay, Calhoun, Gulf, Holmes, Jackson, Washington	Northwest Florida Health Network
3	North East	Columbia, Dixie, Hamilton, Lafayette, Madison, Suwannee, Taylor	Partnership for Strong Families
4		Clay	Kids First of Florida, Inc.
4		Duval, Nassau	Family Support Services of North Florida, Inc.
7		St. Johns	St. Johns County Board of Commissioners
7		Flagler, Putnam, Volusia	Community Partnership for Children, Inc.
8		Alachua, Baker, Bradford, Gilchrist, Levy, Union	Partnership for Strong Families
5	Central	Citrus, Hernando, Lake, Marion, Sumter	Kids Central, Inc.
9		Orange, Osceola	Family Partnerships of Central Florida
10		Hardee, Highlands, Polk	Heartland For Children
18		Seminole, Brevard	Family Partnerships of Central Florida
6	Sun Coast	Pasco, Pinellas	Family Support Services of SunCoast
12		DeSoto, Manatee, Sarasota	Safe Children Coalition
13		Hillsborough	Children's Network of Hillsborough
20		Charlotte, Collier, Glades, Hendry, Lee	Children's Network of Southwest Florida
15	South East	Palm Beach	ChildNet, Inc.
17		Broward	ChildNet, Inc.
19		Indian River, Martin, Okeechobee, St. Lucie	Communities Connected for Kids
11	Southern	Miami-Dade	Citrus Family Care Network
16		Monroe	Citrus Family Care Network

DATES FOR JUNE

- **National Unification Month**
- **Father's Day** – June 15th
- **The No More Orphans Experience** – Sunday, June 22nd at 5PM at Lakes Church in Lakeland – [register here](#)

SAFETY RESOURCES

Internet Safety and Tips

- [Information, Advice and Support to Keep Children Safe Online](#) ([internetmatters.org](#))
- [NetSmartz Home](#) ([missingkids.org](#))

Safe Sleep

- [www.ounce.org/safe_sleep.html](#)

Swim Safety Tips

- Pool Party Water Safety Tips: [bit.ly/41UoFcY](#)
- Water Safety Tips: [ounce.org/water_safety.html](#)

Hot Car Safety Tips

- [nhtsa.gov/campaign/heatstroke](#)

COMMUNITY RESOURCES

Summer Camp Guide for Circuit 10
[heartlandforchildren.org/summercamps](#)

**Good Shepherd Hospice
Grief Support Programs**
[https://www.chaptershealth.org/care-support/grief-services/](#)

Polk County Free Things To Do

[https://lakelandmom.com/free-things-to-do-in-lakeland/](#)

Polk Plays

- Does your child use a school readiness voucher through the Early Learning Coalition of Polk County?
- Are you a Polk County resident with an EBT SNAP card?

If you answer yes to EITHER of these questions, you can receive a FREE one-year membership to Florida Children's Museum. Membership includes all members of your household. Learn more and sign up at [polkplays.org](#)

Solo Parent

This FREE program is designed to empower single parents by unlocking their emotional, spiritual, and physical potential. Learn more: [https://soloparent.org/florida](#)

Free Books for Children 0-5

[uwcf.org/dolly-partons-imagination-library/](#)

United Way's 211

Call 211 or visit 211.org

Getting free confidential help for needs such as food, housing, employment, utilities, mental health and much more is just a text, call, or click away.

ECHO Ministries

Help provide tangible needs to children in foster, adoptive, relative and non-relative care. To Donate: ECHO Distribution Center every Wednesday from 9AM-12PM at 3625 Century Blvd Unit 1A, Lakeland, FL. [https://www.echoministriesflorida.net/](#)

Find Help (Previously Aunt Bertha)

[https://www.findhelp.org/](#)

Find local resources for food, health, housing, employment programs & other community resources in seconds.

HOPE FLORIDA A PATHWAY TO PROSPERITY Call 850-300-HOPE

[myflfamilies.com/services/hope-florida](#)

Services offered by Hope Navigators:

- Identifying goals and barriers
- Referrals to local, community-based partners
- One-on-one support to develop a plan to achieve economic-self sufficiency

Autism/ASD Support Group

Last Friday of each month 10AM-11:30AM

At Bonnet Springs Park in Lakeland

Childcare will be provided.

Please call (813) 455-2846 or email [Efigueroa2@usf.edu](#) to register.

Circuit 10 Children's Mental & Behavioral Health Resources

[https://sites.google.com/view/floridac10/mhbmresources/home](#)

On this site you will find:

- o Heartland for Children's Parent Portal
- o MyFloridaMyFamily Community Services
- o Florida Mobile Response Team- 24/7 Crisis Assistance
- o Florida Statewide Medicaid Managed Care
- o Florida Association of Christian Child Caring Agencies
- o Florida Network Short-term Residential Programs
- o Center for Autism Related Disabilities (CARD)
- o National Alliance on Mental Illness
- o Post Adoption Support
- o Zebra Coalition
- o Central FL Behavioral Health Network
- o Hope Florida – A Pathway to Prosperity

Food Distribution Schedule

Polk, Highlands and Hardee Counties Food Distribution Sites

[uwcf.org/initiatives/endhunger/schedule/](#)

Healthy Families Florida

Family support and coaching program that helps parents provide the safe and stable environments children need for healthy growth and development. [healthyfamiliesfla.org/programs_map.html](#)

Domestic Violence Services

Peace River Center's Domestic Violence Program provides free, confidential services for individuals affected by domestic violence, sexual assault and human trafficking crimes, their family members and friends in Polk, Hardee and Highlands counties.

24-Hour Domestic Violence Crisis Lines

Hardee/Highlands 863.386.1167

Polk 863.413.2700

Victim Services Office Line 863.413.2708

Victim Services – Polk County 1860 South Crystal Lake Drive, Lakeland, FL 33801

Victim Services – Hardee/Highlands Counties

1570 Lakeview Drive, Sebring, FL 33870

HFC EVENTS

Foster Care Info Nights

Tuesday, June 17th at 6PM
Virtual via Teams

Tuesday, July 8th at 6PM
1001 Burns Ave, Lake Wales

Register: 863-519-8900 x 289

HFC's "Let's Talk About it" Podcast

where we provide education and resources for family matters in Polk, Highlands and Hardee Counties

[Apple Podcasts](#) / [Anchor](#) / [Spotify](#) / [YouTube](#)

POLK COUNTY

Free Trainings for Parents & Teachers

Early Learning Coalition of Polk County is hosting classes in multiple locations providing tools and resources and food. Space is limited.

Register here: <https://bit.ly/3AJgNz3>

Peer Recovery Center

Center for Behavioral Health Annex
1501 1st Street South, Winter Haven, FL 33880

Hours: Monday – Friday from 9AM-3PM

The center is a place for adults with a mental health diagnosis to receive education, support, resources and socialization.

Contact: (863) 293-1121 x 205789 for more info

Florida Children Museum

400 Bonnet Springs Blvd.
Lakeland, FL 33815

Contact: (863) 687-3869

<https://explorefc.org>

Carol Jenkin Barnett United Way Resource Center

Offers weekly classes for children from infants through age 5 where parents and children will learn and socialize as they participate in fun, stimulating, developmental activities. These classes are FREE and a great opportunity to meet other moms and caregivers.

- Breast Feeding Support Group
- Autism/ASD Support Group
- Child Development Classes
- Free Tax Prep
- Healthcare Navigator
- Free Child Development Screenings (1st Wednesday and 3rd Monday each month)
- Infant Massage Classes
- Parenting Child with Special Needs Support Group (every Monday 3PM-4:30PM)

Location: 400 Bonnet Springs Blvd. Lakeland, FL 33815
<https://uwcf.org/resourcecenter/>

HIGHLANDS COUNTY

Swimming Lessons at YMCA

<http://www.highlandsymca.org/aquatics.htm>

Champion for Children

Provides child abuse and neglect prevention programs and early-intervention services to children and families in Highlands County.

Contact for more info about the documentary **RESILIENCE: The Biology of Stress and the Science of Hope** which talks about the connection between trauma and health.

Office: (863) 382-2905

<https://www.championforchildren.org/>

Children's Museum of the Highlands

Hands on Learning for Ages 1-12

Cost: \$8/per person (ages 1+) for all day play.

219 N Ridgewood Dr. Sebring, Florida

(863) 451-5385 (contact museum for updated hours)

Preservers of Life

Highlands County Community Nursing Organization
This organization provides prevention healthcare and helps businesses and individuals integrate holistic health and wellness practices.

Kasey Pacheco, Community Nurse Collaborator

Kasey@preserversoflife.com | (863) 420-5255

FREE GED Prep & ESOL Classes

South Florida State College is offering free classes for adults in Highlands and Hardee Counties to improve adult literacy.

Contact: Sari Crews

863-784-7473 | sari.crews@southflorida.edu

<https://www.southflorida.edu/future-students/general-educational-development-program-ged>

HARDEE COUNTY

Hardee County Swimming Resources

[Swim Lessons | Florida Department of Health in Hardee \(floridahealth.gov\)](#)

Hardee Help Center

A Christ-centered community service organization bringing hope & healing to Hardee County families in difficult seasons of life.

713 E Bay Street Wauchula, FL 33873

Contact: info@hardeehelpcenter.com | 863-773-0034

Visit Hardee

Website for upcoming events, community updates and resources: <https://www.visithardee.com/events>

FREE GED Prep & ESOL Classes

South Florida State College is offering free classes for adults in Highlands and Hardee Counties to improve adult literacy.

Contact: Sari Crews

863-784-7473 | sari.crews@southflorida.edu

<https://www.southflorida.edu/future-students/general-educational-development-program-ged>