

# Performance & Quality Improvement (PQI) Report

Data for week ended Sunday, April 20, 2025



## Mission

Improving safety, permanency and well-being for all children in Polk, Highlands, and Hardee Counties

## Vision

To eliminate child abuse and neglect in Polk, Highlands, and Hardee Counties



# Community Based Care Lead Agency Scorecard

FY 24-25, Quarter 3 Performance

CBC Lead Agency Scorecard Performance Table	Safety	Permanency	Permanency	Permanency	Permanency	Safety	Safety	Well-Being	Permanency	Permanency	Permanency
Measures	1. Children with no recurrence of verified maltreatment within 12 months of a prior verified maltreatment	2.Children achieving permanency within 12 months of entering care.	3. Children achieving permanency within 12 months for children in Out-of-home care between 12 and 23 months.	4. Children achieving permanency within 12 months for children in out-of-home care for 24 months or more	5. Children who do not re-enter foster care within 12 months of moving to a permanent home.	6. Rate of children not abused or neglected while in out-of-home care.	7. Percent of children not abused or neglected while receiving in-home services.	8. Percent of children under supervision who are seen every 30 days.	9. Rate of children's placement moves per 1,000 days in foster care.	10. Percent of children placed with relatives or nonrelatives.	11. Percent of sibling groups where all siblings are placed together.
Quarterly Scheduled FSN Listing Report #	1229	1159	1160	1237	1162	1272	1156	1158	1161	1325	1166
Standard	90.3%	35.2%	43.8%	37.9%	94.4%	< 9.07	95.0%	99.5%	< 4.50	60.0%	65.0%
Reporting Period	10/01/22 to 09/30/23	01/01/23 to 12/31/23	01/01/24	01/01/24	01/01/22 to 12/31/22	10/01/23 to 09/30/24	10/01/23 to 09/30/24	01/01/24	01/01/24	12/31/24	12/31/24
ChildNet-Broward	93.37%	36.83%	52.36%	40.67%	94.74%	7.35	97.62%	99.82%	3.80	51.25%	63.19%
ChildNet-Palm Beach	94.85%	43.63%	57.79%	40.13%	93.64%	4.77	97.77%	99.89%	3.74	48.76%	62.02%
Childrens Network of SW Florida	95.61%	39.92%	58.36%	46.24%	93.48%	5.60	96.64%	99.93%	5.33	51.14%	60.74%
Childrens Network-Hillsborough	94.44%	20.96%	45.87%	46.36%	96.32%	4.17	97.91%	99.66%	5.17	51.55%	56.02%
Citrus Health Network	95.18%	22.69%	52.79%	44.53%	91.49%	5.78	97.96%	99.76%	4.77	48.98%	60.51%
Communities Connected for Kids	91.16%	37.83%	73.24%	44.87%	93.57%	10.21	93.42%	99.92%	4.48	44.00%	60.53%
Community Partnership for Children	94.36%	28.84%	64.08%	46.00%	94.81%	5.66	97.91%	99.85%	3.96	37.50%	50.42%
Family Integrity Program	96.06%	36.67%	50.00%	63.64%	100.00%	0.00	99.07%	99.84%	3.21	48.84%	66.67%
Family Partnerships of Central Florida	93.18%	26.30%	52.52%	50.88%	94.22%	6.52	96.40%	99.66%	4.00	50.64%	53.51%
Family Support Services of North Fla	96.18%	24.75%	54.93%	39.38%	92.17%	4.01	97.52%	99.67%	5.29	42.07%	42.39%
FSS Suncoast	95.09%	28.97%	53.44%	54.63%	94.64%	4.76	95.42%	99.69%	4.79	41.68%	59.55%
Heartland for Children	93.62%	33.48%	38.14%	48.61%	94.44%	3.74	97.03%	99.90%	2.88	63.14%	57.53%
Kids Central, Inc.	96.70%	28.21%	36.68%	44.16%	88.78%	5.07	97.37%	99.44%	7.01	52.51%	59.58%
Kids First of Florida, Inc.	99.39%	37.04%	59.09%	44.44%	100.00%	3.43	100.00%	99.60%	3.37	44.36%	37.50%
NWF Health Network - East	92.92%	37.27%	52.59%	46.89%	91.21%	5.60	96.23%	99.91%	6.01	49.48%	57.80%
NWF Health Network - West	91.88%	31.47%	57.84%	44.84%	91.10%	8.00	94.39%	99.85%	6.28	49.11%	51.35%
Partnership for Strong Families	94.53%	30.00%	46.37%	48.96%	95.74%	5.30	96.80%	99.79%	4.60	47.22%	55.29%
Safe Children Coalition	95.16%	31.92%	57.92%	47.15%	90.96%	5.36	97.01%	99.44%	4.33	51.76%	64.10%
Statewide	94.21%	31.17%	51.65%	47.20%	93.23%	5.52	96.74%	99.51%	4.84	49.65%	56.62%

# Contract Measure – Children Seen Every Thirty Days

Percent of children under supervision who are required to be seen every 30 days – Target = 99.5%

Previous Month		
<b>Scorecard Measure #4 - Children Under Supervision Who Are Seen Every Thirty Days</b> March 2025 as of 04/06/2025 Report Date Range: 03/01/2025 to 03/31/2025		
Agency	# of Children <u>Not</u> seen in 30 days	% of Children seen timely
CHS	8	99.86% ★
LSF	1	99.98% ★
OHU	4	99.93% ★
NTF	0	100.00% ★
HFC	13	99.93% ★
<b>Statewide</b>		99.75%
<b>Source Monthly:</b> "Children Under Supervision Who Are Seen Every Thirty Days - Report #1144" <b>Target of 99.5%</b>		

Current Month		
<b>Scorecard Measure #4 - Children Under Supervision Who Are Seen Every Thirty Days</b> April 2025 as of 04/20/2025 Report Date Range: 04/01/2025 to 04/30/2025		
Agency	# of Children <u>Not</u> seen in 30 days	% of Children seen timely
CHS	4	99.85% ★
LSF	1	99.97% ★
OHU	1	99.99% ★
NTF	5	99.70% ★
HFC	11	99.93% ★
<b>Statewide</b>		99.71%
<b>Source Monthly:</b> "Children Under Supervision Who Are Seen Every Thirty Days - Report #1144" <b>Target of 99.5%</b>		

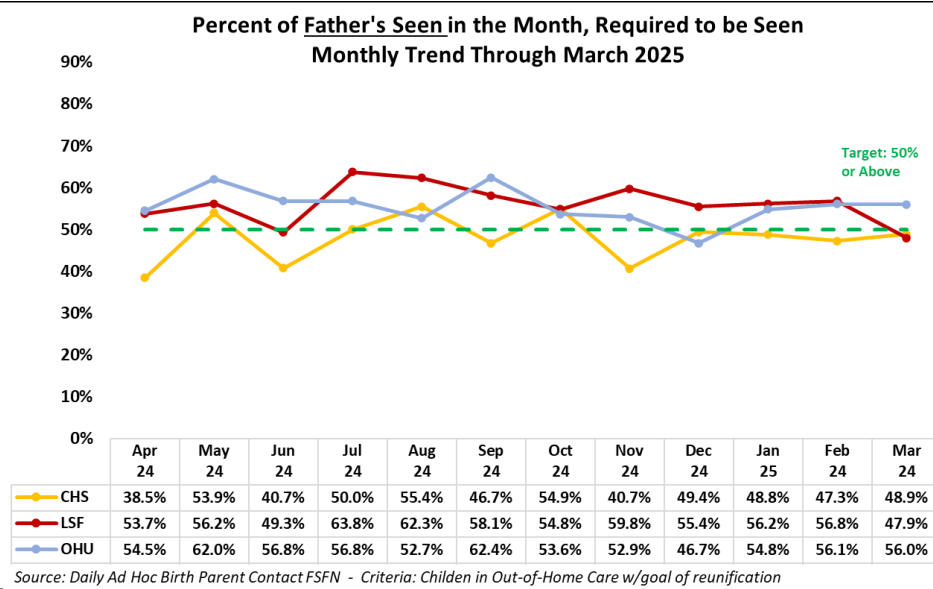
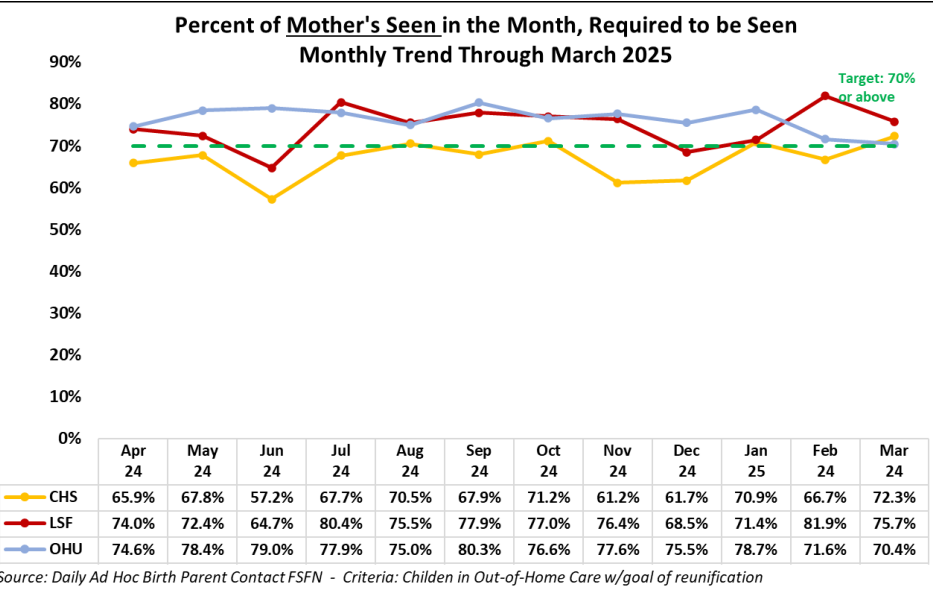
# Monthly Birth Parent Contacts

Target = 70% Mothers and 50% Fathers - seen monthly

Current  
Month

Birth Parent Contact Completed						
April 2025 as of 04/20/2025 (Point in Time)						
AGENCY	# Moms Required	# Moms Completed	Mom % Completed	# Dads Required	# Dads Completed	Dad % Completed
CHS	110	47	42.7%	91	32	35.2%
LSF	180	56	31.1%	130	25	19.2%
OHU	141	44	31.2%	107	38	35.5%
TOTAL	431	147	34.1%	328	95	29.0%
Criteria: Children in Out-of-Home Care w/goal of reunification						
Source: Daily Ad Hoc Birth Parent Contact FSN						
Mothers Seen Target: 70%						
Fathers Seen Target: 50%						

- Mother Contact, Target is 70% or above
- Father Contact, Target is 50% or above



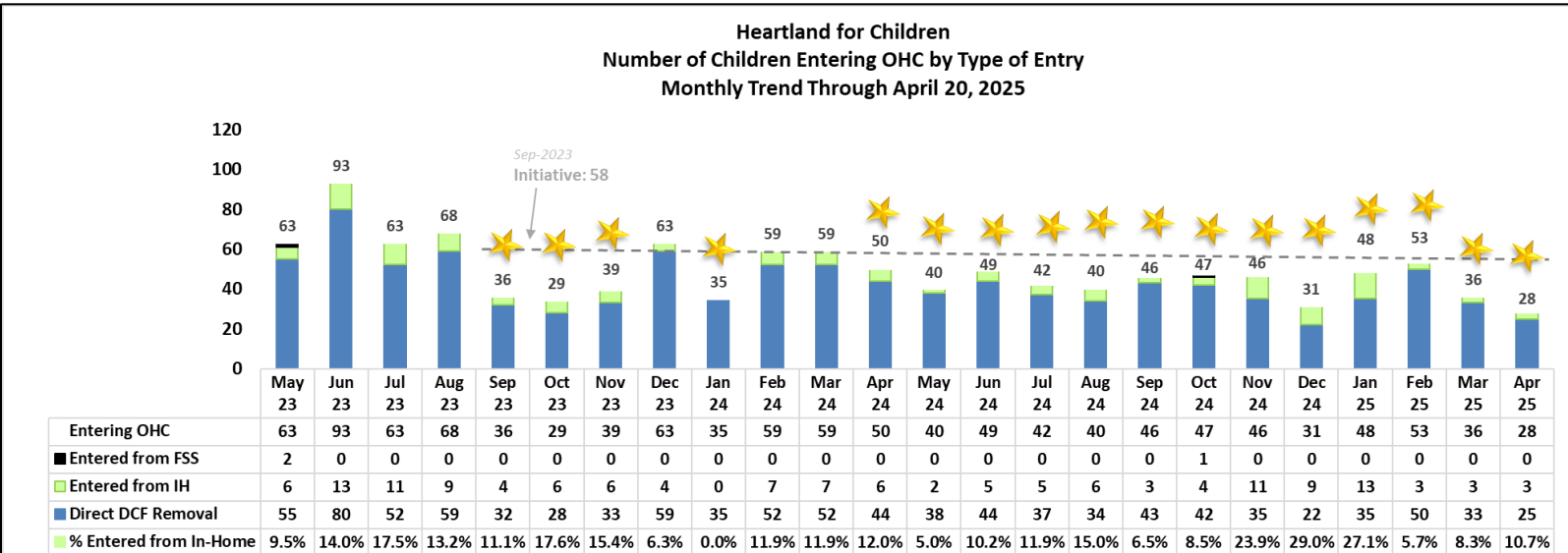
# Case Transfer Staffing Data

Case Transfer Data For Fiscal Year 2023/24 - Data as of 04/22/2025

	JUL	AUG	SEPT	OCT	NOV	DEC	JAN	FEB	MAR	APR	MAY	JUN	24-25 Totals	23-24 Totals	22-23 Totals	21-22 Totals	20-21 Totals	19-20 Totals		JUL	AUG	SEPT	OCT	NOV	DEC	JAN	FEB	MAR	APR	MAY	JUN	24-25 Totals	23-24 Totals	22-23 Totals	21-22 Totals	20-21 Totals	19-20 Totals	
Number of Children																			NON-JUDICIAL IN HOME SERVICES																			
CHS	17	13	6	17	10	10	15	8	13	10	0	0	119	204	347	358	426	414	CHS	0	0	0	0	0	0	0	0	0	0	0	0	0	0	12	85	116	136	90
LSF	14	23	25	13	17	14	11	26	11	16	0	0	170	212	401	355	443	439	LSF	0	0	0	0	0	0	0	0	0	1	0	0	1	16	98	95	97	112	
NTF	29	14	27	30	14	10	28	11	38	1	0	0	202	185	0	0	0	0	NTF	29	21	27	30	12	10	28	11	38	1	0	0	207	173	0	0	0	0	
OHU Polk	2	21	3	8	10	2	5	6	6	4	0	0	67	78	141	147	162	177	OHU Polk	0	0	0	0	0	0	0	0	0	0	0	0	0	7	25	31	65	31	
One Hope	28	27	30	29	16	19	36	18	37	5	0	0	245	479	439	503	550	518	One Hope	0	0	0	0	0	0	0	0	0	0	0	0	0	53	35	45	32		
Total	90	98	91	97	67	55	95	69	105	36	0	0	803	1158	1328	1363	1581	1548	Total	29	21	27	30	12	10	28	11	38	2	0	0	208	208	261	277	343	265	
Out of Home Care																			OCS / ICPC Courtesy Supervision																			
CHS	13	12	3	17	10	2	15	4	12	7	0	0	95	141	229	200	220	240	CHS	0	0	0	0	0	0	0	0	0	0	0	0	0	0	0	0	0	0	
LSF	10	12	14	12	12	12	11	26	10	15	0	0	134	151	237	188	267	253	LSF	0	0	0	0	0	0	0	0	0	0	0	0	0	0	0	0	2	0	
OHU Polk	2	15	3	4	3	2	5	6	6	4	0	0	50	47	98	103	75	91	NTF	0	0	0	0	2	1	1	0	0	0	0	4							
One Hope	2	0	7	10	2	4	4	4	7	5	0	0	45	164	102	113	150	106	OHU Polk	0	0	0	0	0	0	0	0	0	0	0	0	0	0	0	0	0	0	
Total	27	39	27	43	27	20	35	40	35	31	0	0	324	503	666	604	712	690	One Hope	24	25	23	17	14	13	32	14	28	0	0	190	292	270	338	351	360		
																			Total	24	25	23	17	16	14	33	14	28	0	0	194	292	270	338	353	360		
IN - HOME JUDICIAL																			Reinstatement of Protective Services Supervision (Notice of Hearings)																			
CHS	0	0	0	0	0	0	0	1	1	3	0	0	5	17	10	4	17	38	CHS	0	0	3	0	0	7	0	3	0	0	0	13	17	17	17	26	8		
LSF	0	6	6	0	0	1	0	0	0	0	0	0	13	9	10	16	23	40	LSF	3	3	3	0	5	1	0	0	1	0	0	16	12	35	46	36	10		
OHU Polk	0	1	0	0	0	0	0	0	0	0	0	0	1	7	0	2	10	40	OHU Polk	0	0	0	4	0	0	0	0	0	0	0	4	8	1	2	7	8		
One Hope	0	0	0	0	0	0	0	0	2	0	0	0	2	8	6	6	4	8	One Hope	1	0	0	0	0	0	0	0	0	0	0	1	4	4	0	0	0		
Total	0	7	6	0	0	1	0	1	3	3	0	0	21	49	27	28	54	126	Total	4	3	6	4	5	8	0	3	1	0	0	34	41	57	65	69	26		

## Children Entering Out of Home Care

The percentage of cases that were converted from non-judicial to judicial for the previous month



Source: FSFN Report - Children Entering and Exiting Foster Care On-Demand Listing - OCWDRU Report #1182, Excluding Children 18 and Over  
Excluding aged 18+ and IL initial placements

# Children Re-Entering Out-of-Home Care

Number of Children in a Recent Removal Episode Who Have Had a Prior Reunification or Permanent Guardianship

Re-Entry  
into OHC  
Last 2  
Weeks

Removal Episodes for Children with a Prior Reunification or Permanent Guardianship  
Removals entered into FSN between 04/07/25 - 04/20/25

Current Removal Case ID	Child Id	Current Agency	Prior Unit	Current Removal Date	Prior PG or Reunification Discharge Date	Length from Prior Discharge to Current Removal (months)	Range Prior Discharge to Current Removal	SM07 Cohort	FSFN Entry Date
101818554	102065796	LSF	141828-LSF	4/12/2025	6/15/2018	81	> 5.0 yrs	No	4/17/25
	106673003	LSF	141828-LSF	4/12/2025	6/15/2018	81	> 5.0 yrs	No	4/17/25
100877561	100745469	CHS	141839-CHSFL	4/11/2025	9/29/2009	186	> 5.0 yrs	No	4/17/25
101310713	104178521	LSF	141850-LSF	4/9/2025	11/28/2016	100	> 5.0 yrs	No	4/14/25
103520312	105329777	LSF	141850-LSF	4/7/2025	10/2/2020	54	3.0 - 4.9 yrs	No	4/10/25
	102917203	LSF	141850-LSF	4/7/2025	10/2/2020	54	3.0 - 4.9 yrs	No	4/10/25

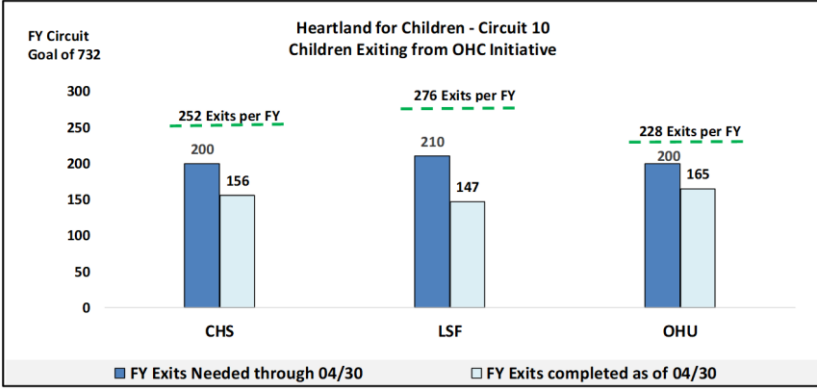
Source: FSN Data Warehouse Ad Hoc Report,

## Scorecard Measures 5 – Children Who Do Not Re-Enter into OHC after Achieving Permanency

SM05 - Percent of children exiting care to a permanent home within 12 months of entering care – Target = 94.4% or Greater

FY 24/25  
Contract Measure – Target = 94%

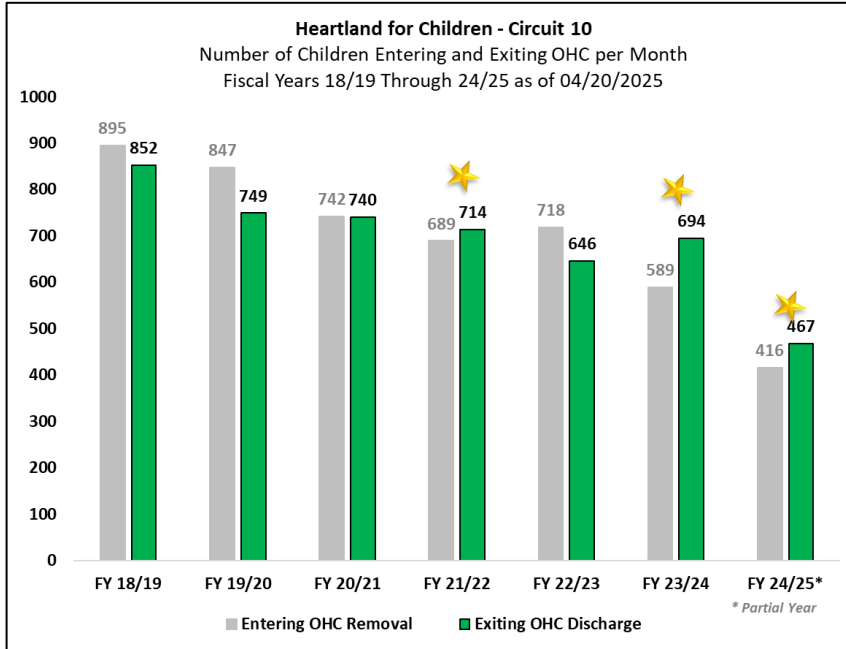
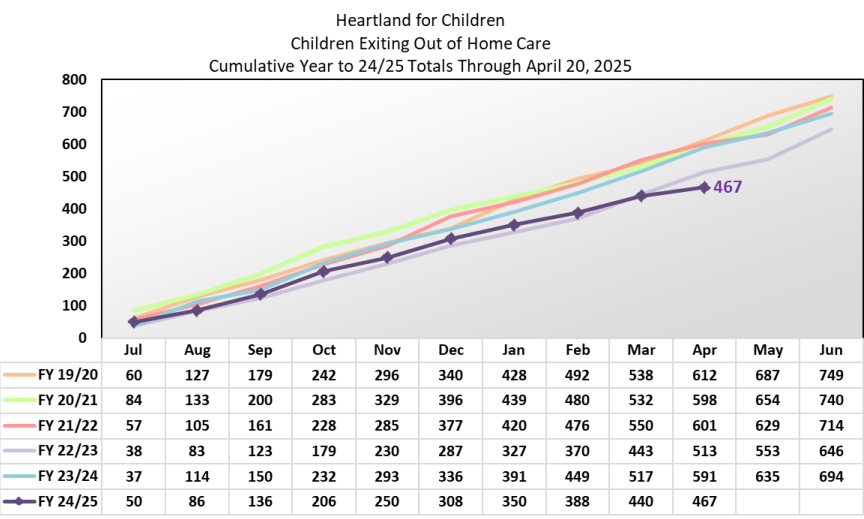
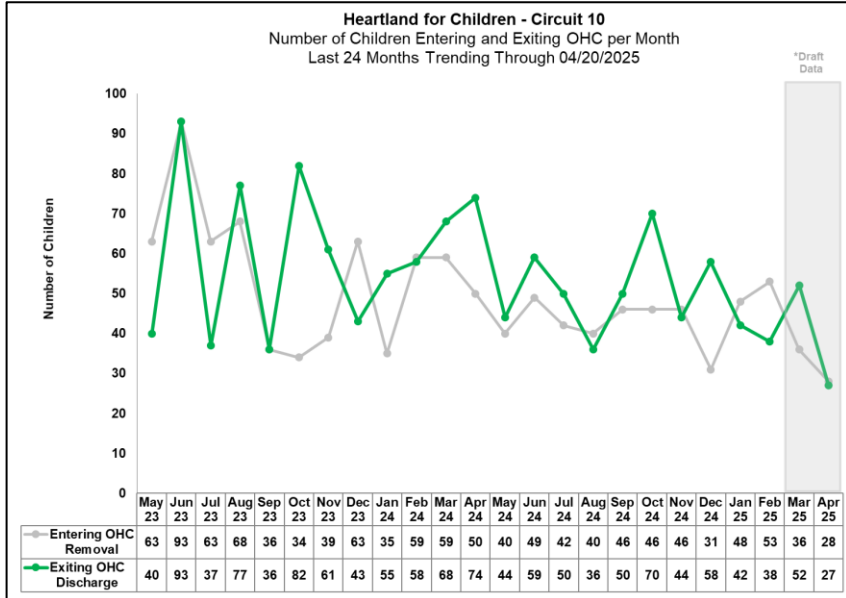
FY 24/25 as of 04/20/2025			
Children Who Do <u>Not</u> Re-Enter Care within 12 Months for Children Achieving Permanency July 2023 - June 2024			
Agency	Maintained No Removal Episode	Total Children Permanencyw/in 1 year	Percentage Permanency Maintained
CHS	85	92	92.39%
LSF	87	87	100.00%
OHU	68	74	91.89%
<b>HFC Total</b>	<b>241</b>	<b>254</b>	<b>94.88%</b>
<b>Statewide</b>	<b>2,601</b>	<b>2,788</b>	<b>93.29%</b>
Source: Children Who Do Not Re-Enter Foster Care within Twelve (12) Months of Moving to a Permanent Home On-Demand Listing, Report #1100			



Children Exiting Out-of-Home Care as of 04/20/2025  
Green: Month's CMIO or Circuit reached their monthly exits  
Orange: Adoptions exceed 25% of exits

	Monthly Need Rest of FY	Jul 24	Aug 24	Sep 24	Oct 24	Nov 24	Dec 24	Jan 25	Feb 25	Mar 25	Apr 25	May 25	Jun 25
CHS	28	20	12	14	31	8	22	11	9	17	12		
LSF	35	11	14	19	18	22	19	10	15	13	6		
OHU	25	19	10	17	21	14	17	22	14	22	9		
HFC	88	50	36	50	70	44	58	43	38	52	27		
Adoptions of Exits	12 of 50	6 of 36	19 of 50	14 of 70	22 of 44	21 of 58	6 of 43	13 of 38	21 of 52	20 of 27			
% of Adoptions	24.0%	16.7%	38.0%	20.0%	50.0%	36.2%	14.0%	34.2%	40.4%	74.1%			

\*Partial Month  
Total of 61 of more exits from OHC in a month  
Source: FSN Report 1182, excluding 18+, EFC



# Children Achieving Permanency within 12 Months for Children in Out-of-Home Care

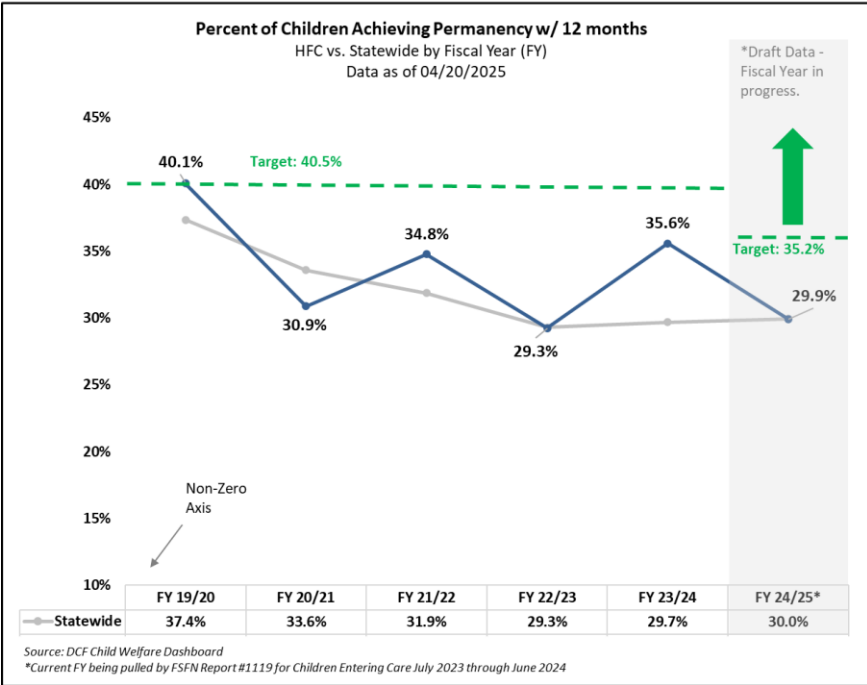
## Less than 12 Months

FY 24/25 Target is 35.2%

FY 24/25, Target 35.2%				Percent Timely FY 23/24 (last FY)		
Children Achieving Permanency within 0-12 Mths for Children Entering OHC July 2023 to June 2024 (as of 04/20/2025)						
Agency	Permanency within 12 mths	Total Children Entered OHC	Percent Timely Permanency		% Increase Since 02/25	
CHS	57	177	32.2%	36.8%		2.0%
LSF	54	198	27.3%	36.1%		1.9%
OHU	68	223	30.5%	33.8%		3.0%
HFC Total	179	598	29.9%	35.6%		2.3%
Statewide	2,389	7,975	30.0%	29.7%		4.0%

Source: Children Exiting OHC to a Permanent Home within Twelve Months of Entering Care #1119

\*Permanency = adoption, permanent guardianship or reunification w/ parent



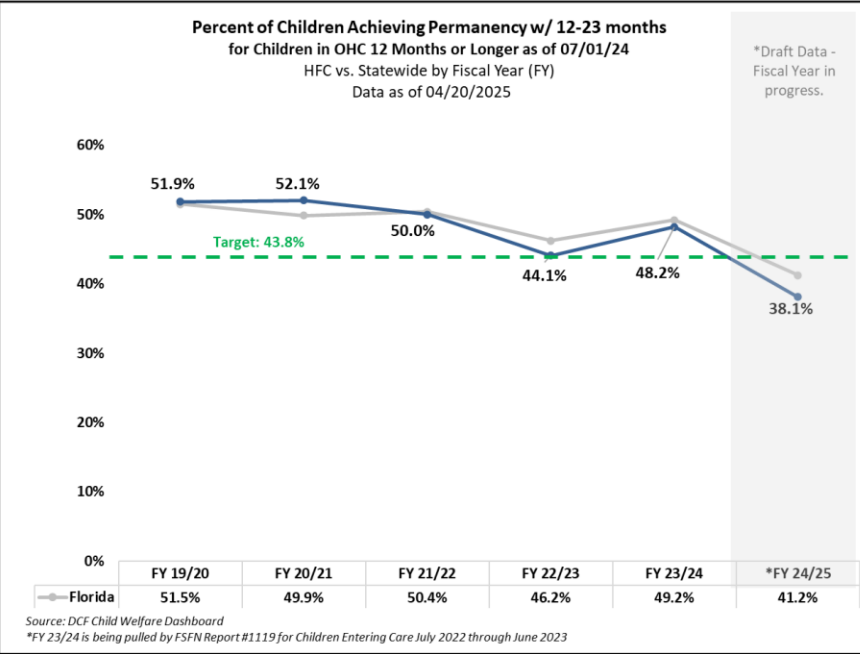
By Unit			
FY 2024 / 2025, Target 35.2%			
Children Achieving Permanency within 0-12 Mths for Children Entering OHC July 2023 - June 2024 (as of 04/20/2025)			
Agency / Unit (Actual)	Permanency within 12 mths	Total Children Entered OHC	Percent Timely Permanency
<b>CHS</b>	<b>57</b>	<b>177</b>	<b>32.2%</b>
141834-CHSFL	7	13	53.8%
141846-CHSFL	4	19	21.1%
141839-CHSFL	11	53	20.8%
141835-CHSFL (Adop)	8	21	38.1%
141852-CHSFL	23	50	46.0%
<b>LSF</b>	<b>54</b>	<b>198</b>	<b>27.3%</b>
141828-LSF	10	26	38.5%
141827-LSF	8	37	21.6%
141836-LSF	4	17	23.5%
141845-LSF	6	20	30.0%
141848-LSF	6	18	33.3%
141849-LSF	10	46	21.7%
141850-LSF (Adop)	6	12	50.0%
141929-LSF	4	20	20.0%
14-HFC-LSF ADMIN (IL)	0	2	0.0%
<b>OHU</b>	<b>68</b>	<b>223</b>	<b>30.5%</b>
142853-OHU-HARDEE	4	24	16.7%
142854-OHU-HIGHLANDS (IL)	0	1	0.0%
142855-OHU-HIGHLANDS	21	88	23.9%
140121-OHU-HIGHLANDS (Adop)	7	18	38.9%
142858 OHU-POLK	17	40	42.5%
142852-OHU-POLK	12	33	36.4%
142856-OHU-POLK	7	19	36.8%
<b>HFC Total</b>	<b>179</b>	<b>598</b>	<b>29.9%</b>
<b>Statewide</b>	<b>2,389</b>	<b>7,975</b>	<b>30.0%</b>

Source: Children Exiting OHC to a Permanent Home within Twelve Months of Entering Care #1119  
\*Permanency = adoption, permanent guardianship or reunification w/ parent

# Children Achieving Permanency in 12 Months for Children in Out-of-Home Care between 12-23 month FY 24/25 Target is 43.8%

FY 24/25, Target 43.8%				Percent Timely FY 23/24 (last FY)	% Increase Since 02/25
Children Achieving Permanency within 12-23 Mths for Children in OHC 12-23 Months as of 07/01/24 (as of 04/20/2025)					
Agency	Permanency within 12-23 mths	Total Children LOS 12-23 mths	Percent Timely Permanency		
CHS	42	117	35.9%	52.4%	18.1%
LSF	44	109	40.4%	49.5%	15.8%
OHU	39	102	38.2%	42.4%	20.6%
HFC Total	125	328	38.1%	48.2%	18.1%
Statewide	2,006	4,866	41.2%	49.2%	17.8%

Source: Children Achieving Permanency w/ 12 Months for children in OHC 12-23 Months #1138  
\*Permanency = adoption, permanent guardianship or reunification w/ parent



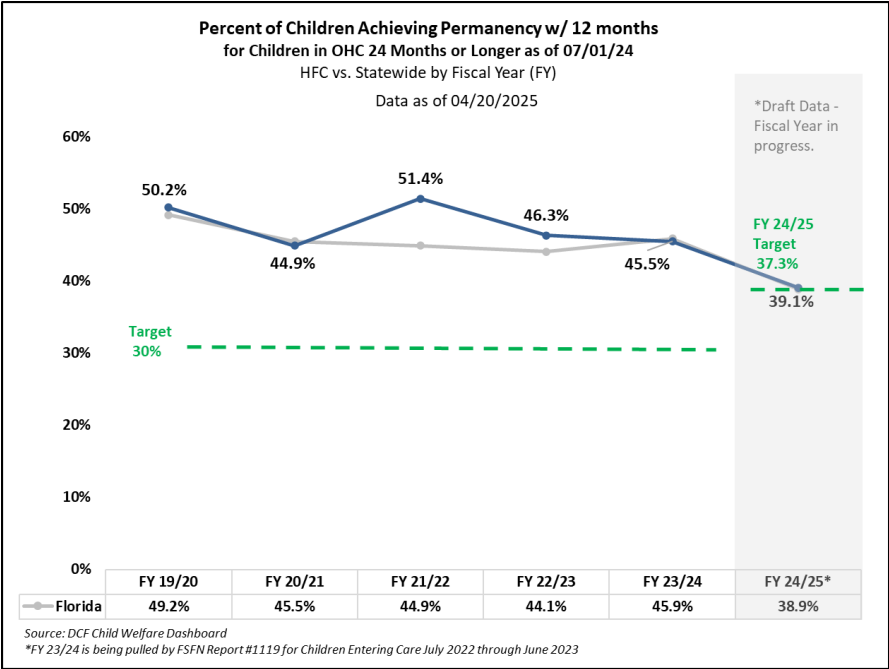
By Unit			
FY 24/25, Target 43.8%			
Children Achieving Permanency within 12-23 Mths for Children in OHC 12-23 Months as of 07/01/24 (as of 04/20/2025)			
Agency / Unit	Permanency within 12 mths	Total Children Entered OHC	Percent Timely Permanency
<b>CHS</b>	<b>42</b>	<b>117</b>	<b>35.9%</b>
141846-CHSFL	6	18	33.3%
141839-CHSFL	8	15	53.3%
141835-CHSFL (Adop)	9	30	30.0%
141852-CHSFL	12	28	42.9%
<b>LSF</b>	<b>44</b>	<b>109</b>	<b>40.4%</b>
141828-LSF	4	13	30.8%
141827-LSF	2	12	16.7%
141836-LSF	8	9	88.9%
141845-LSF	4	12	33.3%
141848-LSF	3	4	75.0%
141849-LSF	9	27	33.3%
141850-LSF (Adop)	10	17	58.8%
141929-LSF	4	14	28.6%
<b>OHU</b>	<b>39</b>	<b>102</b>	<b>38.2%</b>
142853-OHU-HARDEE	10	19	52.6%
142855-OHU-HIGHLANDS	4	8	50.0%
140121-OHU-HIGHLANDS (Adop)	9	25	36.0%
142858 OHU-POLK	6	13	46.2%
142852-OHU-POLK	8	14	57.1%
142856-OHU-POLK	2	22	9.1%
<b>HFC Total</b>	<b>125</b>	<b>328</b>	<b>38.1%</b>
<b>Statewide</b>	<b>2,006</b>	<b>4,866</b>	<b>41.2%</b>

Children Exiting Out-of-Home Care to a Permanent Home within Twelve Months for Children in Out-of-Home Care Twelve to Twenty-Three Months On-Demand Listing - Report #1138

Federal Measure - Children Achieving Permanency within 12 Months for Children in Out-of-Home Care  
24 Months or More  
FY 23/24 Target is 37.3%

Statewide Measure - FY 24/25, Target 37.9%				Percent Timely FY 24/25 (last FY)	% Increase Since 02/25
Children Achieving Permanency within 12 Months for Children in OHC 24+ Months as of 07/01/24 (as of 04/20/2025)					
Agency	Permanency Since July 1st	Total Children in OHC 24+ Months	Percent Timely Permanency		
CHS	37	92	40.2%	43.6%	13.0%
LSF	39	112	34.8%	46.1%	12.5%
OHU	44	103	42.7%	46.4%	9.7%
HFC Total	120	307	39.1%	45.5%	11.7%
Statewide	1,986	5,111	38.86%	45.9%	7.6%

Source: Children Achieving Permanency w/ 12 Months for children in OHC 24 Months or Longer #1197  
\*Permanency = adoption, permanent guardianship or reunification w/ parent

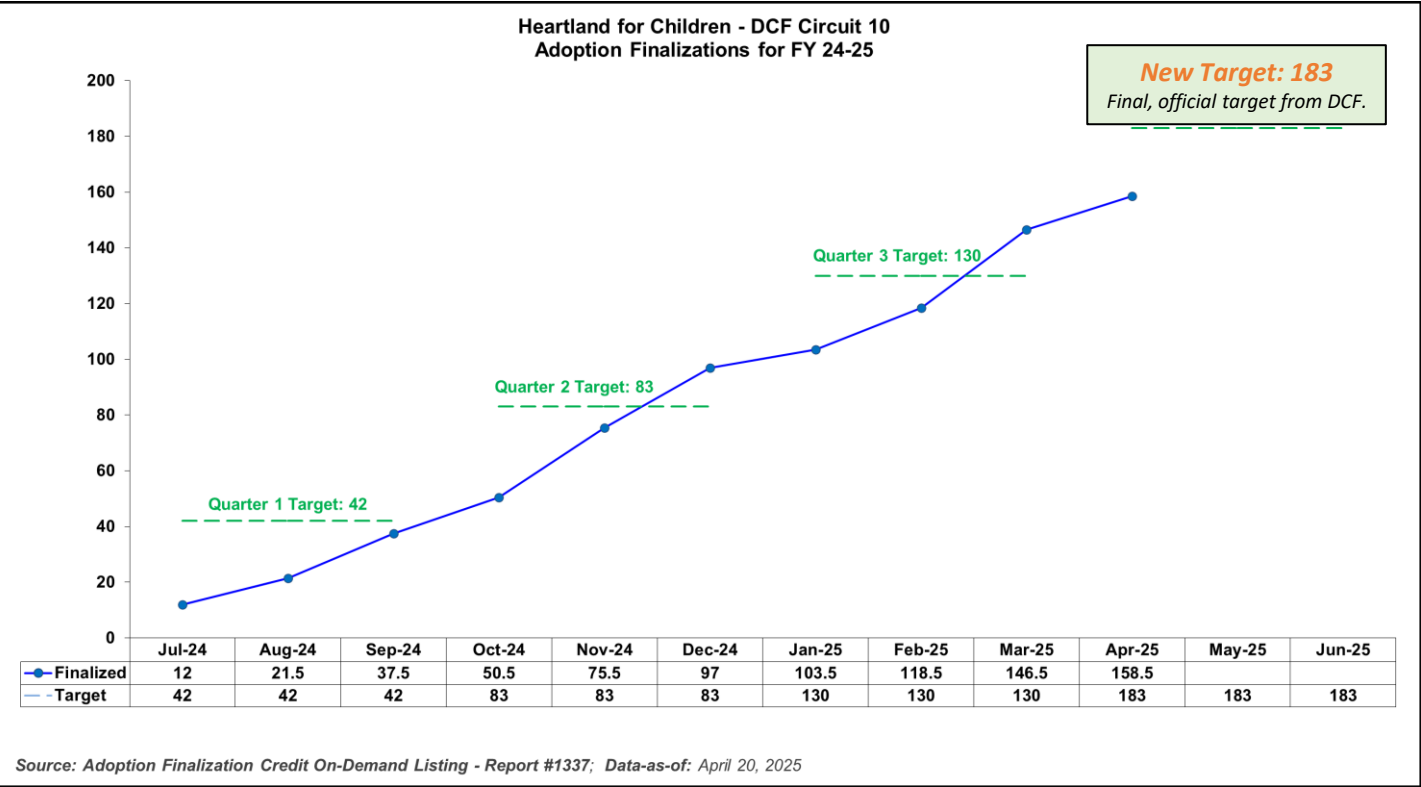


By Unit			
Statewide Measure - FY 24/25, Target 37.9%			
Children Achieving Permanency within 12 Months for Children in OHC 24+ Months as of 07/01/24 (as of 04/20/2025)			
Agency / Unit	Permanency Since July 1st	Total Children in OHC 24+ Months	Percent Timely Permanency
CHS	37	92	40.2%
141832-CHSFL (IL)	0	5	0.0%
141846-CHSFL	3	5	60.0%
141839-CHSFL	6	15	40.0%
141835-CHSFL (Adop)	22	40	55.0%
141852-CHSFL	4	19	21.1%
LSF	39	112	34.8%
141828-LSF	10	28	35.7%
141827-LSF	0	5	0.0%
141836-LSF	11	21	52.4%
141845-LSF	4	11	36.4%
141848-LSF	2	3	66.7%
141849-LSF	3	10	30.0%
141850-LSF (Adop)	0	1	0.0%
141929-LSF	9	28	32.1%
OHU	44	103	42.7%
142853-OHU-HARDEE	2	12	16.7%
142855-OHU-HIGHLANDS	0	10	0.0%
140121-OHU-HIGHLANDS (Adop)	32	51	62.7%
142858 OHU-POLK	2	8	25.0%
142852-OHU-POLK	4	6	66.7%
142856-OHU-POLK	4	13	30.8%
HFC Total	120	307	39.1%
Statewide	1,986	5,111	38.9%

Children Exiting Out-of-Home Care to a Permanent Home within Twelve Months for Children in Out-of-Home Care Twenty-Four Months or More On-Demand Listing - Report #1197

# Adoption Finalizations

Percent of Adoptions Finalized with 24 Months of Removal & Percent of Adoption Goal Met

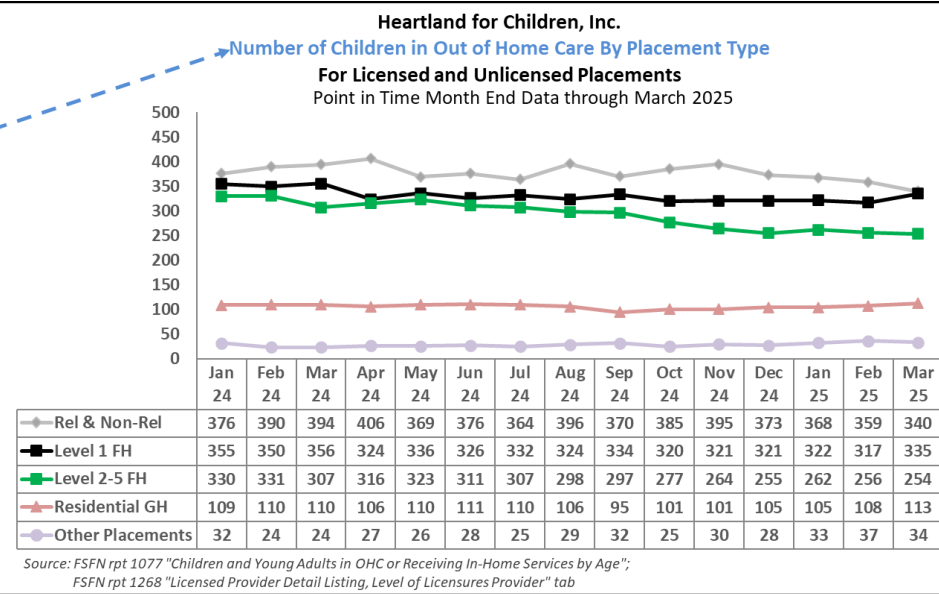
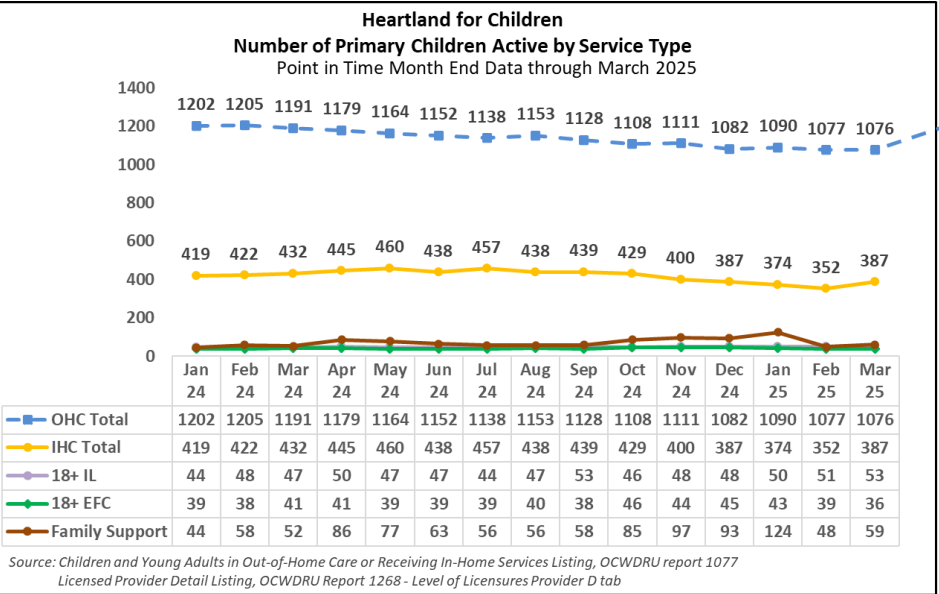


## Upcoming Finalization Dates FY(24/25)

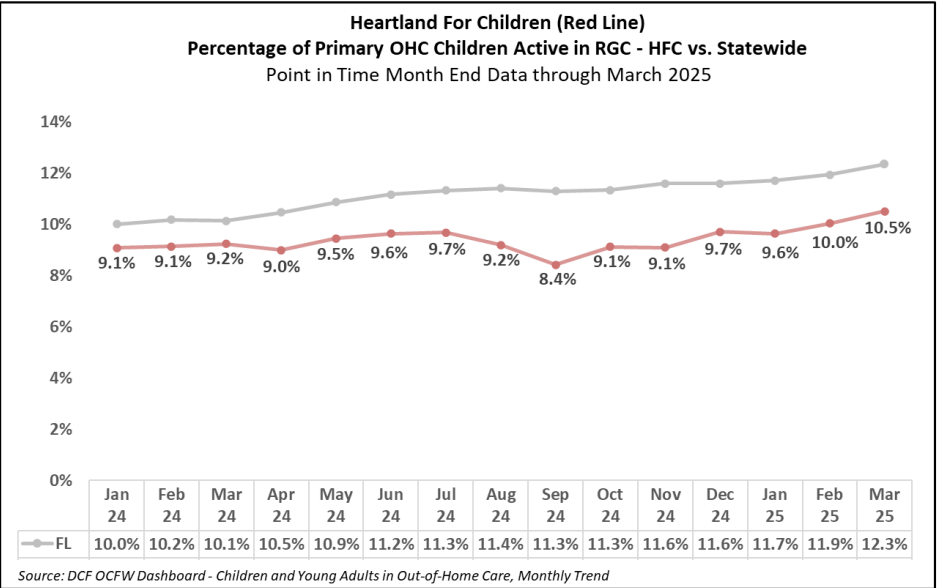
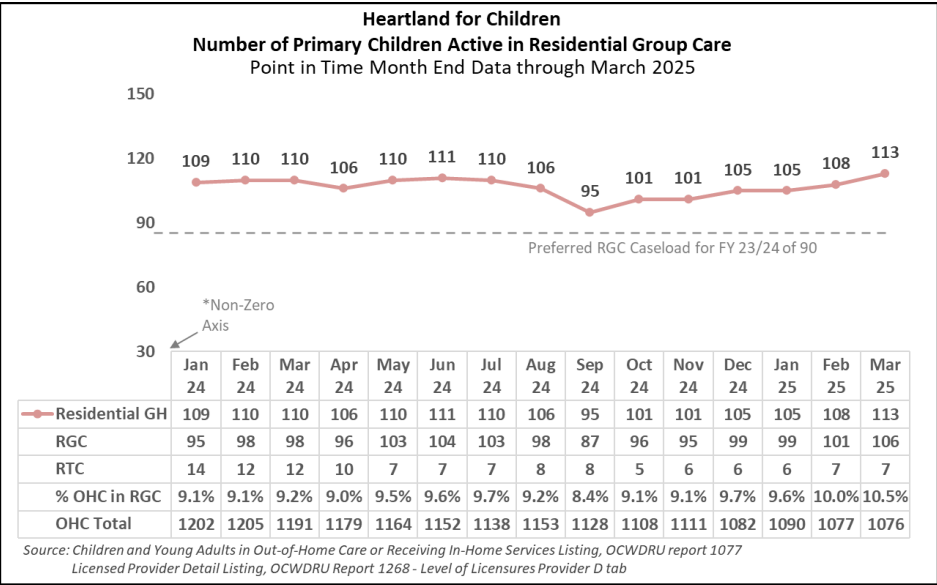
- May 7 & 14, 2025
- June 18 & 25, 2025

Adoption Finalizations (YTD) FY 24-25 Data as of 04/20/25	
CMO	Finalized Adoptions YTD
CHS	34
LSF	54
OHU	70.5
<b>Total</b>	<b>158.5</b>

Children Served at Month End by Service Type



➤ Number and Percent of Children Serviced in Residential Care

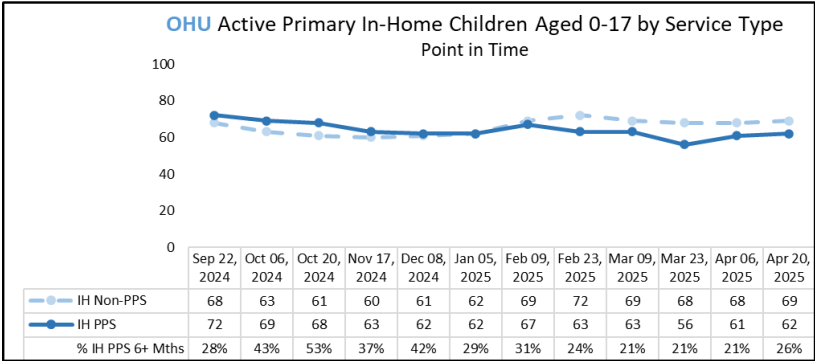
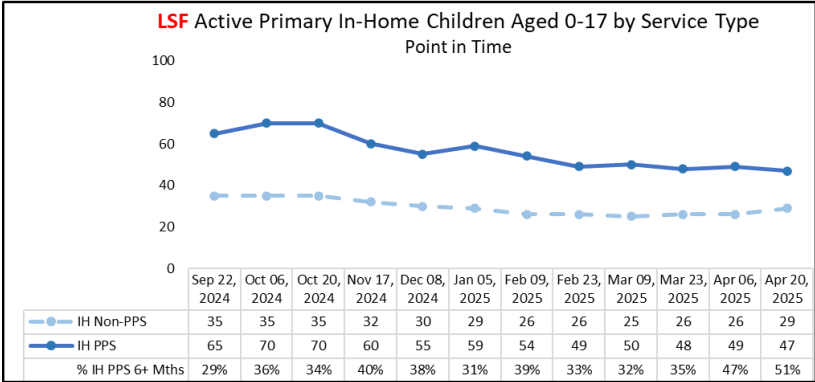
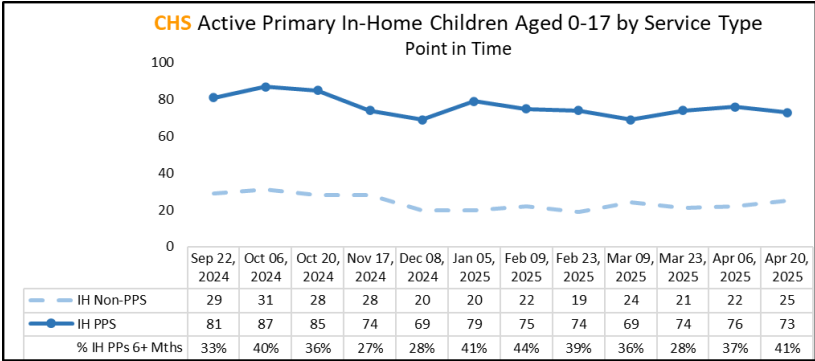


Circuit 10 Percent of Group Homes, Percent of Beds Licensed and Utilized Point in Time as of February 2025 Month End			
Group Home / Shelter Type	Currently licensed beds	% utilized previous month	Number of beds on the horizon for development
Shelter - NFI	12	47.9%	0
Shelter – YFA George Harris	24	7083.0%	0
At-Risk: Anchor House	12	56.0%	6
At-Risk: Anchor Ivy Villa	6	56.6%	6
At-Risk: Anchor’s Haven House	-	-	-
At-Risk: Anchor’s Girls Home	-	-	-
At-Risk: A Second Chance	6	83.3%	0
At-Risk: Serenity Place-Chandler	6	83.3%	0
At-Risk: Serenity Place-Julius	6	86.3%	0
At-Risk: Serenity Place-Villa	12	56.6%	0
At-Risk: Integrity Care - Kaley	6	100.0%	0
At-Risk: Integrity Care - Kittansett	6	50.0%	0
At-Risk: Integrity Care - Sunset	6	66.7%	0
At-Risk: Integrity Care - Whispering	6	92.9%	0

FY 2024-2025 Children In-Home Care Closures Initiative

PPS: Post Placement Supervision (Children Reunified with the Removal Parent)

Non-PPS: Children Receiving In-Home Services the entire time from Case Transfer from DCF to CMO (\*Also includes ICPC)



Heartland for Children												
Active Primary Children Aged 0-17 Receiving In-Home Services - PPS and Non-PPS												
Data as of 04/20/25												
CMO	In-Home Service Type	0-4 Months	5 Months	6 Months	7-9 Months	10 Months	11 Months	12-15 Months	16-23 Months	24-35 Months	36+ Months	CMO Total
CHS	Non-PPS	14	0	0	0	0	7	1	3	0	0	25
	PPS	36	7	11	3	6	4	1	3	2	0	73
	CHS Total	50	7	11	3	6	11	2	6	2	0	98
LSF	Non-PPS	10	0	0	6	0	0	7	5	0	1	29
	PPS	16	7	7	8	0	5	3	1	0	0	47
	LSF Total	26	7	7	14	0	5	10	6	0	1	76
OHU	Non-PPS	24	2	5	15	3	3	6	5	0	6	69
	PPS	29	17	9	2	0	1	2	2	0	0	62
	OHU Total	53	19	14	17	3	4	8	7	0	6	131
NTF	Non-PPS	79	1	0	0	0	0	0	0	0	0	80
	PPS	79	1	0	0	0	0	0	0	0	0	80
	NTF Total	79	1	0	0	0	0	0	0	0	0	80
HFC	Non-PPS	127	3	5	21	3	10	14	13	0	7	203
	PPS	81	31	27	13	6	10	6	6	2	0	182
	% PPS by Month	45%	17%	15%	7%	3%	5%	3%	3%	1%	0%	-
	HFC Total	208	34	32	34	9	20	20	19	2	7	385

Source: Children and Young Adults Actively Receiving IH Services or in OHC Care Daily Listing - FSFN Report #1329

PPS = Post Placement Supervision, Non-PPS = DCF Case Transfer to CMO, In-Home Services

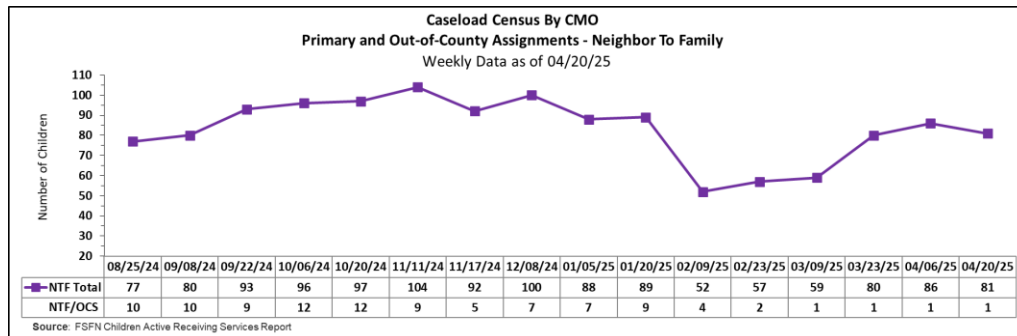
In-Home Service Providers Caseload and Referrals Received

Point-in-Time as of April 20, 2025				Mindshare Referrals from Apr 7 to Apr 20 (Referrals Since the last PQI date)
In-Home Provider/Service	Current Census	Immediate Openings	Projected Openings within next 3 weeks (need Referrals to fill)	
Youth Villages	40	3	6	9
Neighbor To Family (Safety Mgmt)	27	1	12	3
PRC Home to Stay (Reunification)	13	10	4	2
PRC Home to Stay (Prevention)	22	4	3	8
OHU (Family Support)	37	31	3	25
OHU (Legal)	0	0	0	-
UW Supervised Visitation	8	1	0	-
CHS BSFT	13	2	2	-
CHS CPP	14	0	0	-
NFI FFT- Traditional	28	0	0	23
NFI FFT- Prevention	10	0	0	-
NFI FFT- Foster Care	29	6	6	2
Chosen	5	5	5	-

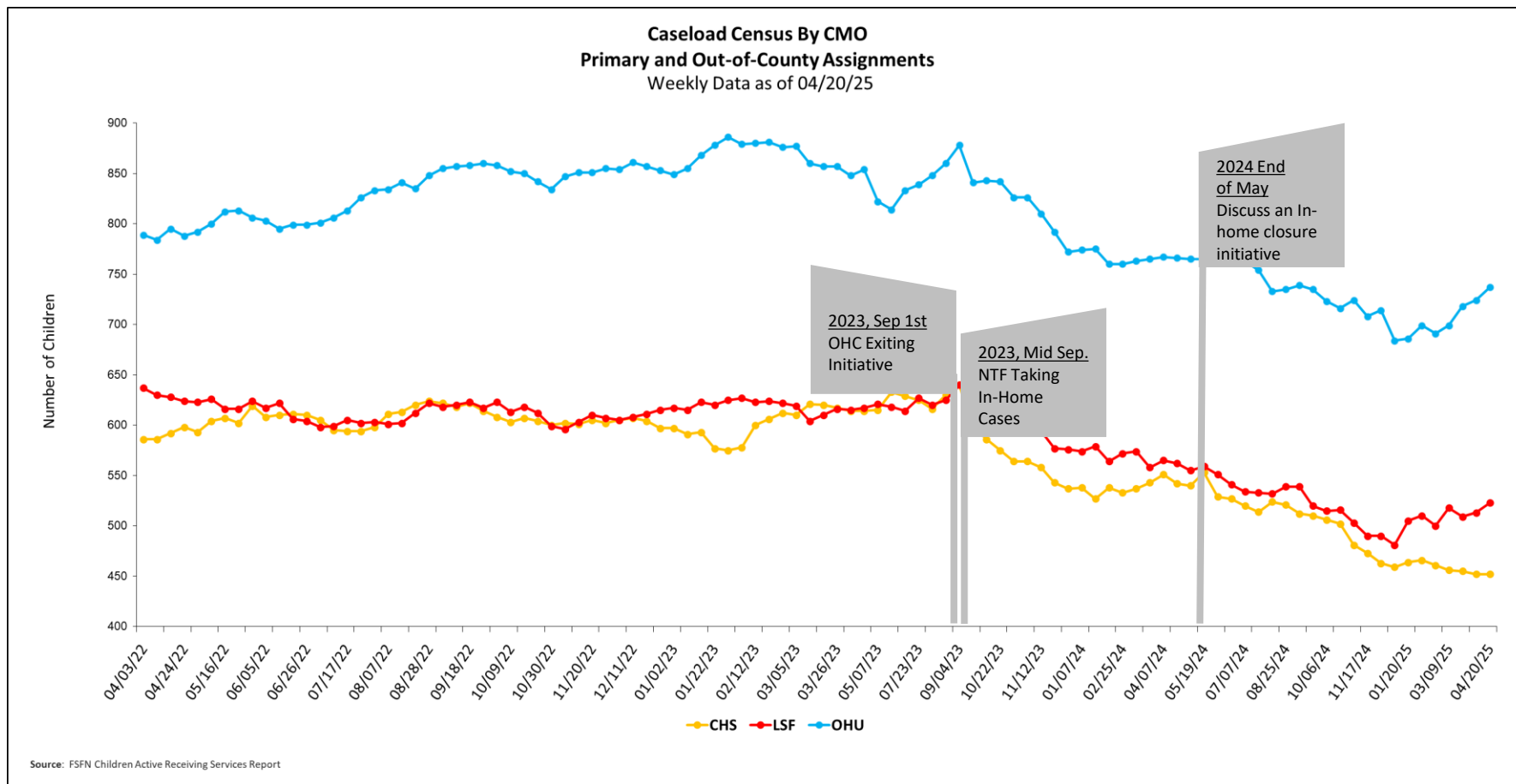
Source: HFC Quality & Contract Management Department Reports

# Caseload Census Information

## CBC Services Weekly Caseloads By CMO



Number of Children by CMO							
Last 6 Reporting Periods							
Agency	1/20/2025	2/9/2025	2/23/2025	3/9/2025	3/23/2025	4/6/2025	4/20/2025
CHS	464	466	461	456	455	452	452
LSF	505	510	500	518	509	513	523
OHU Primary	520	530	524	525	560	568	586
OHU/OCS	166	169	167	174	158	156	151
OHU Total	686	699	691	699	718	724	737
NTF Primary	80	48	55	58	79	85	80
NTF/OCS	9	4	2	1	1	1	1
NTF Total	89	52	57	59	80	86	81
HFC Total	1,744	1,727	1,709	1,732	1,762	1,775	1,793



# Supervisor Reviews Completed within the Last 90 Days

PPS: Post Placement Supervision (Children Reunified with the Removal Parent)

Non-PPS: Children Receiving In-Home Services the entire time from Case Transfer from DCF to CMO (\*Also includes ICPC)

Supervisor Reviews Completed Within the Last 90 Days									
By Unit and Case Category									
Data as of 04/20/2025									
CMO	Unit	IH Non-PPS		IH PPS		OHC		Grand Total	
		Total Cases	Percent Completed	Total Cases	Percent Completed	Total Cases	Percent Completed	Total Cases	Percent Completed
CHS	141835-CHSFL	-	-	-	-	31	80.6%	31	80.6%
	141837-CHSFL	3	100.0%	12	58.3%	38	68.4%	53	67.9%
	141839-CHSFL	1	100.0%	6	83.3%	24	75.0%	31	77.4%
	141846-CHSFL	4	100.0%	6	83.3%	23	82.6%	33	84.8%
	141852-CHSFL	4	75.0%	6	83.3%	59	61.0%	69	63.8%
	CHS Total	12	91.7%	31	74.2%	184	72.3%	227	73.6%
LSF	141827-LSF	3	100.0%	3	100.0%	35	100.0%	41	100.0%
	141828-LSF	5	100.0%	2	100.0%	25	96.0%	32	96.9%
	141836-LSF	4	100.0%	1	100.0%	18	100.0%	23	100.0%
	141845-LSF	-	-	2	100.0%	28	92.9%	30	93.3%
	141848-LSF	2	50.0%	4	100.0%	13	92.3%	19	89.5%
	141849-LSF	1	0.0%	7	100.0%	35	100.0%	43	97.7%
	141850-LSF	-	-	2	100.0%	19	89.5%	21	90.5%
	141929-LSF	1	100.0%	4	100.0%	39	100.0%	44	100.0%
LSF Total		16	87.5%	25	100.0%	212	97.2%	253	96.8%
NTF	14-HFC-NTF CMO IHNJ	32	56.3%	-	-	-	-	32	56.3%
OHU	140121-OHU-HIGHLANDS	-	-	-	-	28	92.9%	28	92.9%
	142849-OHU-HIGHLANDS	30	100.0%	-	-	-	-	30	100.0%
	142852-OHU-POLK	6	100.0%	8	87.5%	36	97.2%	50	96.0%
	142853-OHU-HARDEE	1	100.0%	2	100.0%	20	100.0%	23	100.0%
	142855-OHU-HIGHLANDS	-	-	9	100.0%	46	97.8%	55	98.2%
	142856-OHU-POLK	2	100.0%	3	100.0%	27	92.6%	32	93.8%
	142858 OHU-POLK	2	100.0%	4	50.0%	30	86.7%	36	83.3%
OHU Total		41	100.0%	26	88.5%	188	94.7%	255	94.9%
Circuit 10 Total		101	2.0%	82	2.4%	584	4.5%	767	87.6%

CHS

Up 4% since  
2/11/2025

LSF

Up 10% since  
2/11/2025

NTF

Down 4% since  
2/11/2025

OHU

Up 3% since  
2/11/2025

Source: CARS Report #1329 & CARS Legacy - Daily Report

Filters: Heartland for Children; Primary Workers; Unduplicated Children; Ages 0-17

IH = In-Home

OHC = Out-of-Home Care

PPS = Post Placement Supervision

# Average Caseload of Case Managers

## Case Manager Caseload Breakdown by Agency – Data as of 04/20/2025

Average Caseload of Case Managers								Percent of Case Managers That Are at or Under the National Caseload Standard of 15			
CMO	1-5 Children in Caseload	6-15 Children in Caseload	16-24 Children in Caseload	25-29 Children in Caseload	30+ Children in Caseload	Total Case Managers*	Avg # of Children per CM	CMO	# Case Managers w/ Primary Caseload	# with Caseload at 15 or lower	Percent at 15 or lower
CHS	3	7	9	4	3	26	17.4	CHS	26	10	38.5%
LSF	1	4	15	5	1	26	20.1	LSF	26	5	19.2%
OHU	0	8	12	3	10	33	22.3	OHU	33	8	24.2%
NTF	0	5	1	0	0	6	13.5	NTF	6	5	83.3%
# of CMs	4	24	37	12	14	91	19.7	HFC	91	28	30.8%

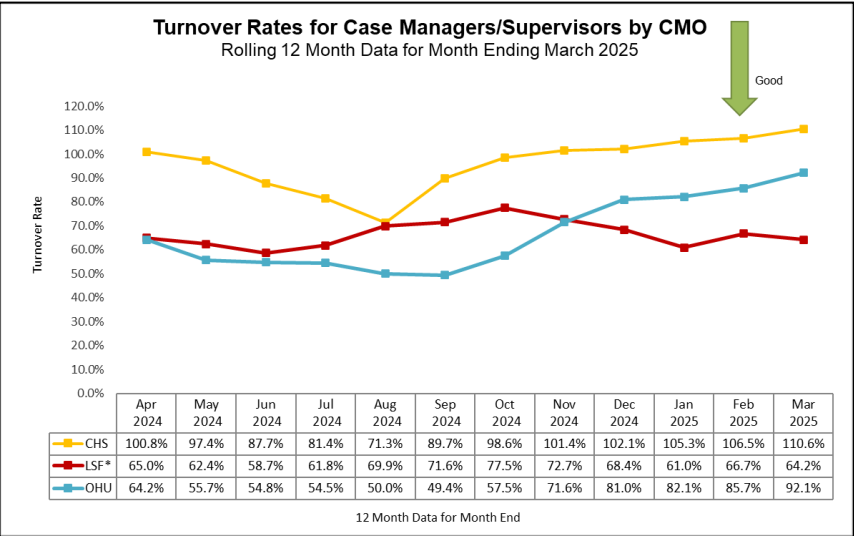
Caseload = Number of Children with Primary or Out of County assignment.

\* Data Excludes Unit Supervisors, FTC Facilitators & Resigned CMs Count

## Turnover Rates for Case Managers/Supervisors

### 12 Month Case Manager Turnover Rates by Agency

Employee Turnover Rates By CMO 12 Month Data for Month Ended March 2025		
CMO	Case Manager	Case Manager Supervisor
CHS	110.6%	30.0%
LSF*	64.2%	23.1%
OHU	92.1%	60.9%



# Caseload Census by Case Manager and Organization

Data as of 04/20/2025

Caseload of 1 - 5 Children (-3)		
CMO	Case Workers	#
-	-	-

Caseload of 6 - 15 Children (-4)		
CMO	Case Workers	#
CHS	Whetsell-Thorpe, Tavayah	15
CHS	Joseph, Ketty	15
LSF	Lott, Carla	14
OHU	Odom, Tavunda	14
NTF	Bates, Brittany	14
NTF	Jones, Gwendolyn	13
LSF	Guerrero, Ony	13
LSF	Powell, Deborah	13
NTF	Conklin, Danielelle	12
NTF	Cruz, Ana	12
NTF	Mattison, Sharon	12
LSF	Smith, Andrae	11
OHU	Hines, Tracy	11
OHU	Moore, Raven	11
CHS	Tracy, Amy	10
CHS	Gregg, Morgan	9
OHU	Pulsifer, Angela	8
CHS	Moore, Christy	8

Caseload of 16 - 24 Children (+6)		
CMO	Case Workers	#
CHS	Covington, Walter	24
OHU	Nerove, Rachel	24
LSF	Diamond, Savannah	24
OHU	Kilbey, Alexis	24
OHU	Cruz, Michelle	23
OHU	Valencia, Alejandro	23
LSF	Koons, Brittney	23
LSF	Willingham, Jadashia	23
LSF	Coleman, Tangela	22
LSF	Townes, Rachel	21
CHS	Bouzi, Marie Edwige	21
OHU*	Simmons, Shannon	21
LSF	Franklin, Yoshika	21
OHU	Colatorti, Jeannine	21
LSF	Lynch, Rodina	21
LSF	Blocker, Amanda	21
OHU	Bruce, Kortney	20
CHS	Walker, Shavonte	20
LSF	Newton, Kimberly	20
LSF	Moran, Bernice	19
LSF	Gunnnett, Glynnis	19
LSF	Ellis, Darren	19
CHS	Barakat, Maha	18
OHU	Bellanfante, Jamie	18
CHS	Henry, Jayden	18
LSF	Durant, Paris	18
NTF	Boule, Adriana	18
OHU	Beach-Solmo, Amber	18
CHS	Brown, Annie	18
OHU	Johnson, Sharon	18
LSF	Williams, Kamesha	17
CHS	Olivas, Hope	17
LSF	Pamphile, Emmanuella	17
CHS	Wiggs, Sunni	16
CHS	Clemmons, Sabrina	16
OHU	Rivera, Ashley	16

Caseload of 25 - 29 Children (-6)		
CMO	Case Workers	#
CHS	Bennett, Brianna	28
LSF	Bon-Fiol, Nikol	28
OHU	Stoudemire, Jamesia	28
OHU	Bowen, Kendall	27
CHS	Standen, Brayden	27
CHS	Phillips, Amy	26
OHU	Franklin, Kyra	26
LSF	Gonzalez, Jelitza	26
LSF	Cruz, Veronica	26
CHS	Bain, Claire	26
LSF	Bickel, Sherry	26
LSF	Malave, Luis	25

Caseload of 30+ Children (+4)		
CMO	Case Workers	#
OHU*	Villegas, Anna	45
OHU*	Garcia, Anakeidie	35
OHU	Baker, Ayshia	35
OHU	Mcgahee, Timika	32
OHU	Johnson, Randi	32
OHU	Brutus, Marie	31
OHU*	Smith, Lorie	31
OHU*	Fuentes, Norma	31
CHS	Hiers, Katherine	31
OHU*	Washington, Woodrica	30
OHU	Kohn, Ludessa	30
CHS	Hook, Kathryn	30

Unit Supervisors Carrying Cases (0)		
CMO	Case Workers	#
OHU	Young, Vanessa	15
CHS	Angulo, Kayla	12
CHS	Cortes, Jennifer	5
CHS	Sangster, Kathleen	2

## Circuit 10 Children Active by Assignment Role for CMO TAYS, FTC and Adoption Workers

Data as of 04/20/25

Case Worker	Pri.	Sec.	OOC	Grand Total
Kaina, Kelly	7	23	0	30
Nieves, Carlos	32	23	0	55
<b>TAYS - CHS</b>	<b>39</b>	<b>46</b>	<b>0</b>	<b>85</b>
Cruz, Cheyleen	0	1	0	1
Mills, Clyatt	0	2	0	2
<b>FTC - CHS</b>	<b>0</b>	<b>3</b>	<b>0</b>	<b>3</b>
Cortes, Jennifer	5	39	0	44
Dawes, Dominique	0	0	0	0
James, Aleah	1	13	0	14
<b>Adoptions - CHS</b>	<b>6</b>	<b>52</b>	<b>0</b>	<b>58</b>
Peralta, Joshua	35	0	0	35
Jones, Dane	0	27	0	27
<b>TAYS - LSF</b>	<b>35</b>	<b>27</b>	<b>0</b>	<b>62</b>
Porter, Ineisha	0	1	0	1
<b>FTC - LSF</b>	<b>0</b>	<b>1</b>	<b>0</b>	<b>1</b>
Collins, Sara	1	45	0	46
Hampton, Sharday	0	53	0	53
<b>Adoptions - LSF</b>	<b>1</b>	<b>98</b>	<b>0</b>	<b>99</b>
Metelus, Getro	6	19	1	26
Vazquez, Roger	5	104	1	110
<b>TAYS - OHU</b>	<b>11</b>	<b>123</b>	<b>2</b>	<b>136</b>
Sherwood, Drake	0	1	0	1
<b>FTC - OHU</b>	<b>0</b>	<b>1</b>	<b>0</b>	<b>1</b>
Nettles, Markisha	16	1	0	17
Southall, Akeva	11	5	0	16
Ventura, Amando	0	1	0	1
Brody, Jessica	0	3	0	3
<b>Adoptions - OHU</b>	<b>27</b>	<b>10</b>	<b>0</b>	<b>37</b>
<b>TAYS Total</b>	<b>85</b>	<b>196</b>	<b>2</b>	<b>283</b>
<b>FTC Total</b>	<b>0</b>	<b>4</b>	<b>0</b>	<b>4</b>
<b>Adoptions Total</b>	<b>34</b>	<b>160</b>	<b>0</b>	<b>194</b>

Pri. = Primary - Sec. = Secondary - OOC = Out of County

Data Source: FSNF Report - Children Active Receiving In-Home or Out-of-Home Services Daily Listing by District

\*These OHU case managers contain caseloads that are over 65% OCS cases. On average an OCS case compares to 1.54 regular cases (i.e., 20 OCS cases approx. equals 13 regular cases).

Red = Supervisors, FTC Facilitators &amp; Resigned CMs carrying cases Orange = Terminated Workers Carrying Caseloads in FSNF

# Healthcare Information (Medical, Dental, Immunization, and Psychotropic Medications)

Data Entered Into FSN for Children in Out-of-Home Care

## Health Information in FSN for Children in OHC as of 04/20/2025

Agency	# of Children in OHC	% With a Medical Record in FSN	% With Medical Service in last 12 Months	% With Dental Service in Last 7 months	% with Immunizations Up to Date
CHS	315	100.0%	90.8%	81.2%	73.7%
LSF	411	100.0%	94.4%	87.2%	92.9%
OHU	363	100.0%	95.6%	90.2%	95.3%
<b>HFC</b>	<b>1089</b>	<b>100.0%</b>	<b>93.8%</b>	<b>86.3%</b>	<b>88.2%</b>
<b>Statewide</b>	<b>14993</b>	<b>99.9%</b>	<b>93.8%</b>	<b>85.2%</b>	<b>76.0%</b>

Source: FSN report 1009 "Source: "Healthcare Service Information for OHC"

## Health Information in FSN as of 04/20/2025

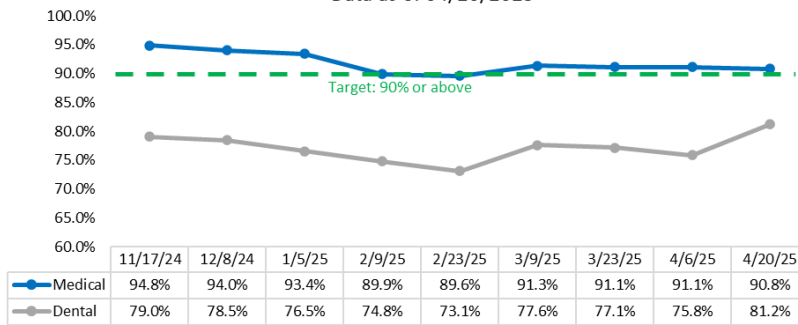
Agency	# of Missing Medical Records	# of Medical Appointments Needing Update	# of Dental Appointments Needing Update	# of Immunization Needing Update
CHS	0	29	<b>44</b>	83
LSF	0	23	<b>32</b>	29
OHU	0	16	25	17
<b>HFC</b>	<b>0</b>	<b>68</b>	<b>101</b>	<b>129</b>
<b>Statewide</b>	<b>11</b>	<b>925</b>	<b>1551</b>	<b>3597</b>

Source: "Healthcare Service Information for OHC - Report 1009"

### CHS Percent of Active Primary Children in OHC with

Medical Service in Last 12 Months & Dental Service in Last 7 Months

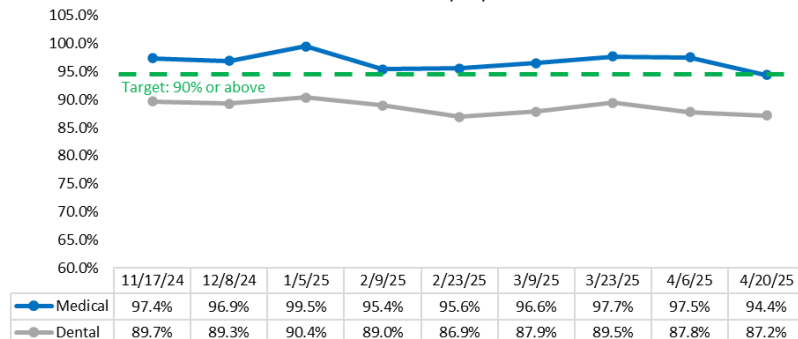
Data as of 04/20/2025



### LSF Percent of Active Primary Children in OHC with

Medical Service in Last 12 Months & Dental Service in Last 7 Months

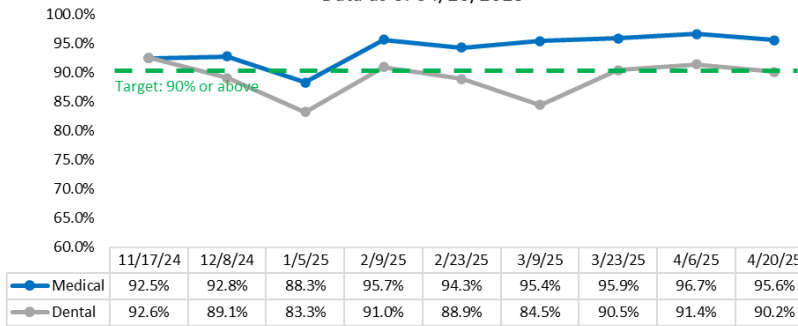
Data as of 04/20/2025



### OHU Percent of Active Primary Children in OHC with

Medical Service in Last 12 Months & Dental Service in Last 7 Months

Data as of 04/20/2025



## Psychotropic Medications

Children with Psychotropic Medications Prescriptions

Heartland For Children					
Number of Children in Out-of-Home Care with at Least one Psyc. Medication and Percent of Children w/ a Valid Consent					
Data as of 04/20/2025					
Agency	All Children in OHC	% of Children in OHC w/ Psyc Meds	All Children with Psyc Meds	# of children w/ a current parent or court order	% w/ a current parent or court order
CHS	334	12.9%	43	42	97.7%
LSF	410	12.7%	52	51	98.1%
OHU	369	9.5%	35	35	100.0%
HFC	1,121	11.6%	130	128	98.5%
DCF	1	200.0%	2	0	0.0%
<b>Statewide</b>	<b>16,065</b>	<b>15.2%</b>	<b>2,441</b>	<b>2,416</b>	<b>99.0%</b>

Source: Children in OHC with One or More Current Prescriptions for a Psychotropic Medication, Ages 0 to 17 - #1002  
Source: Children and Young Adults in Out-of-Home Care or Receiving In-Home Services Listing - #1077  
Valid = Children with a parent consent and the parents are TPR'd are not considered valid consents

# Missing Children in Out of Home Care

Children currently missing or recovered while in OHC

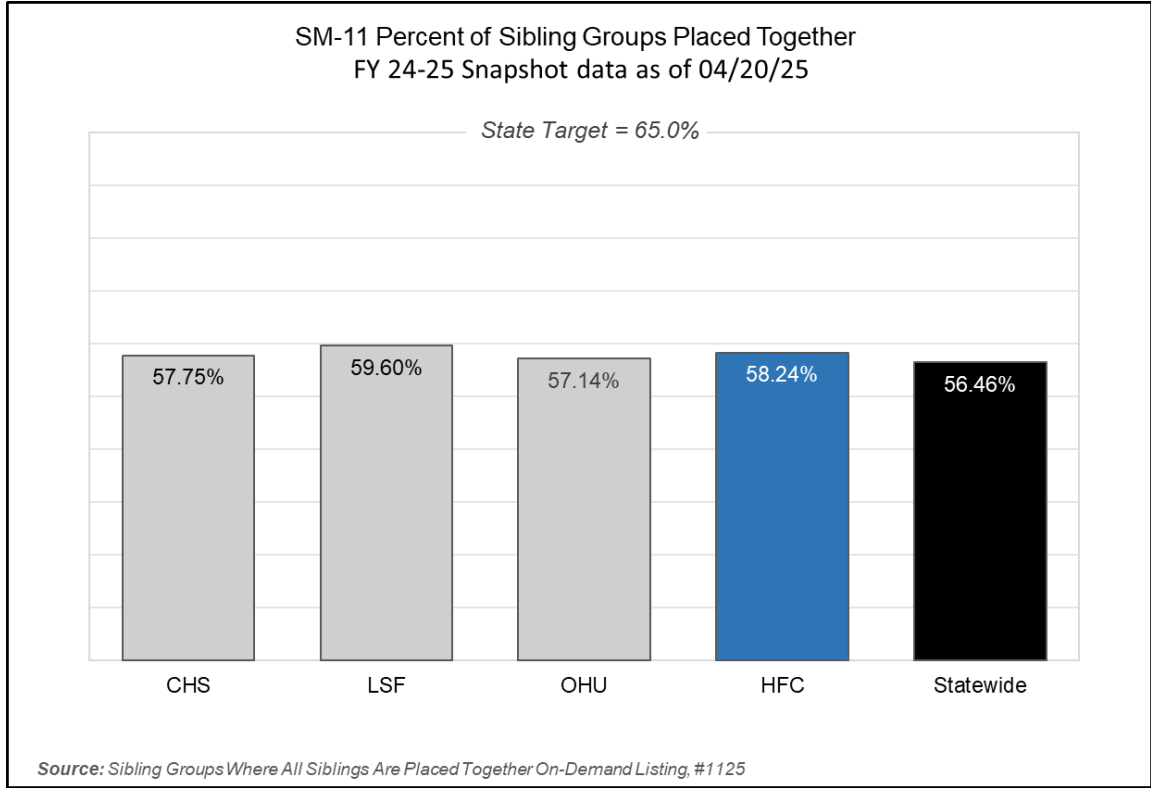
Heartland for Children Children in OHC who are Missing or Now Recovered 4/20/2025					
	Current Missing	Late Reports	Late ATL	Recoveries	Late Debriefs
CHS	1	0	0	1	0
LSF	1	0	0	0	0
OHU	1	0	0	0	0
CPI	0	0	0	0	0
Total	3	0	0	1	0
Source: HFC MCR Tracking Log ATL = Attempts to Locate					

Scorecard Measure 11 – Separated Siblings

SM11 - Percentage of sibling groups in out-of-home care where all siblings are placed together – Target = 65.0%

SM11 - Percent of Sibling Groups Placed Together FY 24-25 Snapshot data as of April 20, 2025			
Agency	Number of Cases w/ Siblings Together	Total Cases Sibling Groups	Percent of Siblings Placed Together
CHS	41	71	57.75%
LSF	59	99	59.60%
OHU	52	91	57.14%
HFC	152	261	58.24%
Statewide	2,055	3,640	56.46%
Source: Sibling Groups Where All Siblings Are Placed Together On-Demand Listing, #1125			

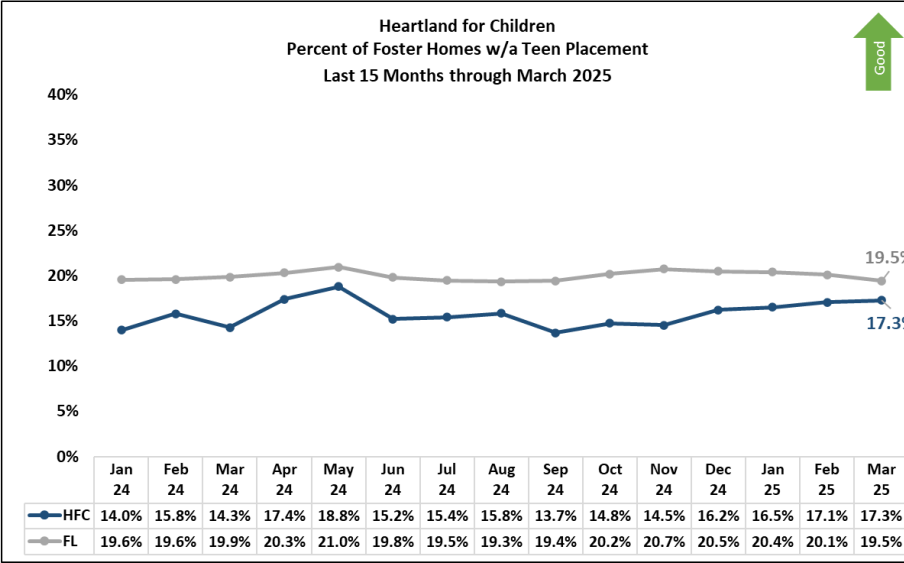
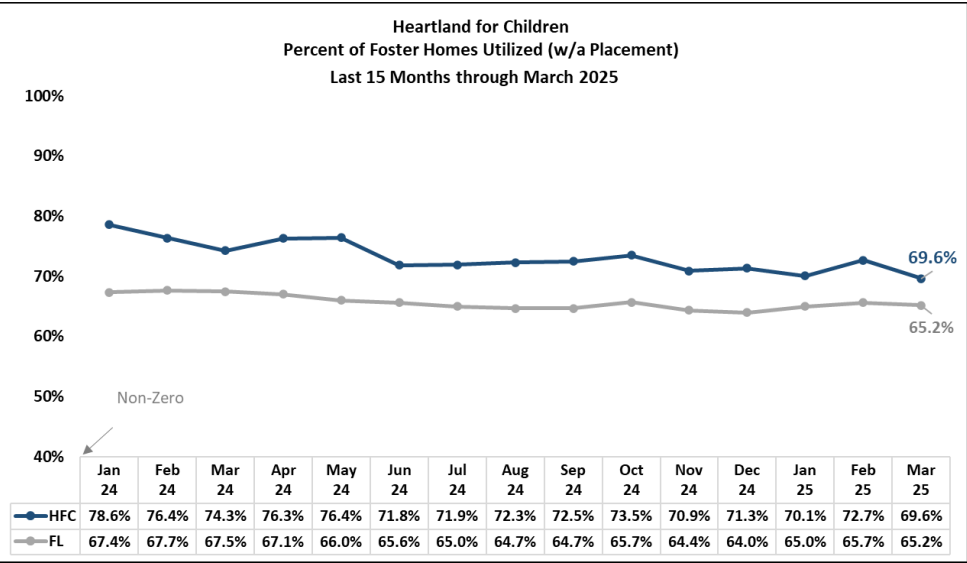
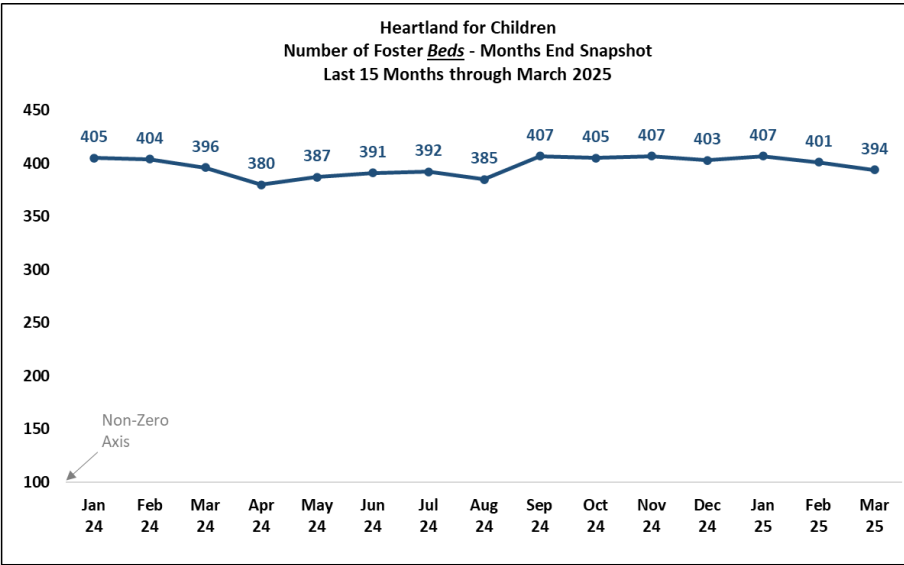
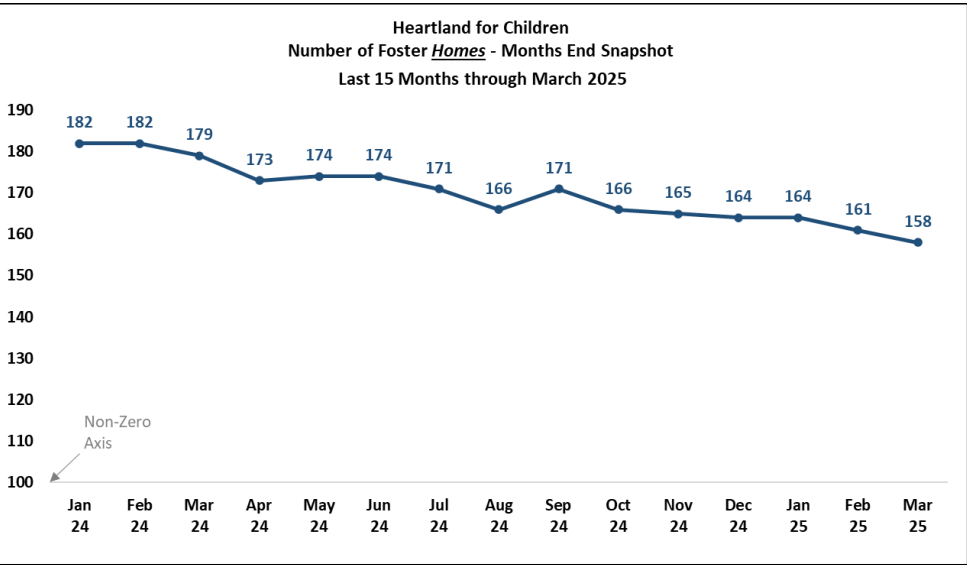
Number of sibling groups to achieve SM11 target – 28 Sibling Groups



# Trends for Foster Parent Recruitment

Number of Foster Homes and Foster Bed Capacity

Percent of Foster Home Utilization and Teen Placement in a Foster Home

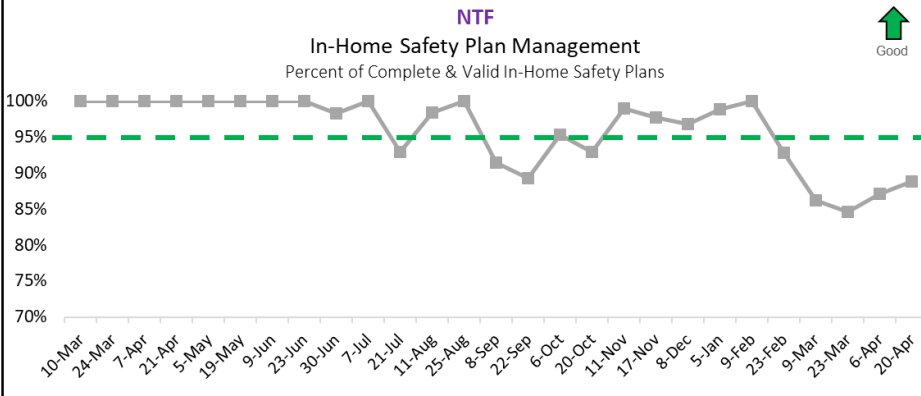
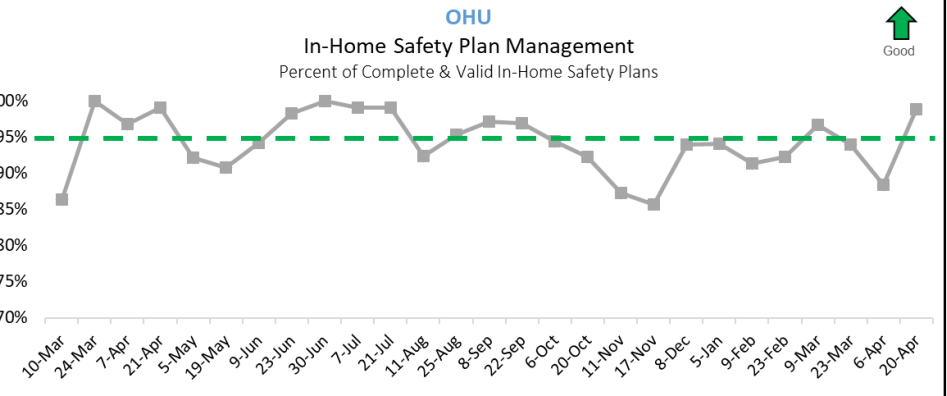
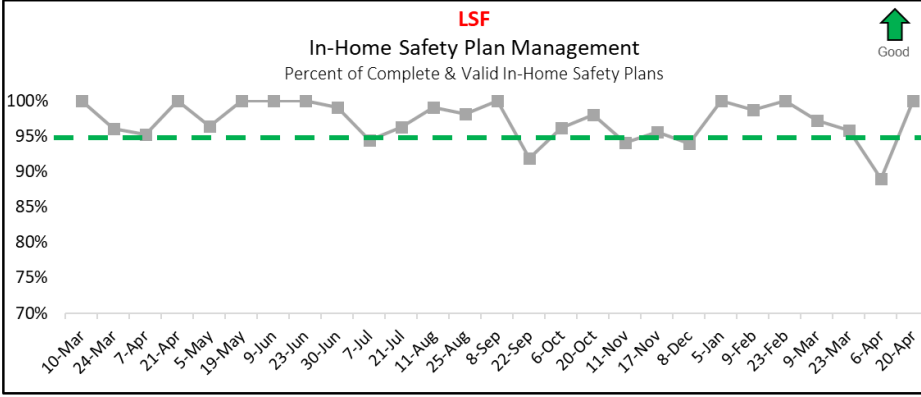
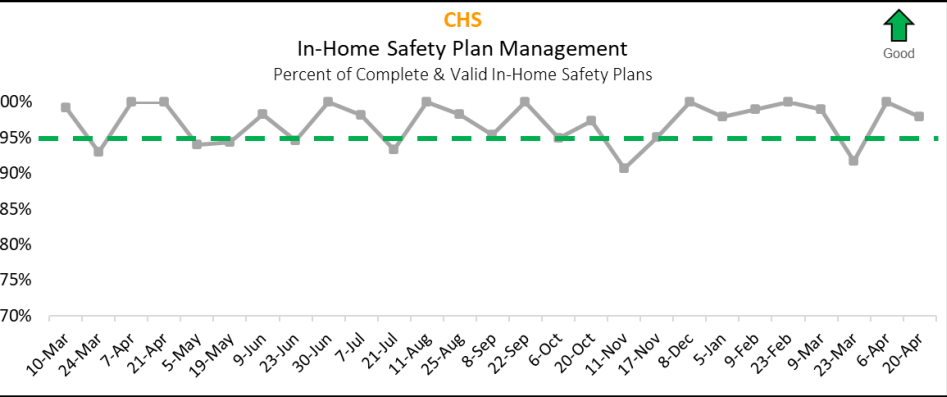


# In-Home Safety Plan Management

Percent of Completed In-Home Safety Plans under 180 Effective Days – Target: 95.0%

In-Home Safety Plan Management				
Percent of Completed In-Home Safety Plans under 180 Effective Days				
Data as of 04/20/2025				
Agency	No -or- Expired Safety Plans	Complete & Valid Safety Plans	Total Required Safety Plans	Percentage Complete
CHS	2	96	98	98.0%
LSF	0	74	74	100.0%
OHU	1	87	88	98.9%
NTF	9	71	80	88.8%
HFC Total*	12	328	340	96.47%
Statewide	320	6472	6792	95.29%
Source Report: Case Management Safety Management Listing - OCWDRU Report #1301				
Target of 95%				

Of the 328 completed safety plans, 61 will expire in the next 30 or 60 days			
Agency	Expires in 30 Days	Expires in 60 Days	Total
CHS	16	19	35
LSF	5	13	18
OHU	0	6	6
NTF	0	2	2
HFC Total	21	40	61
Source report 1301 'Case Management Safety Management Listing' - Data as of 04/20/2025			



## Child Placement Agreement Errors

Active CPA's with errors and non-active CPA's needing closure.

### Child Placement Agreement Errors

Data as of 04/20/2025

*The 9 active CPA's with errors contain the 10 total errors.*

Agency	Total CPA's Needing Correction	Non-Active CPA's Needing Closure	Total Active CPA's not Completed		New CPA Needed	Need to Upload Signed Agreement	Need Supervisor Approval	No Provider Listed	Total Errors
CHS	9	1	8		5	3		1	9
LSF	1	0	1		1				1
OHU	0	0	0						0
<b>Total</b>	<b>10</b>	<b>1</b>	<b>9</b>		<b>6</b>	<b>3</b>	<b>0</b>	<b>1</b>	<b>10</b>

Source: FSFN - Child Placement Agreement Status for Children in Out-of-Home Care On-Demand Listing - OCWDRU Report #1256

Criteria: Children with a CPA Effective Date.

### Percent of Children with an Active Completed CPA

Data as of 04/20/2025

Agency	Total Active CPA's	CPA's Fully Completed	% of Completed CPA's
CHS	39	31	79%
LSF	22	21	95%
OHU	8	8	100%
<b>Total</b>	<b>69</b>	<b>60</b>	<b>87%</b>

Source: FSFN - Child Placement Agreement Status - OCWDRU Report #1256

Criteria: Children with an CPA Effective Date.

## Unified Home Studies – Approval Status

Cases with a Pending or No UHS – 45+ Days Past Due; Data-as-of: 04/07/2025

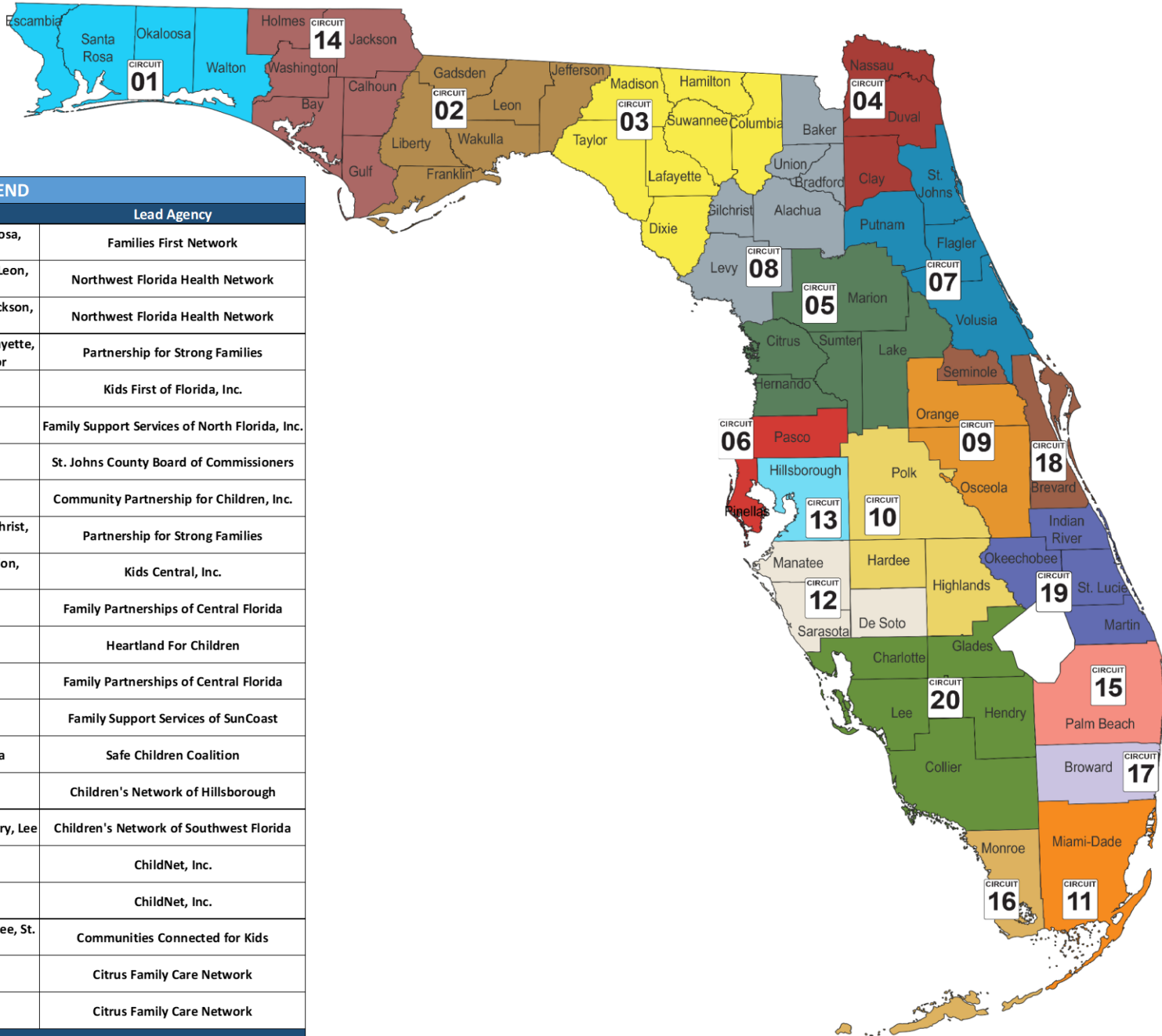
### Relative / Non-Relative Unified Home Study Approval Status

45 Days since Case Transfer - **Past Due**

Agency	# of UHS	Status - Pending	Status - No UHS
CHS	6	3	3
LSF	2	1	1
OHU	4	1	3
<b>Total</b>	<b>12</b>	<b>5</b>	<b>7</b>



# Community Based Care Lead Agency Map



LEGEND			
Circuit	Region	Counties	Lead Agency
1	North West	Escambia, Okaloosa, Santa Rosa, Walton	Families First Network
2		Franklin, Gadsden, Jefferson, Leon, Liberty, Wakulla	Northwest Florida Health Network
14		Bay, Calhoun, Gulf, Holmes, Jackson, Washington	Northwest Florida Health Network
3	North East	Columbia, Dixie, Hamilton, Lafayette, Madison, Suwannee, Taylor	Partnership for Strong Families
4		Clay	Kids First of Florida, Inc.
4		Duval, Nassau	Family Support Services of North Florida, Inc.
7		St. Johns	St. Johns County Board of Commissioners
7		Flagler, Putnam, Volusia	Community Partnership for Children, Inc.
8		Alachua, Baker, Bradford, Gilchrist, Levy, Union	Partnership for Strong Families
5	Central	Citrus, Hernando, Lake, Marion, Sumter	Kids Central, Inc.
9		Orange, Osceola	Family Partnerships of Central Florida
10		Hardee, Highlands, Polk	Heartland For Children
18		Seminole, Brevard	Family Partnerships of Central Florida
6	Sun Coast	Pasco, Pinellas	Family Support Services of SunCoast
12		DeSoto, Manatee, Sarasota	Safe Children Coalition
13		Hillsborough	Children's Network of Hillsborough
20		Charlotte, Collier, Glades, Hendry, Lee	Children's Network of Southwest Florida
15	South East	Palm Beach	ChildNet, Inc.
17		Broward	ChildNet, Inc.
19		Indian River, Martin, Okeechobee, St. Lucie	Communities Connected for Kids
11	Southern	Miami-Dade	Citrus Family Care Network
16		Monroe	Citrus Family Care Network

## DATES FOR MARCH

- **Child Abuse Prevention Month**  
[Heartlandforchildren.org/pinwheels](http://Heartlandforchildren.org/pinwheels)

## SAFETY RESOURCES

### Internet Safety and Tips

- [Information, Advice and Support to Keep Children Safe Online \(internetmatters.org\)](http://Information, Advice and Support to Keep Children Safe Online (internetmatters.org))
- [NetSmartz Home \(missingkids.org\)](http://NetSmartz Home (missingkids.org))

### Safe Sleep

- [www.ounce.org/safe\\_sleep.html](http://www.ounce.org/safe_sleep.html)

### Swim Safety Tips

- Pool Party Water Safety Tips: [bit.ly/41UoFcY](http://bit.ly/41UoFcY)
- Water Safety Tips: [ounce.org/water\\_safety.html](http://ounce.org/water_safety.html)

### Hot Car Safety Tips

- [nhtsa.gov/campaign/heatstroke](http://nhtsa.gov/campaign/heatstroke)

## COMMUNITY RESOURCES

**Summer Camp Guide for Circuit 10**  
[heartlandforchildren.org/summercamps](http://heartlandforchildren.org/summercamps)

### Good Shepherd Hospice Grief Support Programs

<https://www.chaptershealth.org/care-support/grief-services/>

### Polk County Free Things To Do

<https://lakelandmom.com/free-things-to-do-in-lakeland/>

### Polk Plays

- Does your child use a school readiness voucher through the Early Learning Coalition of Polk County?
- Are you a Polk County resident with an EBT SNAP card?

If you answer yes to EITHER of these questions, you can receive a FREE one-year membership to Florida Children's Museum. Membership includes all members of your household. Learn more and sign up at [polkplays.org](http://polkplays.org)

### Solo Parent

This FREE program is designed to empower single parents by unlocking their emotional, spiritual, and physical potential. Learn more: <https://soloparent.org/florida>

### Free Books for Children 0-5

[uwcf.org/dolly-partons-imagination-library/](http://uwcf.org/dolly-partons-imagination-library/)

### United Way's 211

Call 211 or visit 211.org

Getting free confidential help for needs such as food, housing, employment, utilities, mental health and much more is just a text, call, or click away.

### ECHO Ministries

Help provide tangible needs to children in foster, adoptive, relative and non-relative care. To Donate: ECHO Distribution Center every Wednesday from 9AM-12PM at 3625 Century Blvd Unit 1A, Lakeland, FL.  
<https://www.echoministriesflorida.net/>

### Find Help (Previously Aunt Bertha)

<https://www.findhelp.org/>

Find local resources for food, health, housing, employment programs & other community resources in seconds.

### FREE Tax Prep

<https://myfreetaxes.com/>

### HOPE FLORIDA

#### A PATHWAY TO PROSPERITY

Call 850-300-HOPE

[myflfamilies.com/services/hope-florida](http://myflfamilies.com/services/hope-florida)

Services offered by Hope Navigators:

- Identifying goals and barriers
- Referrals to local, community-based partners
- One-on-one support to develop a plan to achieve economic-self sufficiency

### Autism/ASD Support Group

Last Friday of each month 10AM-11:30AM

At Bonnet Springs Park in Lakeland  
Childcare will be provided.

Please call (813) 455-2846 or  
email [Efigueroa2@usf.edu](mailto:Efigueroa2@usf.edu) to register.

### Circuit 10 Children's Mental & Behavioral Health Resources

<https://sites.google.com/view/floridac10/mhbbresources/home>

On this site you will find:

- o Heartland for Children's Parent Portal
- o MyFloridaMyFamily Community Services
- o Florida Mobile Response Team- 24/7 Crisis Assistance
- o Florida Statewide Medicaid Managed Care
- o Florida Association of Christian Child Caring Agencies
- o Florida Network Short-term Residential Programs
- o Center for Autism Related Disabilities (CARD)
- o National Alliance on Mental Illness
- o Post Adoption Support
- o Zebra Coalition
- o Central FL Behavioral Health Network
- o Hope Florida – A Pathway to Prosperity

### Food Distribution Schedule

Polk, Highlands and Hardee Counties Food Distribution Sites

[uwcf.org/initiatives/endhunger/schedule/](http://uwcf.org/initiatives/endhunger/schedule/)

### Healthy Families Florida

Family support and coaching program that helps parents provide the safe and stable environments children need for healthy growth and development.  
[healthyfamiliesfla.org/programs\\_map.html](http://healthyfamiliesfla.org/programs_map.html)

### Domestic Violence Services

Peace River Center's Domestic Violence Program provides free, confidential services for individuals affected by domestic violence, sexual assault and human trafficking crimes, their family members and friends in Polk, Hardee and Highlands counties.

### 24-Hour Domestic Violence Crisis Lines

Hardee/Highlands 863.386.1167

Polk 863.413.2700

Victim Services Office Line 863.413.2708

Victim Services – Polk County 1860 South Crystal Lake Drive, Lakeland, FL 33801

Victim Services – Hardee/Highlands Counties

1570 Lakeview Drive, Sebring, FL 33870

## HFC EVENTS

### Foster Care Info Nights

Tuesday, April 22<sup>nd</sup> at 10AM  
Unfiltered Bartow Coffee Shop  
160 S Broadway Ave, Bartow

Monday, April 28<sup>th</sup> at 6PM  
Virtual via Teams

**Register: 863-519-8900 x 289**

### HFC's "Let's Talk About it" Podcast

where we provide education and resources for family matters in Polk, Highlands and Hardee Counties

[Apple Podcasts](#) / [Anchor](#) / [Spotify](#) / [YouTube](#)

## POLK COUNTY

### Free Trainings for Parents & Teachers

Early Learning Coalition of Polk County is hosting classes in multiple locations providing tools and resources and food. Space is limited.

Register here: <https://bit.ly/3AJgNZ3>

### Peer Recovery Center

Center for Behavioral Health Annex

1501 1<sup>st</sup> Street South, Winter Haven, FL 33880

Hours: Monday – Friday from 9AM-3PM

The center is a place for adults with a mental health diagnosis to receive education, support, resources and socialization.

Contact: (863) 293-1121 x 205789 for more info

### Florida Children Museum

400 Bonnet Springs Blvd.

Lakeland, FL 33815

Contact: (863) 687-3869

<https://explorefcm.org>

### Carol Jenkin Barnett United Way Resource Center

Offers weekly classes for children from infants through age 5 where parents and children will learn and socialize as they participate in fun, stimulating, developmental activities. These classes are FREE and a great opportunity to meet other moms and caregivers.

- Breast Feeding Support Group
- Autism/ASD Support Group
- Child Development Classes
- Free Tax Prep
- Healthcare Navigator
- Free Child Development Screenings (1<sup>st</sup> Wednesday and 3<sup>rd</sup> Monday each month)
- Infant Massage Classes

Location: 400 Bonnet Springs Blvd. Lakeland, FL 33815

<https://uwcf.org/resourcecenter/>

## HIGHLANDS COUNTY

### Swimming Lessons at YMCA

<http://www.highlandsymca.org/aquatics.htm>

### Champion for Children

Provides child abuse and neglect prevention programs and early-intervention services to children and families in Highlands County.

Contact for more info about the documentary

**RESILIENCE: The Biology of Stress and the Science of Hope** which talks about the connection between trauma and health.

Office: (863) 382-2905

<https://www.championforchildren.org/>

### Children's Museum of the Highlands

Hands on Learning for Ages 1-12

Cost: \$8/per person (ages 1+) for all day play.

219 N Ridgewood Dr. Sebring, Florida

(863) 451-5385 (contact museum for updated hours)

### Preservers of Life

Highlands County Community Nursing Organization  
This organization provides prevention healthcare and helps businesses and individuals integrate holistic health and wellness practices.

Kasey Pacheco, Community Nurse Collaborator

[Kasey@preserversoflife.com](mailto:Kasey@preserversoflife.com) | (863) 420-5255

### FREE GED Prep & ESOL Classes

South Florida State College is offering free classes for adults in Highlands and Hardee Counties to improve adult literacy.

Contact: Sari Crews

863-784-7473 | [sari.crews@southflorida.edu](mailto:sari.crews@southflorida.edu)

<https://www.southflorida.edu/future-students/general-educational-development-program-ged>

## HARDEE COUNTY

### Hardee County Swimming Resources

[Swim Lessons | Florida Department of Health in Hardee \(floridahealth.gov\)](#)

### Hardee Help Center

A Christ-centered community service organization bringing hope & healing to Hardee County families in difficult seasons of life.

713 E Bay Street Wauchula, FL 33873

Contact: [info@hardeehelpcenter.com](mailto:info@hardeehelpcenter.com) | 863-773-0034

### Visit Hardee

Website for upcoming events, community updates and resources: <https://www.visithardee.com/events>

### FREE GED Prep & ESOL Classes

South Florida State College is offering free classes for adults in Highlands and Hardee Counties to improve adult literacy.

Contact: Sari Crews

863-784-7473 | [sari.crews@southflorida.edu](mailto:sari.crews@southflorida.edu)

<https://www.southflorida.edu/future-students/general-educational-development-program-ged>

## DATES FOR MAY

- National Foster Care Month
- Water Safety Month
- Mental Health Awareness
- Mother's Day – May 11
- Memorial Day – May 26

## SAFETY RESOURCES

### Internet Safety and Tips

- [Information, Advice and Support to Keep Children Safe Online \(internetmatters.org\)](#)
- [NetSmartz Home \(missingkids.org\)](#)

### Safe Sleep

- [www.ounce.org/safe\\_sleep.html](http://www.ounce.org/safe_sleep.html)

### Swim Safety Tips

- Pool Party Water Safety Tips: [bit.ly/41UoFcY](http://bit.ly/41UoFcY)
- Water Safety Tips: [ounce.org/water\\_safety.html](http://ounce.org/water_safety.html)

### Hot Car Safety Tips

- [nhtsa.gov/campaign/heatstroke](http://nhtsa.gov/campaign/heatstroke)

## COMMUNITY RESOURCES

### Summer Camp Guide for Circuit 10

[heartlandforchildren.org/summercamps](http://heartlandforchildren.org/summercamps)

### Good Shepherd Hospice Grief Support Programs

<https://www.chaptershealth.org/care-support/grief-services/>

### Polk County Free Things To Do

<https://lakelandmom.com/free-things-to-do-in-lakeland/>

### Polk Plays

- Does your child use a school readiness voucher through the Early Learning Coalition of Polk County?
- Are you a Polk County resident with an EBT SNAP card?

If you answer yes to EITHER of these questions, you can receive a FREE one-year membership to Florida Children's Museum. Membership includes all members of your household. Learn more and sign up at [polkplays.org](http://polkplays.org)

### Solo Parent

This FREE program is designed to empower single parents by unlocking their emotional, spiritual, and physical potential. Learn more: <https://soloparent.org/florida>

### Free Books for Children 0-5

[uwcf.org/dolly-partons-imagination-library/](http://uwcf.org/dolly-partons-imagination-library/)

### United Way's 211

Call 211 or visit 211.org

Getting free confidential help for needs such as food, housing, employment, utilities, mental health and much more is just a text, call, or click away.

### ECHO Ministries

Help provide tangible needs to children in foster, adoptive, relative and non-relative care. To Donate: ECHO Distribution Center every Wednesday from 9AM-12PM at 3625 Century Blvd Unit 1A, Lakeland, FL. <https://www.echoministriesflorida.net/>

### Find Help (Previously Aunt Bertha)

<https://www.findhelp.org/>

Find local resources for food, health, housing, employment programs & other community resources in seconds.

### FREE Tax Prep

<https://myfreetaxes.com/>

### HOPE FLORIDA A PATHWAY TO PROSPERITY Call 850-300-HOPE

[mylifefamilies.com/services/hope-florida](http://mylifefamilies.com/services/hope-florida)

Services offered by Hope Navigators:

- Identifying goals and barriers
- Referrals to local, community-based partners
- One-on-one support to develop a plan to achieve economic-self sufficiency

### Autism/ASD Support Group

Last Friday of each month 10AM-11:30AM

At Bonnet Springs Park in Lakeland  
Childcare will be provided.

Please call (813) 455-2846 or  
email [Efigueroa2@usf.edu](mailto:Efigueroa2@usf.edu) to register.

### Circuit 10 Children's Mental & Behavioral Health Resources

<https://sites.google.com/view/floridac10/mhbbresources/home>

On this site you will find:

- o Heartland for Children's Parent Portal
- o MyFloridaMyFamily Community Services
- o Florida Mobile Response Team- 24/7 Crisis Assistance
- o Florida Statewide Medicaid Managed Care
- o Florida Association of Christian Child Caring Agencies
- o Florida Network Short-term Residential Programs
- o Center for Autism Related Disabilities (CARD)
- o National Alliance on Mental Illness
- o Post Adoption Support
- o Zebra Coalition
- o Central FL Behavioral Health Network
- o Hope Florida – A Pathway to Prosperity

### Food Distribution Schedule

Polk, Highlands and Hardee Counties Food  
Distribution Sites

[uwcf.org/initiatives/endhunger/schedule/](http://uwcf.org/initiatives/endhunger/schedule/)

### Healthy Families Florida

Family support and coaching program that helps parents provide the safe and stable environments children need for healthy growth and development.

[healthyfamiliesfla.org/programs\\_map.html](http://healthyfamiliesfla.org/programs_map.html)

### Domestic Violence Services

Peace River Center's Domestic Violence Program provides free, confidential services for individuals affected by domestic violence, sexual assault and human trafficking crimes, their family members and friends in Polk, Hardee and Highlands counties.

### 24-Hour Domestic Violence Crisis Lines

Hardee/Highlands 863.386.1167

Polk 863.413.2700

Victim Services Office Line 863.413.2708

Victim Services – Polk County 1860 South  
Crystal Lake Drive, Lakeland, FL 33801

Victim Services – Hardee/Highlands  
Counties

1570 Lakeview Drive, Sebring, FL 33870

## HFC EVENTS

### Foster Care Info Nights

Thursday, May 8<sup>th</sup> at 6PM  
Spring Haven Retirement

1225 ~~Havendale~~ Blvd. Winter Haven

Tuesday, May 13<sup>th</sup> at 6PM  
Virtual via Teams

Register: 863-519-8900 x 289

### Child Welfare Provider Fair

Thursday, May 22<sup>nd</sup> from 10AM-2PM  
Bartow Civic Center

2250 S Floral Ave, Bartow

### HFC's "Let's Talk About it" Podcast

where we provide education and resources for family matters in Polk, Highlands and Hardee Counties

[Apple Podcasts](#) / [Anchor](#) / [Spotify](#) / [Youtube](#)

## POLK COUNTY

### Free Trainings for Parents & Teachers

Early Learning Coalition of Polk County is hosting classes in multiple locations providing tools and resources and food. Space is limited.

Register here: <https://bit.ly/3AJgNz3>

### Peer Recovery Center

Center for Behavioral Health Annex

1501 1<sup>st</sup> Street South, Winter Haven, FL 33880

Hours: Monday – Friday from 9AM-3PM

The center is a place for adults with a mental health diagnosis to receive education, support, resources and socialization.

Contact: (863) 293-1121 x 205789 for more info

### Florida Children Museum

400 Bonnet Springs Blvd.

Lakeland, FL 33815

Contact: (863) 687-3869

<https://explorefc.org>

### Carol Jenkin Barnett United Way Resource Center

Offers weekly classes for children from infants through age 5 where parents and children will learn and socialize as they participate in fun, stimulating, developmental activities. These classes are FREE and a great opportunity to meet other moms and caregivers.

- Breast Feeding Support Group
- Autism/ASD Support Group
- Child Development Classes
- Free Tax Prep
- Healthcare Navigator
- Free Child Development Screenings (1<sup>st</sup> Wednesday and 3<sup>rd</sup> Monday each month)
- Infant Massage Classes

Location: 400 Bonnet Springs Blvd. Lakeland, FL 33815

<https://uwcf.org/resourcecenter/>

## HIGHLANDS COUNTY

### Swimming Lessons at YMCA

<http://www.highlandsymca.org/aquatics.htm>

### Champion for Children

Provides child abuse and neglect prevention programs and early-intervention services to children and families in Highlands County.

Contact for more info about the documentary

**RESILIENCE: The Biology of Stress and the Science of Hope** which talks about the connection between trauma and health.

Office: (863) 382-2905

<https://www.championforchildren.org/>

### Children's Museum of the Highlands

Hands on Learning for Ages 1-12

Cost: \$8/per person (ages 1+) for all day play.

219 N Ridgewood Dr. Sebring, Florida

(863) 451-5385 (contact museum for updated hours)

### Preservers of Life

Highlands County Community Nursing Organization

This organization provides prevention healthcare and helps businesses and individuals integrate holistic health and wellness practices.

Kasey Pacheco, Community Nurse Collaborator

[Kasey@preserversoflife.com](mailto:Kasey@preserversoflife.com) | (863) 420-5255

### FREE GED Prep & ESOL Classes

South Florida State College is offering free classes for adults in Highlands and Hardee Counties to improve adult literacy.

Contact: Sari Crews

863-784-7473 | [sari.crews@southflorida.edu](mailto:sari.crews@southflorida.edu)

<https://www.southflorida.edu/future-students/general-educational-development-program-ged>

## HARDEE COUNTY

### Hardee County Swimming Resources

[Swim Lessons](#) | [Florida Department of Health in Hardee \(floridahealth.gov\)](#)

### Hardee Help Center

A Christ-centered community service organization bringing hope & healing to Hardee County families in difficult seasons of life.

713 E Bay Street Wauchula, FL 33873

Contact: [info@hardeehelpcenter.com](mailto:info@hardeehelpcenter.com) | 863-773-0034

### Visit Hardee

Website for upcoming events, community updates and resources: <https://www.visithardee.com/events>

### FREE GED Prep & ESOL Classes

South Florida State College is offering free classes for adults in Highlands and Hardee Counties to improve adult literacy.

Contact: Sari Crews

863-784-7473 | [sari.crews@southflorida.edu](mailto:sari.crews@southflorida.edu)

<https://www.southflorida.edu/future-students/general-educational-development-program-ged>