

Performance & Quality Improvement (PQI) Report

Data for week ended Sunday, March 9, 2025



Mission

Improving safety, permanency and well-being for all children in Polk, Highlands, and Hardee Counties

Vision

To eliminate child abuse and neglect in Polk, Highlands, and Hardee Counties



Community Based Care Lead Agency Scorecard

FY 24-25, Quarter 2 Performance

CBC Lead Agency Scorecard Performance Table	Safety	Permanency	Permanency	Permanency	Permanency	Safety	Safety	Well-Being	Permanency	Permanency	Permanency
Measures	1. Children with no recurrence of verified maltreatment within 12 months of a prior verified maltreatment	2.Children achieving permanency within 12 months of entering care.	3. Children achieving permanency within 12 months for children in Out-of-home care between 12 and 23 months.	4. Children achieving permanency within 12 months for children in out-of-home care for 24 months or more	5. Children who do not re-enter foster care within 12 months of moving to a permanent home.	6. Rate of children not abused or neglected while in out-of-home care.	7. Percent of children not abused or neglected while receiving in-home services.	8. Percent of children under supervision who are seen every 30 days.	9. Rate of children's placement moves per 1,000 days in foster care.	10. Percent of children placed with relatives or nonrelatives.	11. Percent of sibling groups where all siblings are placed together.
Quarterly Scheduled FSN Listing Report #	1229	1159	1160	1237	1162	1272	1156	1158	1161	1325	1166
Standard	90.3%	35.2%	43.8%	37.9%	94.4%	< 9.07	95.0%	99.5%	< 4.50	60.0%	65.0%
Reporting Period	10/01/22 to 09/30/23	01/01/23 to 12/31/23	01/01/24	01/01/24	01/01/22 to 12/31/22	10/01/23 to 09/30/24	10/01/23 to 09/30/24	01/01/24	01/01/24	12/31/24	12/31/24
ChildNet-Broward	93.68%	35.82%	56.13%	34.71%	94.97%	6.45	96.60%	99.75%	4.04	52.01%	62.24%
ChildNet-Palm Beach	95.13%	41.99%	61.06%	38.30%	92.27%	4.88	96.87%	99.86%	3.47	51.32%	65.87%
Childrens Network of SW Florida	95.47%	44.22%	63.12%	53.15%	94.47%	4.46	97.58%	99.92%	5.78	51.62%	62.43%
Childrens Network-Hillsborough	93.41%	19.36%	40.76%	47.80%	96.60%	5.07	97.72%	99.61%	4.71	51.74%	56.35%
Citrus Health Network	94.72%	21.76%	46.69%	41.38%	89.78%	5.95	98.54%	99.82%	5.30	50.83%	63.57%
Communities Connected for Kids	91.28%	34.74%	63.64%	43.55%	92.91%	12.49	95.37%	99.96%	4.12	51.46%	66.25%
Community Partnership for Children	95.11%	25.37%	60.82%	45.49%	93.98%	6.21	97.72%	99.82%	4.05	40.90%	51.64%
Family Integrity Program	95.81%	30.30%	62.50%	58.33%	87.50%	11.02	96.94%	99.85%	3.48	53.66%	66.67%
Family Partnerships of Central Florida	93.65%	24.69%	51.03%	50.22%	91.16%	7.73	95.32%	99.57%	3.88	53.23%	56.09%
Family Support Services of North Fla	95.66%	25.79%	56.82%	42.39%	95.05%	3.70	97.92%	99.68%	5.15	40.06%	43.50%
FSS Suncoast	94.69%	32.29%	50.52%	51.56%	92.93%	4.53	95.10%	99.77%	4.29	42.83%	56.63%
Heartland for Children	93.84%	36.69%	44.74%	46.58%	95.24%	3.87	97.65%	99.80%	3.20	65.25%	57.95%
Kids Central, Inc.	95.98%	27.12%	38.99%	40.57%	89.36%	3.70	96.99%	99.52%	7.30	54.43%	62.17%
Kids First of Florida, Inc.	96.15%	25.68%	53.85%	46.00%	100.00%	3.31	100.00%	99.62%	3.82	52.63%	47.50%
NWF Health Network - East	92.80%	36.85%	49.79%	51.40%	92.64%	5.65	96.39%	99.88%	4.87	53.36%	59.75%
NWF Health Network - West	91.42%	31.76%	54.30%	49.81%	92.70%	9.03	94.44%	99.83%	6.48	48.58%	53.94%
Partnership for Strong Families	94.91%	26.63%	57.31%	50.20%	93.75%	6.06	96.91%	99.68%	4.02	48.79%	52.35%
Safe Children Coalition	95.06%	35.10%	57.59%	47.40%	89.37%	6.81	97.61%	99.59%	4.02	54.75%	65.25%
Statewide	94.03%	30.74%	51.40%	46.91%	92.85%	5.76	96.74%	99.10%	4.77	51.20%	58.16%

Contract Measure – Children Seen Every Thirty Days

Percent of children under supervision who are required to be seen every 30 days – Target = 99.5%

Previous Month

Scorecard Measure #4 - Children Under Supervision Who Are Seen Every Thirty Days February 2025 as of 03/09/2025 Report Date Range: 02/01/2025 to 02/28/2025		
Agency	# of Children <u>Not</u> seen in 30 days	% of Children seen timely
CHS	1	99.99% ★
LSF	0	100.00% ★
OHU	0	100.00% ★
NTF	0	100.00% ★
HFC	1	100.00% ★
Statewide		99.83%

Source Monthly: "Children Under Supervision Who Are Seen Every Thirty Days - Report #1144"
Target of 99.5%

Current Month

Scorecard Measure #4 - Children Under Supervision Who Are Seen Every Thirty Days March 2025 as of 03/09/2025 Report Date Range: 03/01/2025 to 03/31/2025		
Agency	# of Children <u>Not</u> seen in 30 days	% of Children seen timely
CHS	16	98.59% ★
LSF	1	99.97% ★
OHU	0	100.00% ★
NTF	0	100.00% ★
HFC	17	99.63% ★
Statewide		99.58%

Source Monthly: "Children Under Supervision Who Are Seen Every Thirty Days - Report #1144"
Target of 99.5%

Monthly Birth Parent Contacts

Target = 70% Mothers and 50% Fathers - seen monthly

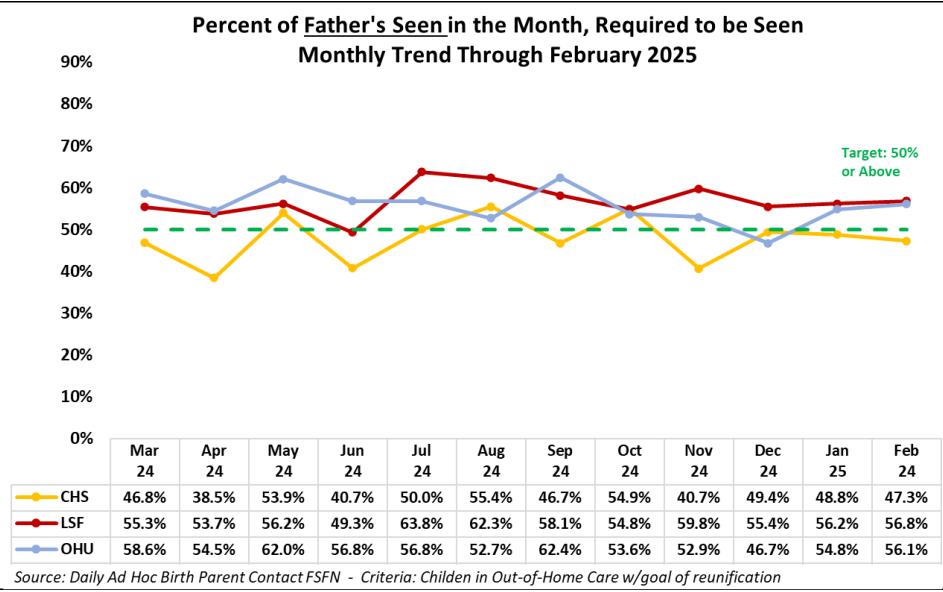
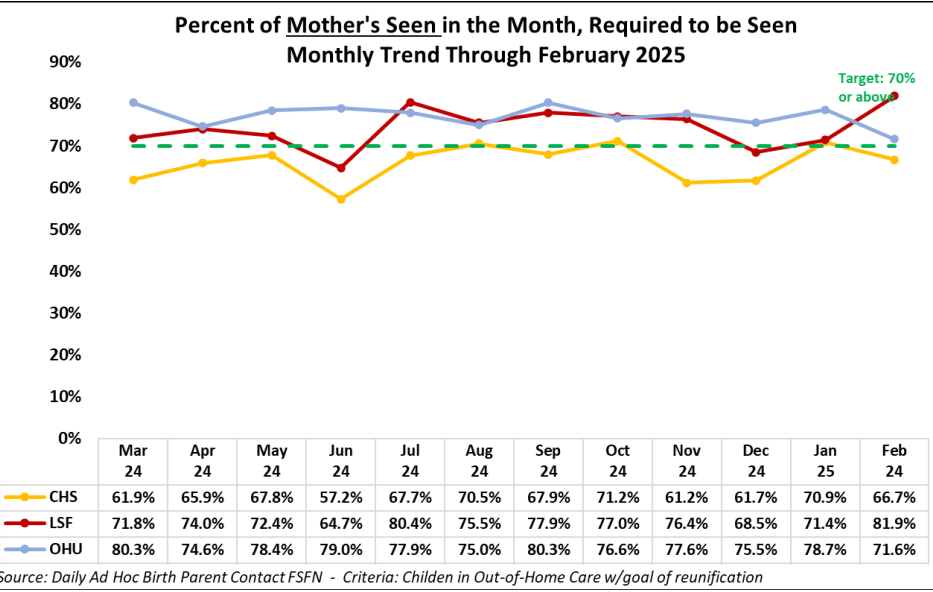
Current Month

Birth Parent Contact Completed						
March 2025 as of 03/09/2025 (Point in Time)						
AGENCY	# Moms Required	# Moms Completed	Mom % Completed	# Dads Required	# Dads Completed	Dad % Completed
CHS	117	14	12.0%	91	11	12.1%
LSF	155	27	17.4%	111	10	9.0%
OHU	148	28	18.9%	107	17	15.9%
TOTAL	420	69	16.4%	309	38	12.3%

Criteria: Childen in Out-of-Home Care w/goal of reunification
 Source: Daily Ad Hoc Birth Parent Contact FSN

Mothers Seen Target: 70%
 Fathers Seen Target: 50%

- Mother Contact, Target is 70% or above
- Father Contact, Target is 50% or above



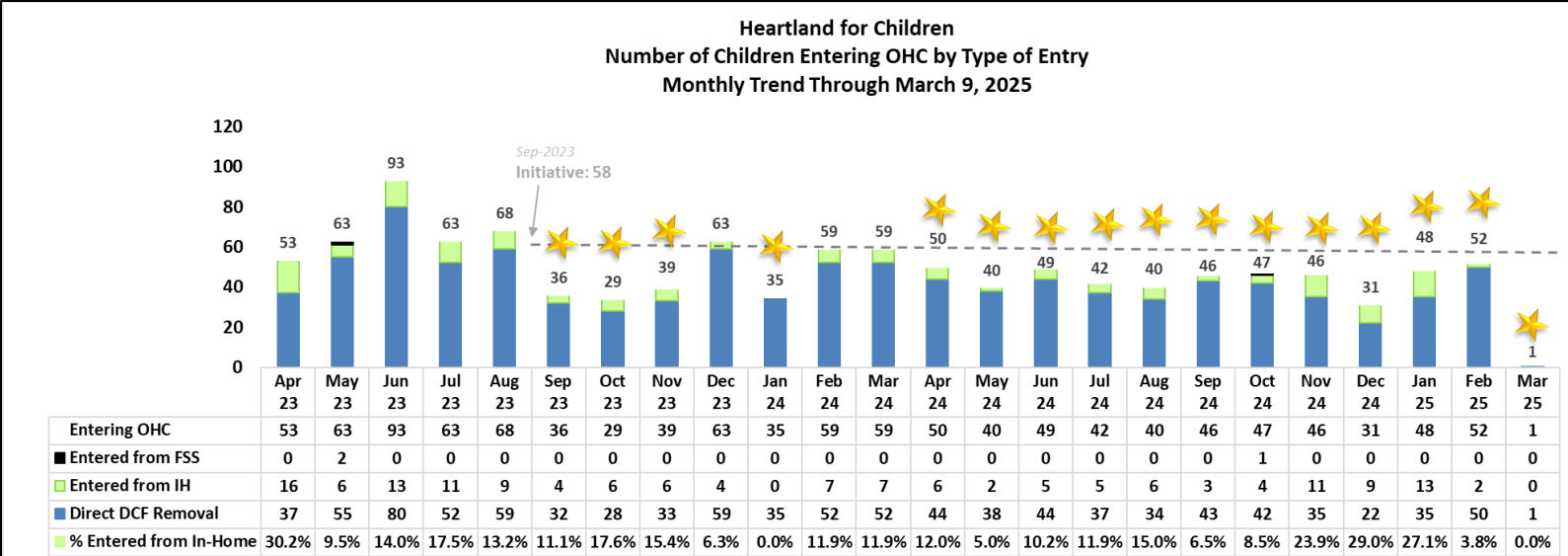
Case Transfer Staffing Data

Case Transfer Data For Fiscal Year 2023/24 - Data as of 03/11/2025

	JUL	AUG	SEPT	OCT	NOV	DEC	JAN	FEB	MAR	APR	MAY	JUN	24-25 Totals	23-24 Totals	22-23 Totals	21-22 Totals	20-21 Totals	19-20 Totals		JUL	AUG	SEPT	OCT	NOV	DEC	JAN	FEB	MAR	APR	MAY	JUN	24-25 Totals	23-24 Totals	22-23 Totals	21-22 Totals	20-21 Totals	19-20 Totals															
Number of Children																		NON-JUDICIAL IN HOME SERVICES																																		
CHS	17	13	6	17	10	10	15	6	2	0	0	0	96	204	347	358	426	414	CHS	0	0	0	0	0	0	0	0	0	0	0	0	0	0	0	0	0	0	0	0	0	0	0	0	0	0	0	0	12	85	116	136	90
LSF	14	23	25	13	17	14	11	26	4	0	0	0	147	212	401	355	443	439	LSF	0	0	0	0	0	0	0	0	0	0	0	0	0	0	0	0	0	0	0	0	0	0	0	0	0	0	0	0	16	98	95	97	112
NTF	29	14	27	30	14	10	28	11	26	0	0	0	189	185	0	0	0	0	NTF	29	21	27	30	12	10	28	11	26	0	0	0	194	173	0	0	0	0															
OHU Polk	2	21	3	8	10	2	5	6	1	0	0	0	58	78	141	147	162	177	OHU Polk	0	0	0	0	0	0	0	0	0	0	0	0	0	7	25	31	65	31															
One Hope	28	27	30	29	16	19	36	18	2	0	0	0	205	479	439	503	550	518	One Hope	0	0	0	0	0	0	0	0	0	0	0	0	0	0	0	53	35	45	32														
Total	90	98	91	97	67	55	95	67	35	0	0	0	695	1158	1328	1363	1581	1548	Total	29	21	27	30	12	10	28	11	26	0	0	0	194	208	261	277	343	265															
Out of Home Care																		OCS / ICPC Courtesy Supervision																																		
CHS	13	12	3	17	10	2	15	4	2	0	0	0	78	141	229	200	220	240	CHS	0	0	0	0	0	0	0	0	0	0	0	0	0	0	0	0	0	0	0	0	0	0	0	0	0	0	0	0	0	0	0	0	0
LSF	10	12	14	12	12	11	26	3	0	0	0	0	112	151	237	188	267	253	LSF	0	0	0	0	0	0	0	0	0	0	0	0	0	0	0	0	0	0	0	0	0	0	0	0	0	0	0	0	0	0	2	0	
OHU Polk	2	15	3	4	3	2	5	6	1	0	0	0	41	47	98	103	75	91	NTF	0	0	0	0	0	2	1	1	0	0	0	0	0	4																			
One Hope	2	0	7	10	2	4	4	4	2	0	0	0	35	164	102	113	150	106	OHU Polk	0	0	0	0	0	0	0	0	0	0	0	0	0	0	0	0	0	0	0														
Total	27	39	27	43	27	20	35	40	8	0	0	0	266	503	666	604	712	690	Total	24	25	23	17	14	13	32	14	0	0	0	0	166	292	270	338	351	360															
IN - HOME JUDICIAL																		Reinstatement of Protective Services Supervision (Notice of Hearings)																																		
CHS	0	0	0	0	0	0	1	0	0	0	0	0	1	17	10	4	17	38	CHS	0	0	3	0	0	7	0	1	0	0	0	0	11	17	17	17	26	8															
LSF	0	6	6	0	0	1	0	0	0	0	0	0	13	9	10	16	23	40	LSF	3	3	3	0	5	1	0	0	1	0	0	0	16	12	35	46	36	10															
OHU Polk	0	1	0	0	0	0	0	0	0	0	0	0	1	7	0	2	10	40	OHU Polk	0	0	0	4	0	0	0	0	0	0	0	0	4	8	1	2	7	8															
One Hope	0	0	0	0	0	0	0	0	0	0	0	0	0	8	6	6	4	8	One Hope	1	0	0	0	0	0	0	0	0	0	0	0	1	4	4	0	0	0															
Total	0	7	6	0	0	1	0	1	0	0	0	0	15	49	27	28	54	126	Total	4	3	6	4	5	8	0	1	1	0	0	32	41	57	65	69	26																

Children Entering Out of Home Care

The percentage of cases that were converted from non-judicial to judicial for the previous month



Source: FSFN Report - Children Entering and Exiting Foster Care On-Demand Listing - OCWDRU Report #1182, Excluding Children 18 and Over Excluding aged 18+ and IL initial placements

Children Re-Entering Out-of-Home Care

Number of Children in a Recent Removal Episode Who Have Had a Prior Reunification or Permanent Guardianship

Re-Entry
into OHC
Last 2
Weeks

Removal Episodes for Children with a Prior Reunification or Permanent Guardianship
Removals entered into FSFN between 02/24/25 - 03/09/25

Current Removal Case ID	Child Id	Current Agency	Prior Unit	Current Removal Date	Prior PG or Reunification Discharge Date	Length from Prior Discharge to Current Removal (months)	Range Prior Discharge to Current Removal	SM07 Cohort	FSFN Entry Date
103449172	103881352	LSF	141836-LSF	2/28/2025	4/17/2018	82	> 5.0 yrs	No	3/7/25
103542221	107924546	CHS	141839-CHSFL	2/27/2025	5/31/2023	20	1.0 - 2.9 yrs	No	3/4/25
2010299	103522749	CHS	141837-CHSFL	2/25/2025	9/23/2021	41	3.0 - 4.9 yrs	No	3/4/25
103424027	109315806	OHU	14-HFC-OHU ADMIN UNIT	2/24/2025	6/5/2023	20	1.0 - 2.9 yrs	No	2/26/25
	108330996	OHU	14-HFC-OHU ADMIN UNIT	2/24/2025	6/5/2023	20	1.0 - 2.9 yrs	No	2/26/25

Source: FSFN Data Warehouse Ad Hoc Report,

Scorecard Measures 5 – Children Who Do Not Re-Enter into OHC after Achieving Permanency

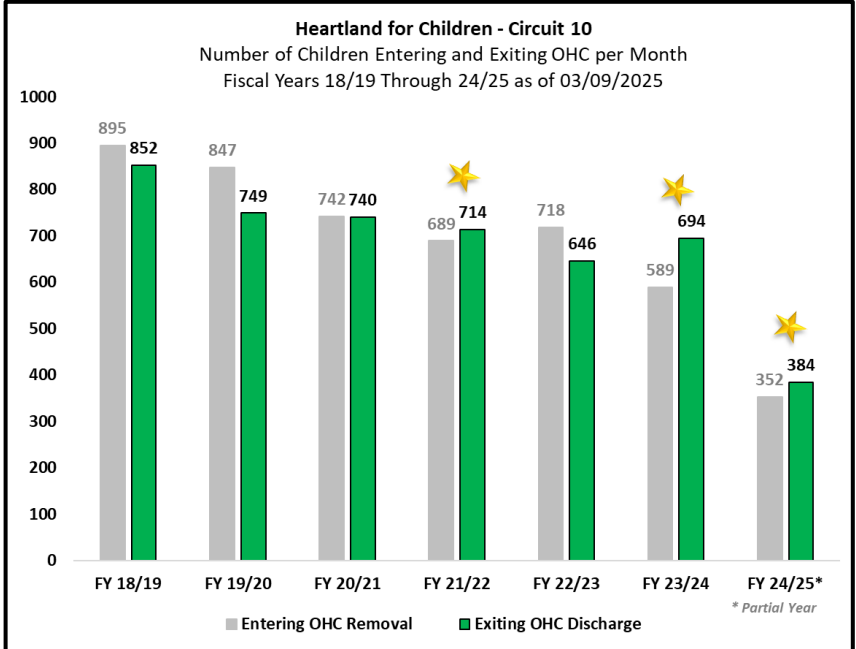
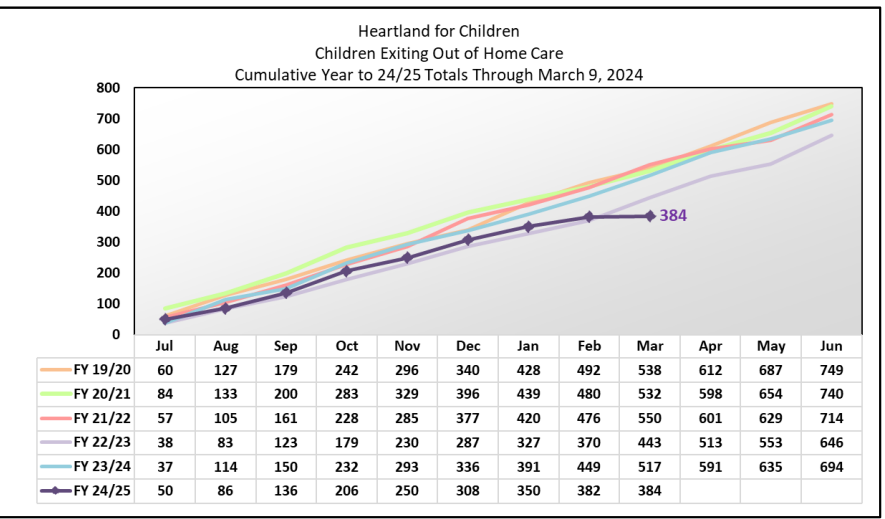
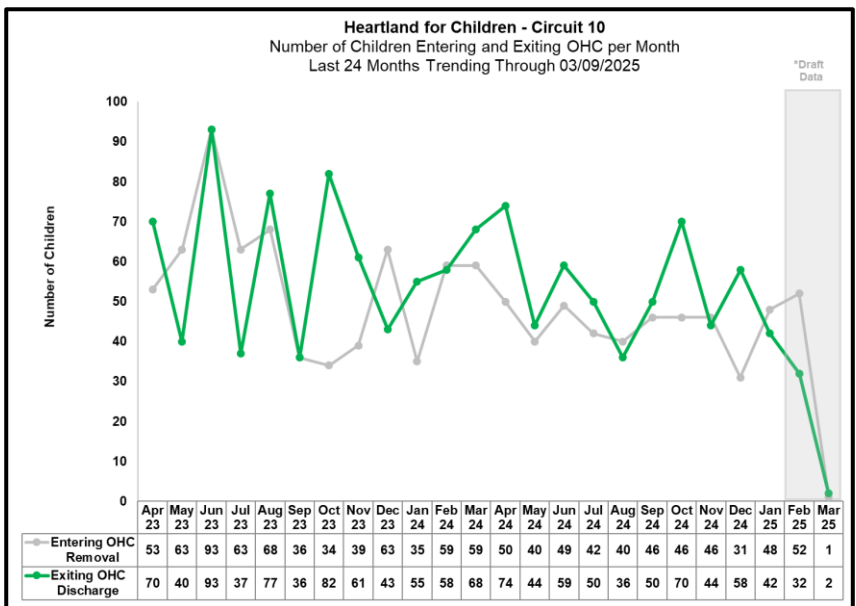
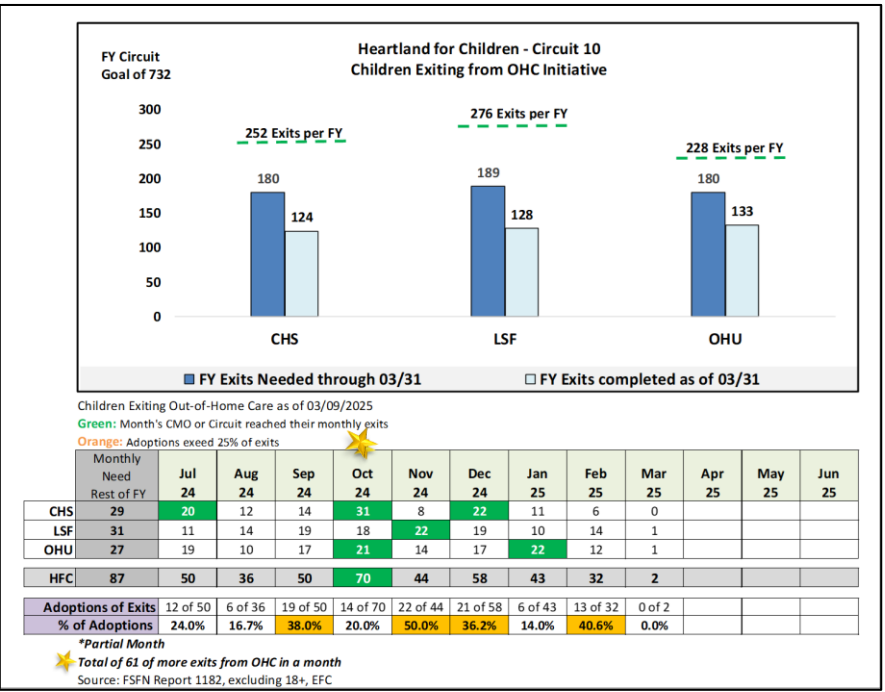
SM05 - Percent of children exiting care to a permanent home within 12 months of entering care – **Target = 94.4% or Greater**

FY 24/25
Contract Measure – Target = 94%

FY 24/25 as of 03/09/2025			
Children Who Do <u>Not</u> Re-Enter Care within 12 Months for Children Achieving Permanency July 2023 - June 2024			
Agency	Maintained No Removal Episode	Total Children Permanencyw/in 1 year	Percentage Permanency Maintained
CHS	85	92	92.39%
LSF	87	87	100.00%
OHU	68	74	91.89%
HFC Total	241	254	94.88%
Statewide	2,864	3,076	93.11%

Source: Children Who Do Not Re-Enter Foster Care within Twelve (12) Months of Moving to a Permanent Home On-Demand Listing, Report #1100

FY 2024-2025 Exiting Out-of-Home Care Initiative



Children Achieving Permanency within 12 Months for Children in Out-of-Home Care

Less than 12 Months

FY 24/25 Target is 35.2%

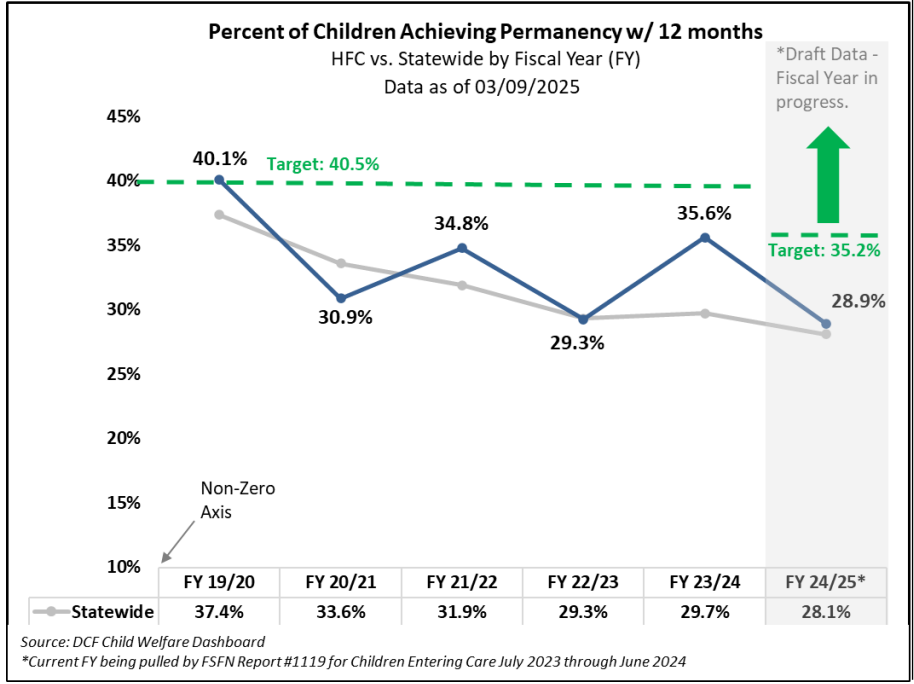
FY 24/25, Target 35.2%				Percent Timely FY 23/24 (last FY)
Children Achieving Permanency within 0-12 Mths for Children Entering OHC July 2023 to June 2024 (as of 03/09/2025)				
Agency	Permanency within 12 mths	Total Children Entered OHC	Percent Timely Permanency	
CHS	55	177	31.1%	36.8%
LSF	53	198	26.8%	36.1%
OHU	65	223	29.1%	33.8%
HFC Total	173	598	28.9%	35.6%
Statewide	2,242	7,981	28.1%	29.7%

Source: Children Exiting OHC to a Permanent Home within Twelve Months of Entering Care #1119
*Permanency = adoption, permanent guardianship or reunification w/ parent



FY 2024 / 2025, Target 35.2%			
Children Achieving Permanency within 0-12 Mths for Children Entering OHC July 2023 - June 2024 (as of 03/09/2025)			
Agency / Unit (Actual)	Permanency within 12 mths	Total Children Entered OHC	Percent Timely Permanency
CHS	55	177	31.1%
141834-CHSFL ★	7	12	58.3%
141846-CHSFL	4	19	21.1%
141839-CHSFL	11	54	20.4%
141835-CHSFL (Adop)	7	21	33.3%
141852-CHSFL ★	23	50	46.0%
LSF	53	198	26.8%
141828-LSF	10	26	38.5%
141827-LSF	8	37	21.6%
141836-LSF	4	17	23.5%
141845-LSF	6	20	30.0%
141848-LSF	5	18	27.8%
141849-LSF	10	46	21.7%
141850-LSF (Adop) ★	6	12	50.0%
141929-LSF	4	20	20.0%
14-HFC-LSF ADMIN (IL)	0	2	0.0%
OHU	65	223	29.1%
142853-OHU-HARDEE	4	24	16.7%
142854-OHU-HIGHLANDS (IL)	0	1	0.0%
142855-OHU-HIGHLANDS	21	88	23.9%
140121-OHU-HIGHLANDS (Adop)	5	18	27.8%
142858 OHU-POLK ★	16	42	38.1%
142852-OHU-POLK ★	12	31	38.7%
142856-OHU-POLK ★	7	19	36.8%
HFC Total	173	598	28.9%
Statewide	2,242	7,981	28.1%

Source: Children Exiting OHC to a Permanent Home within Twelve Months of Entering Care #1119
*Permanency = adoption, permanent guardianship or reunification w/ parent



Children Achieving Permanency in 12 Months for Children in Out-of-Home Care between 12-23 month FY 24/25 Target is 43.8%

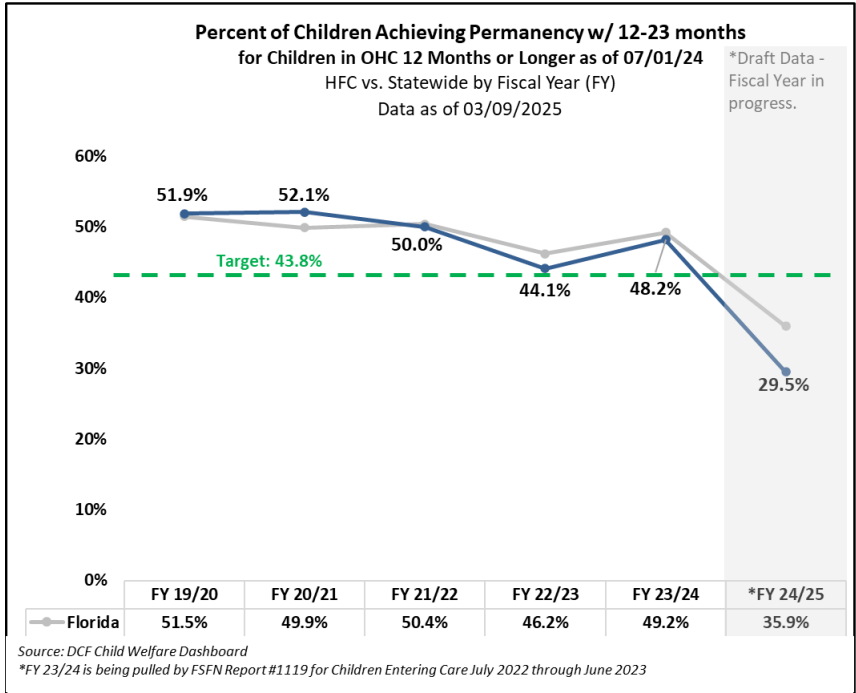
FY 24/25, Target 43.8%				Percent Timely FY 23/24 (last FY)
Children Achieving Permanency within 12-23 Mths for Children in OHC 12-23 Months as of 07/01/24 (as of 03/09/2025)				
Agency	Permanency within 12-23 mths	Total Children LOS 12-23 mths	Percent Timely Permanency	
CHS	31	118	26.3%	52.4%
LSF	37	109	33.9%	49.5%
OHU	29	102	28.4%	42.4%
HFC Total	97	329	29.5%	48.2%
Statewide	1,749	4,866	35.9%	49.2%

Source: Children Achieving Permanency w/ 12 Months for children in OHC 12-23 Months #1138
*Permanency = adoption, permanent guardianship or reunification w/ parent



FY 24/25, Target 43.8%			
Children Achieving Permanency within 12-23 Mths for Children in OHC 12-23 Months as of 07/01/24 (as of 03/09/2025)			
Agency / Unit	Permanency within 12 mths	Total Children Entered OHC	Percent Timely Permanency
CHS	31	118	26.3%
141846-CHSFL	6	17	35.3%
141839-CHSFL	4	24	16.7%
141835-CHSFL (Adop)	5	29	17.2%
141852-CHSFL	10	27	37.0%
LSF	37	109	33.9%
141828-LSF	4	13	30.8%
141827-LSF	2	12	16.7%
141836-LSF	7	9	77.8%
141845-LSF	4	9	44.4%
141848-LSF	3	9	33.3%
141849-LSF	8	26	30.8%
141850-LSF (Adop)	5	13	38.5%
141929-LSF	4	17	23.5%
OHU	29	102	28.4%
142853-OHU-HARDEE	4	18	22.2%
142855-OHU-HIGHLANDS	4	8	50.0%
140121-OHU-HIGHLANDS (Adop)	6	25	24.0%
142858 OHU-POLK	6	16	37.5%
142852-OHU-POLK	7	11	63.6%
142856-OHU-POLK	2	22	9.1%
HFC Total	97	329	29.5%
Statewide	1,749	4,866	35.9%

Children Exiting Out-of-Home Care to a Permanent Home within Twelve Months for Children in Out-of-Home Care Twelve to Twenty-Three Months On-Demand Listing - Report #1138



Federal Measure - Children Achieving Permanency within 12 Months for Children in Out-of-Home Care

24 Months or More

FY 23/24 Target is 37.3%

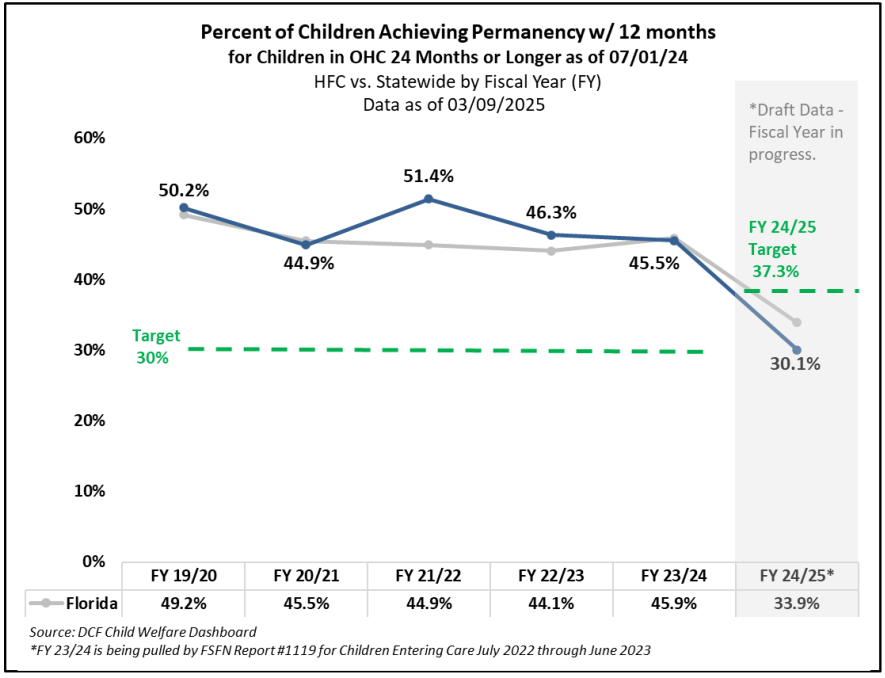
Statewide Measure - FY 24/25, Target 37.9%				Percent Timely FY 24/25 (last FY)
Children Achieving Permanency within 12 Months for Children in OHC 24+ Months as of 07/01/24 (as of 03/09/2025)				
Agency	Permanency Since July 1st	Total Children in OHC 24+ Months	Percent Timely Permanency	
CHS	26	92	28.3%	43.6%
LSF	29	112	25.9%	46.1%
OHU	37	102	36.3%	46.4%
HFC Total	92	306	30.1%	45.5%
Statewide	1,735	5,115	33.92%	45.9%

Source: Children Achieving Permanency w/ 12 Months for children in OHC 24 Months or Longer #1197
*Permanency = adoption, permanent guardianship or reunification w/ parent



Statewide Measure - FY 24/25, Target 37.9%			
Children Achieving Permanency within 12 Months for Children in OHC 24+ Months as of 07/01/24 (as of 03/09/2025)			
Agency / Unit	Permanency Since July 1st	Total Children in OHC 24+ Months	Percent Timely Permanency
CHS	26	92	28.3%
141832-CHSFL (IL)	0	5	0.0%
141846-CHSFL ★	3	5	60.0%
141839-CHSFL	2	17	11.8%
141835-CHSFL (Adop) ★	17	40	42.5%
141852-CHSFL	2	19	10.5%
LSF	29	112	25.9%
141828-LSF	9	28	32.1%
141827-LSF	0	5	0.0%
141836-LSF ★	9	20	45.0%
141845-LSF	3	11	27.3%
141848-LSF	1	9	11.1%
141849-LSF	1	9	11.1%
141850-LSF (Adop)	0	1	0.0%
141929-LSF	6	24	25.0%
OHU	37	102	36.3%
142853-OHU-HARDEE	2	11	18.2%
142855-OHU-HIGHLANDS	0	10	0.0%
140121-OHU-HIGHLANDS (Adop) ★	28	51	54.9%
142858 OHU-POLK	2	12	16.7%
142852-OHU-POLK	1	3	33.3%
142856-OHU-POLK	4	13	30.8%
HFC Total	92	306	30.1%
Statewide	1,735	5,115	33.9%

Children Exiting Out-of-Home Care to a Permanent Home within Twelve Months for Children in Out-of-Home Care Twenty-Four Months or More On-Demand Listing - Report #1197

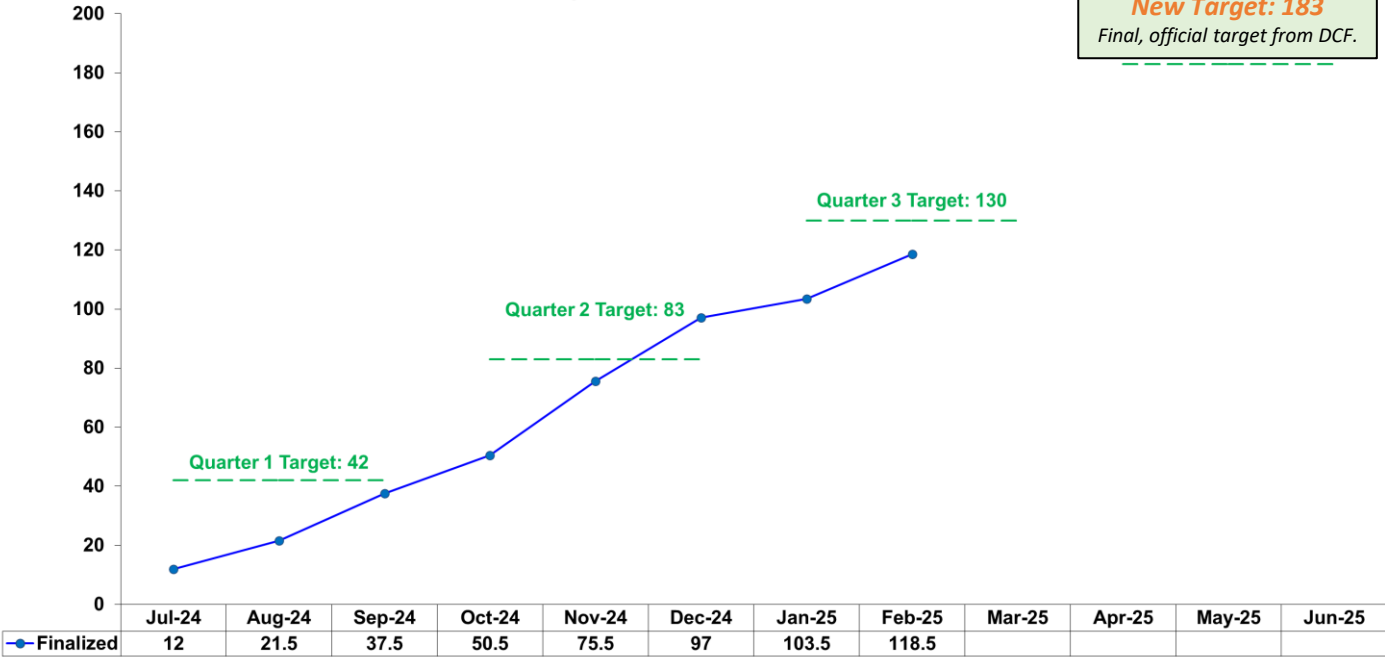


Adoption Finalizations

Percent of Adoptions Finalized with 24 Months of Removal & Percent of Adoption Goal Met

Heartland for Children - DCF Circuit 10
Adoption Finalizations for FY 24-25

New Target: 183
Final, official target from DCF.



Source: Adoption Finalization Credit On-Demand Listing - Report #1337; Data-as-of: March 9, 2024

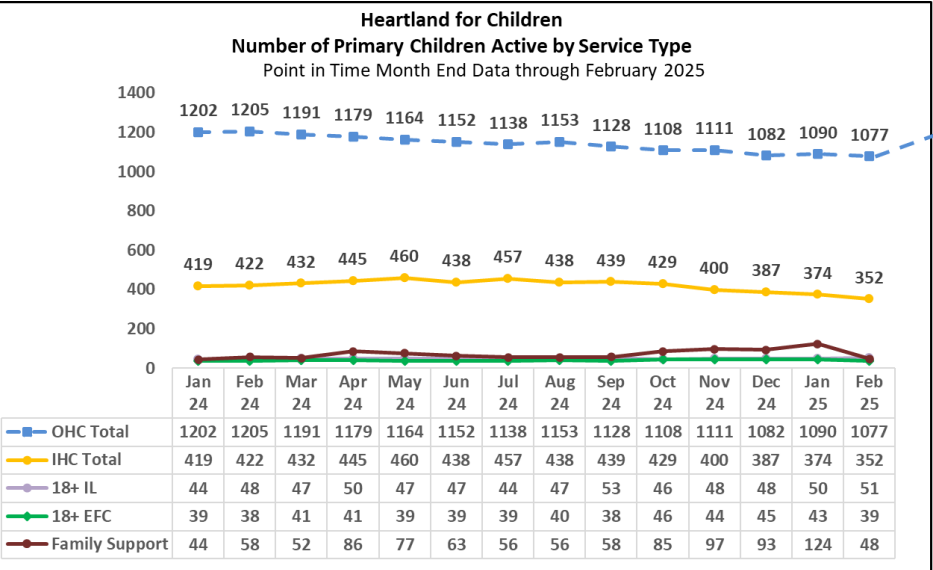
Upcoming Finalization Dates FY(24/25)

- March 12 & 19, 2025
- April 9 & 16, 2025
- May 7 & 14, 2025

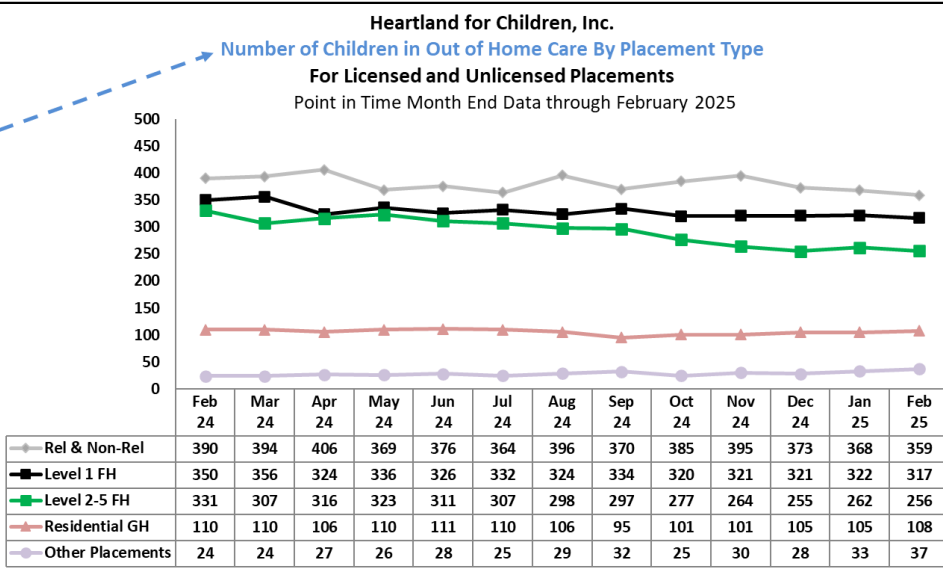
Adoption Finalizations (YTD) FY 24-25 Data as of 02/23/25	
CMO	Finalized Adoptions YTD
CHS	24
LSF	43.5
OHU	51
Total	118.5

Children and Families being Served for In-Home, Out-of-Home and Family Support - 12 months prior

Children Served at Month End by Service Type



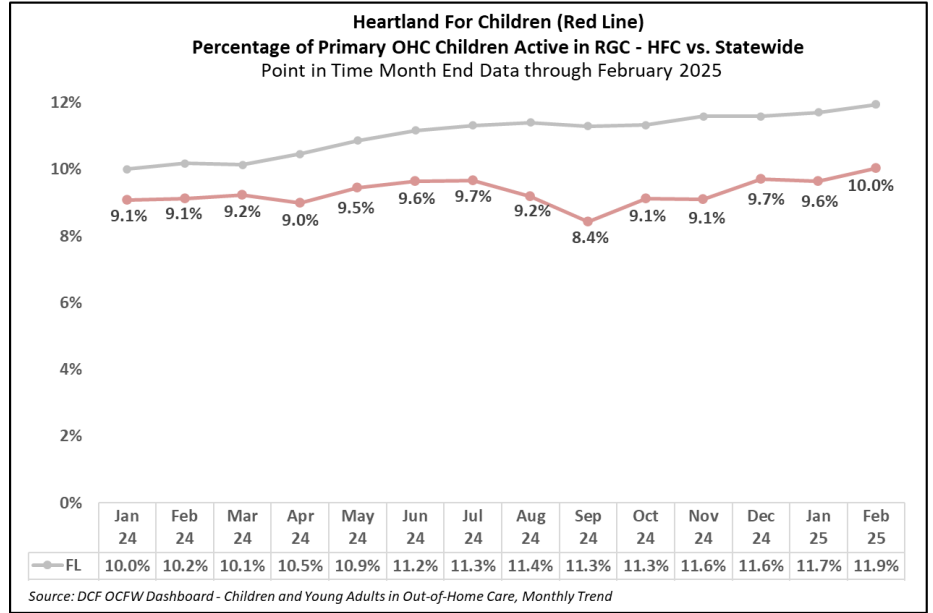
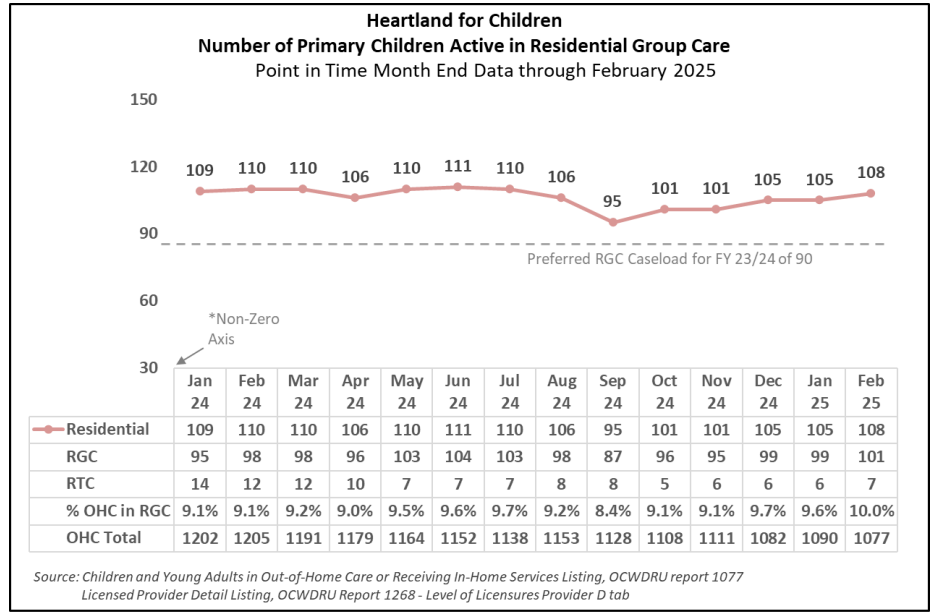
Source: Children and Young Adults in Out-of-Home Care or Receiving In-Home Services Listing, OCWDRU report 1077
Licensed Provider Detail Listing, OCWDRU Report 1268 - Level of Licensures Provider D tab



Source: FSN rpt 1077 "Children and Young Adults in OHC or Receiving In-Home Services by Age";
FSN rpt 1268 "Licensed Provider Detail Listing, Level of Licensures Provider" tab

Children and Families being Served for In-Home, Out-of-Home and Family Support - 12 months prior

➤ Number and Percent of Children Serviced in Residential Care



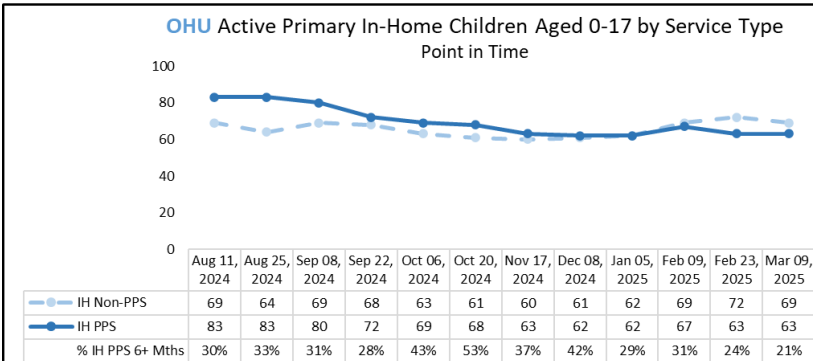
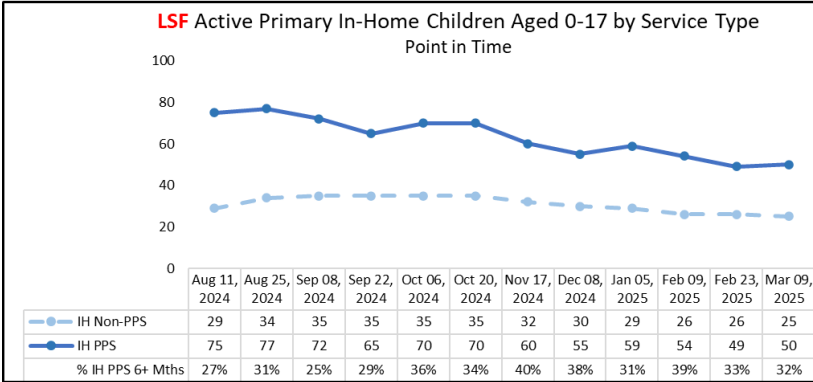
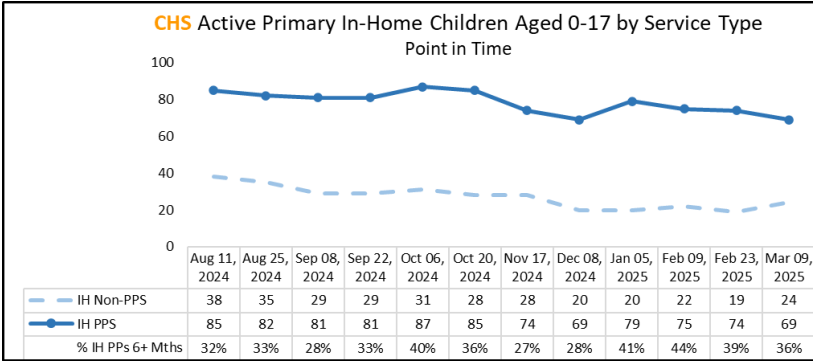
Circuit 10 Percent of Group Homes, Percent of Beds Licensed and Utilized Point in Time as of January 2025 Month End

Group Home / Shelter Type	Currently licensed beds	% utilized previous month	Number of beds on the horizon for development
Shelter - NFI	12	46.2%	0
Shelter – YFA George Harris	24	59.1%	0
At-Risk: Anchor House	12	53.0%	6
At-Risk: Anchor Ivy Villa	6	36.6%	6
At-Risk: Anchor’s Haven House	-	-	-
At-Risk: Anchor’s Girls Home	-	-	-
At-Risk: A Second Chance	6	83.3%	0
At-Risk: Serenity Place-Chandler	6	85.0%	0
At-Risk: Serenity Place-Julius	6	93.0%	0
At-Risk: Serenity Place-Villa	12	62.6%	0
At-Risk: Integrity Care - Kaley	6	98.9%	0
At-Risk: Integrity Care - Kittansett	6	73.1%	0
At-Risk: Integrity Care - Sunset	6	79.6%	0
At-Risk: Integrity Care - Whispering	6	69.4%	0

FY 2024-2025 Children In-Home Care Closures Initiative

PPS: Post Placement Supervision (Children Reunified with the Removal Parent)

Non-PPS: Children Receiving In-Home Services the entire time from Case Transfer from DCF to CMO (*Also includes ICPC)



Heartland for Children Active Primary Children Aged 0-17 Receiving In-Home Services - PPS and Non-PPS Data as of 03/09/25

CMO	In-Home Service Type	0-4 Months	5 Months	6 Months	7-9 Months	10 Months	11 Months	12-15 Months	16-23 Months	24-35 Months	36+ Months	CMO Total
CHS	Non-PPS	7	0	0	0	11	1	2	3	0	0	24
	PPS	33	11	3	12	4	0	2	4	0	0	69
CHS Total		40	11	3	12	15	1	4	7	0	0	93
LSF	Non-PPS	3	1	3	5	1	2	4	5	0	1	25
	PPS	22	12	2	7	5	0	2	0	0	0	50
LSF Total		25	13	5	12	6	2	6	5	0	1	75
OHU	Non-PPS	20	7	10	12	0	4	6	4	0	6	69
	PPS	39	11	2	6	1	2	1	1	0	0	63
OHU Total		59	18	12	18	1	6	7	5	0	6	132
NTF	Non-PPS	55	3	0	0	0	0	0	0	0	0	58
	PPS	55	3	0	0	0	0	0	0	0	0	58
NTF Total		55	3	0	0	0	0	0	0	0	0	58
HFC	Non-PPS	85	11	13	17	12	7	12	12	0	7	176
	PPS	94	34	7	25	10	2	5	5	0	0	182
HFC Total		179	45	20	43	22	9	17	17	0	7	359
% PPS by Month		52%	19%	4%	14%	5%	1%	3%	3%	0%	0%	-

Source: Children and Young Adults Actively Receiving IH Services or in OHC Care Daily Listing - FSN Report #1329

PPS = Post Placement Supervision; Non-PPS = DCF Case Transfer to CMO, In-Home Services

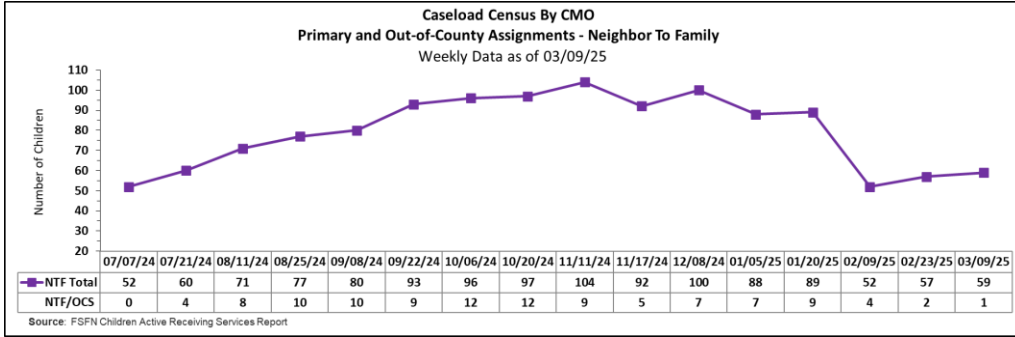
In-Home Service Providers Caseload and Referrals Received

In-Home Provider/Service	Point-in-Time as of March 9, 2025			Mindshare Referrals from Feb 24 to Mar 09 (Referrals Since the last PQI date)
	Current Census	Immediate Openings	Projected Openings within next 3 weeks (need Referrals to fill)	
Youth Villages	33	5	9	6
Neighbor To Family (Safety Mgmt)	20	4	12	4
PRC Home to Stay (Reunification)	17	18	6	1
PRC Home to Stay (Prevention)	16	7	2	10
SCARF (Family Support)	18	0	0	0
SCARF (Legal)	0	0	0	-
UW Supervised Visitation	6	3	0	-
CHS BSFT	12	2	0	-
CHS CPP	12	0	0	-
NFI FFT- Traditional	32	0	0	19
NFI FFT- Prevention	10	0	0	-
NFI FFT- Foster Care	32	8	8	4
Chosen	4	6	6	2

Source: HFC Quality & Contract Management Department Reports

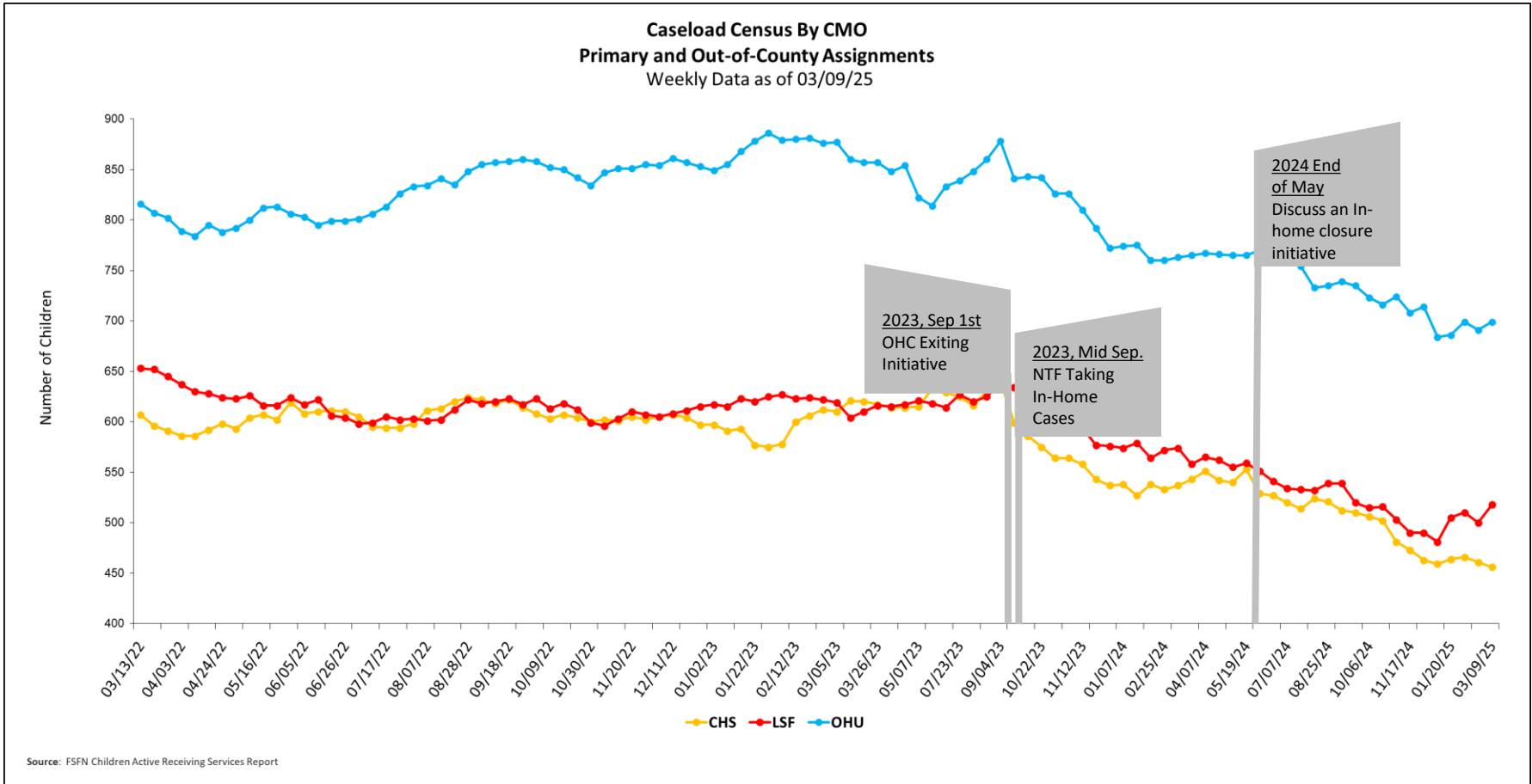
Caseload Census Information

CBC Services Weekly Caseloads By CMO



Number of Children by CMO Last 6 Reporting Periods

Agency	11/17/2024	12/8/2024	1/5/2025	1/20/2025	2/9/2025	2/23/2025	3/9/2025
CHS	473	463	459	464	466	461	456
LSF	490	490	481	505	510	500	518
OHU Primary	530	536	519	520	530	524	525
OHU/OCS	178	178	165	166	169	167	174
OHU Total	708	714	684	686	699	691	699
NTF Primary	87	93	81	80	48	55	58
NTF/OCS	5	7	7	9	4	2	1
NTF Total	92	100	88	89	52	57	59
HFC Total	1,784	1,790	1,738	1,744	1,727	1,709	1,732



Average Caseload of Case Managers

Case Manager Caseload Breakdown by Agency – Data as of 03/09/2025

Average Caseload of Case Managers							
CMO	1-5 Children in Caseload	6-15 Children in Caseload	16-24 Children in Caseload	25-29 Children in Caseload	30+ Children in Caseload	Total Case Managers*	Avg # of Children per CM
CHS	7	6	6	5	3	27	16.9
LSF	1	5	18	2	1	27	19.2
OHU	4	4	13	4	7	32	21.8
NTF	1	5	0	0	0	6	9.8
# of CMs	13	20	37	11	11	92	18.8

Percent of Case Managers That Are at or Under the National Caseload Standard of 15			
CMO	# Case Managers w/ Primary Caseload	# with Caseload at 15 or lower	Percent at 15 or lower
CHS	27	13	48.1%
LSF	27	6	22.2%
OHU	32	8	25.0%
NTF	6	6	100.0%
HFC	92	33	35.9%

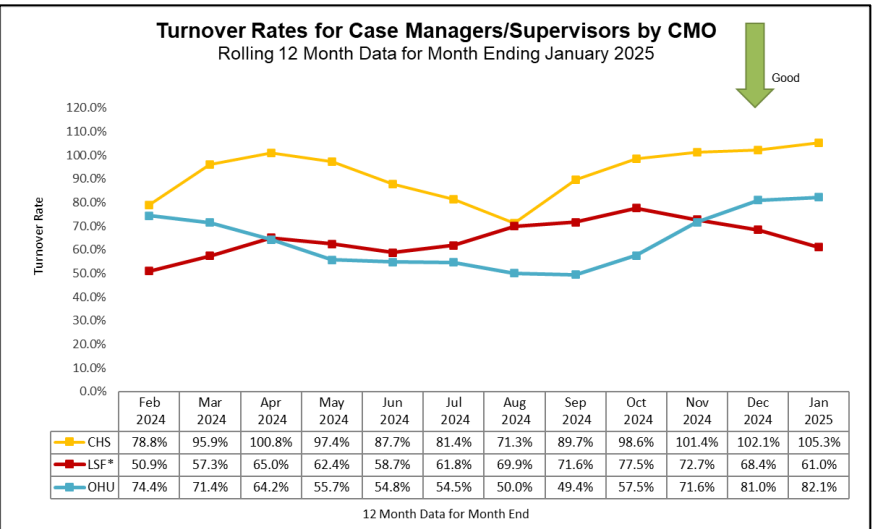
Caseload = Number of Children with Primary or Out of County assignment.

* Data Excludes Unit Supervisors, FTC Facilitators & Resigned CMs Count

Turnover Rates for Case Managers/Supervisors

12 Month Case Manager Turnover Rates by Agency

Employee Turnover Rates By CMO 12 Month Data for Month Ended January 2025		
CMO	Case Manager	Case Manager Supervisor
CHS	105.3%	31.6%
LSF*	61.0%	32.0%
OHU	82.1%	66.7%



Caseload Census by Case Manager and Organization

Data as of 03/09/2025

Caseload of 1 - 5 Children (-1)		
CMO	Case Workers	#
CHS	Dodd, Kaylee	5
CHS	Gregg, Morgan	5
NTF	Jones, Gwendolyn	5
CHS	Moore, Christy	4
CHS	Tracy, Amy	3

Caseload of 6 - 15 Children (+6)		
CMO	Case Workers	#
NTF	Mattison, Sharon	15
CHS	Olivas, Hope	15
OHU	Beach-Solmo, Amber	14
LSF	Cruz, Veronica	14
CHS	Joseph, Ketty	14
CHS	Whetsell-Thorpe, Tavayah	13
CHS	Wiggs, Sunni	13
NTF	Conklin, Danielelle	11
NTF	Cruz, Ana	10
NTF	Bates, Brittany	9
NTF	Boule, Adriana	9
LSF	Powell, Deborah	9
CHS	Barakat, Maha	7
CHS	Kaina, Kelly	7
OHU	Hines, Tracy	7
LSF	Guerrero, Ony	7
LSF	Smith, Andrae	6
LSF	Gunnett, Glynnis	6

Caseload of 16 - 24 Children (0)		
CMO	Case Workers	#
LSF	Diamond, Savannah	24
OHU	Mcgahee, Timika	24
LSF	Escartin Vega, Kathia	24
OHU	Franklin, Kyra	23
CHS	Bouzi, Marie Edwige	23
OHU	Valencia, Alejandro	23
LSF	Coleman, Tangelia	23
OHU	Shay, Ryan	23
LSF	Blocker, Amanda	22
LSF	Bon-Fiol, Nikol	22
CHS	Phillips, Amy	22
OHU*	Simmons, Shannon	22
LSF	Newton, Kimberly	22
OHU	Bowen, Kendall	22
LSF	Franklin, Yoshika	21
CHS	Williams, Omisha	21
OHU	Nelson, Chelsea	21
LSF	Koons, Brittney	21
LSF	Willingham, Jadashia	20
LSF	Durant, Paris	20
LSF	Malave, Luis	20
LSF	Lynch, Rodina	20
LSF	Thomas, Tracy	20
LSF	Moran, Bernice	19
LSF	Gonzalez, Jelitza	19
CHS	Henry, Jayden	18
CHS	Brown, Annie	18
OHU	Colatorti, Jeannine	18
LSF	Ellis, Darren	18
LSF	Townes, Rachel	18
OHU	Nerove, Rachel	18
OHU	Bruce, Kortney	17
LSF	Williams, Kamesha	17
OHU	Bellanfante, Jamie	17
LSF	Pamphile, Emmanuella	16
CHS	Clemmons, Sabrina	16

Caseload of 25 - 29 Children (+5)		
CMO	Case Workers	#
CHS	Standen, Brayden	29
CHS	Bennett, Brianna	29
CHS	Angulo, Kayla	29
CHS	Bain, Claire	29
OHU	Cruz, Michelle	29
OHU	Kilbey, Alexis	28
CHS	Covington, Walter	28
OHU	Stoudemire, Jamesia	28
LSF	Bickel, Sherry	27
LSF	Hockenberry, Matthew	26

Caseload of 30+ Children (+6)		
CMO	Case Workers	#
OHU*	Villegas, Anna	45
OHU*	Washington, Woodrica	43
OHU*	Garcia, Anakeidie	40
OHU*	Fuentes, Norma	36
CHS	Hiers, Katherine	35
OHU	Brutus, Marie	34
CHS	Hook, Kathryn	34
OHU	Johnson, Randi	30
OHU	Kohn, Ludessa	30

Unit Supervisors Carrying Cases (+2)		
CMO	Case Workers	#
OHU*	Respress, Johnathan	28
OHU	Young, Vanessa	14
OHU	Colon, Lisette	4
CHS	Cortes, Jennifer	2
CHS	Sangster, Kathleen	2
CHS	Luskey, Taylor	2
OHU	Thompson, Wyshana	1

Circuit 10 Children Active by Assignment Role for CMO TAYS, FTC and Adoption Workers

Data as of 02/09/25

Case Worker	Pri.	Sec.	OOC	Grand Total
Nieves, Carlos	36	21	0	57
TAYS - CHS	36	21	0	57
Mills, Ciyatt	0	1	0	1
FTC - CHS	0	1	0	1
Cortes, Jennifer	2	40	0	42
Dawes, Dominique	0	9	0	9
James, Aleah	0	14	0	14
Adoptions - CHS	2	63	0	65
Peralta, Joshua	37	0	0	37
Jones, Dane	0	28	0	28
TAYS - LSF	37	28	0	65
Porter, Ineisha	0	1	0	1
FTC - LSF	0	1	0	1
Collins, Sara	1	62	0	63
Hampton, Sharday	0	57	0	57
Adoptions - LSF	1	119	0	120
Metelus, Getro	5	22	2	29
Sandbrook, Mary	9	23	0	32
Vazquez, Roger	4	105	1	110
TAYS - OHU	18	150	3	171
Sherwood, Drake	0	1	0	1
FTC - OHU	0	1	0	1
Nettles, Markisha	20	4	0	24
Southall, Akeva	14	4	0	18
Ventura, Armando	2	2	1	5
Brody, Jessica	0	7	0	7
Adoptions - OHU	36	17	1	54
TAYS Total	91	199	3	293
FTC Total	0	2	0	2
Adoptions Total	39	199	1	239

Pri. = Primary - Sec. = Secondary - OOC = Out of County

Data Source: FSN Report - Children Active Receiving In-Home or Out-of-Home Services Daily Listing by District

*These OHU case managers contain caseloads that are over 65% OCS cases. On average an OCS case compares to 1.54 regular cases (i.e., 20 OCS cases approx. equals 13 regular cases).

Red = Supervisors, FTC Facilitators & Resigned CMs carrying cases Orange = Terminated Workers Carrying Caseloads in FSN

Healthcare Information (Medical, Dental, Immunization, and Psychotropic Medications)

Data Entered Into FSFN for Children in Out-of-Home Care

Health Information in FSFN for Children in OHC as of 03/09/2025

Agency	# of Children in OHC	% With a Medical Record in FSFN	% With Medical Service in last 12 Months	% With Dental Service in Last 7 months	% with Immunizations Up to Date
CHS	323	100.0%	91.3%	77.6%	81.4%
LSF	406	100.0%	96.6%	87.9%	91.6%
OHU	373	100.0%	95.4%	84.5%	91.4%
HFC	1102	100.0%	94.6%	83.4%	88.6%
Statewide	15273	99.9%	93.7%	84.3%	76.9%

Source: FSFN report 1009 "Source: "Healthcare Service Information for OHC"

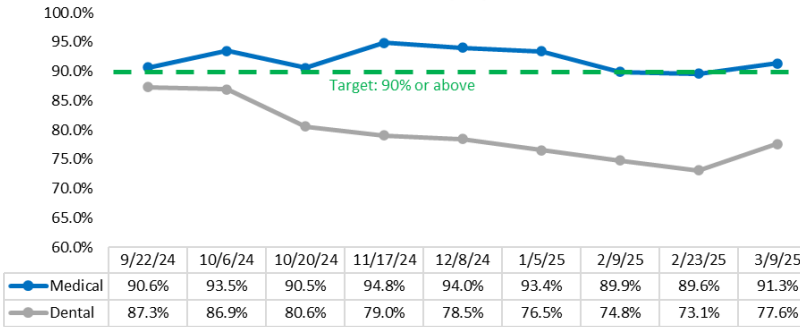
Health Information in FSFN as of 03/09/2025

Agency	# of Missing Medical Records	# of Medical Appointments Needing Update	# of Dental Appointments Needing Update	# of Immunization Needing Update
CHS	0	28	54	60
LSF	0	14	30	34
OHU	0	17	40	32
HFC	0	59	124	126
Statewide	12	969	1669	3530

Source: "Healthcare Service Information for OHC - Report 1009"

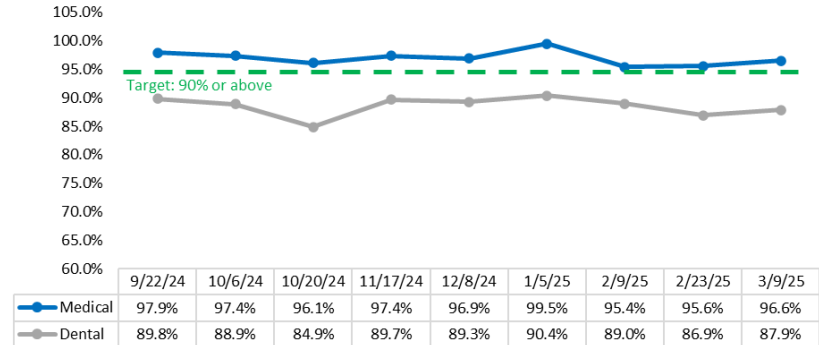
CHS Percent of Active Primary Children in OHC with

Medical Service in Last 12 Months & Dental Service in Last 7 Months
Data as of 03/09/2025



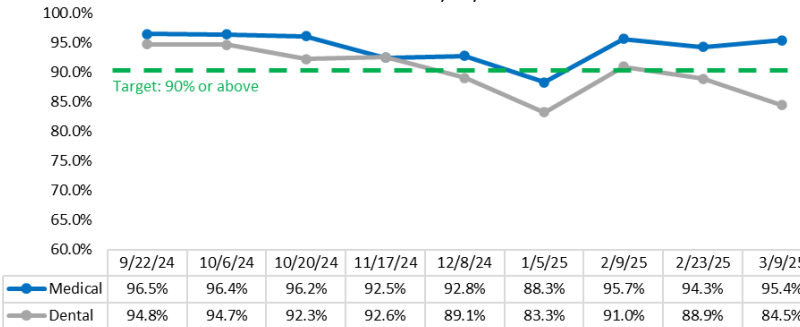
LSF Percent of Active Primary Children in OHC with

Medical Service in Last 12 Months & Dental Service in Last 7 Months
Data as of 03/09/2025



OHU Percent of Active Primary Children in OHC with

Medical Service in Last 12 Months & Dental Service in Last 7 Months
Data as of 03/09/2025



Psychotropic Medications

Children with Psychotropic Medications Prescriptions

Heartland For Children
Number of Children in Out-of-Home Care with at Least one Psyc. Medication
and Percent of Children w/ a Valid Consent
Data as of 03/09/2025

Agency	All Children in OHC	% of Children in OHC w/ Psyc Meds	All Children with Psyc Meds	# of children w/ a current parent or court order	% w/ a current parent or court order
CHS	341	12.9%	44	43	97.7%
LSF	417	9.4%	39	38	97.4%
OHU	380	8.9%	34	34	100.0%
HFC	1,142	10.2%	117	115	98.3%
DCF	2	0.0%	0	0	0.0%
Statewide	16,254	15.0%	2,440	2,416	99.0%

Source: Children in OHC with One or More Current Prescriptions for a Psychotropic Medication, Ages 0 to 17 - #1002

Source: Children and Young Adults in Out-of-Home Care or Receiving In-Home Services Listing - #1077

Valid = Children with a parent consent and the parents are TPR'd are not considered valid consents

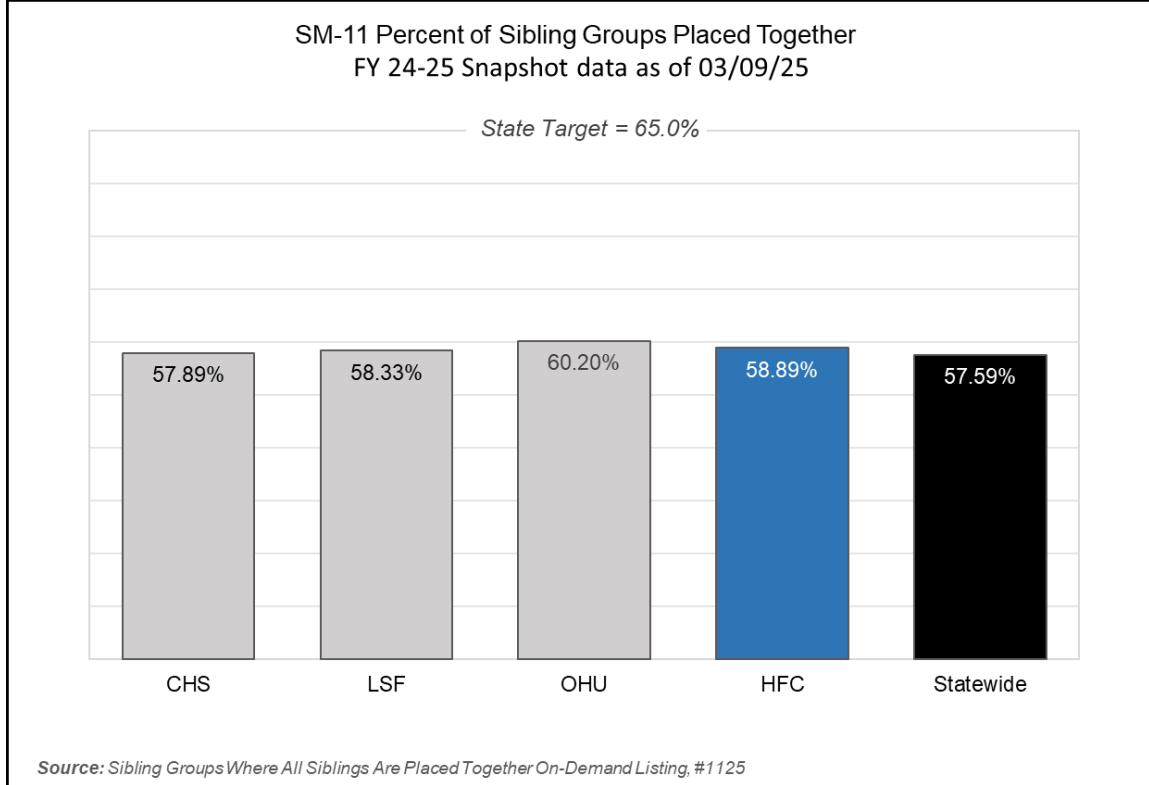
Scorecard Measure 11 – Separated Siblings

SM11 - Percentage of sibling groups in out-of-home care where all siblings are placed together – Target = 65.0%

SM11 - Percent of Sibling Groups Placed Together FY 24-25 Snapshot data as of March 09, 2025			
Agency	Number of Cases w/ Siblings Together	Total Cases Sibling Groups	Percent of Siblings Placed Together
CHS	44	76	57.89%
LSF	56	96	58.33%
OHU	59	98	60.20%
HFC	159	270	58.89%
Statewide	2,129	3,697	57.59%

Source: Sibling Groups Where All Siblings Are Placed Together On-Demand Listing, #1125

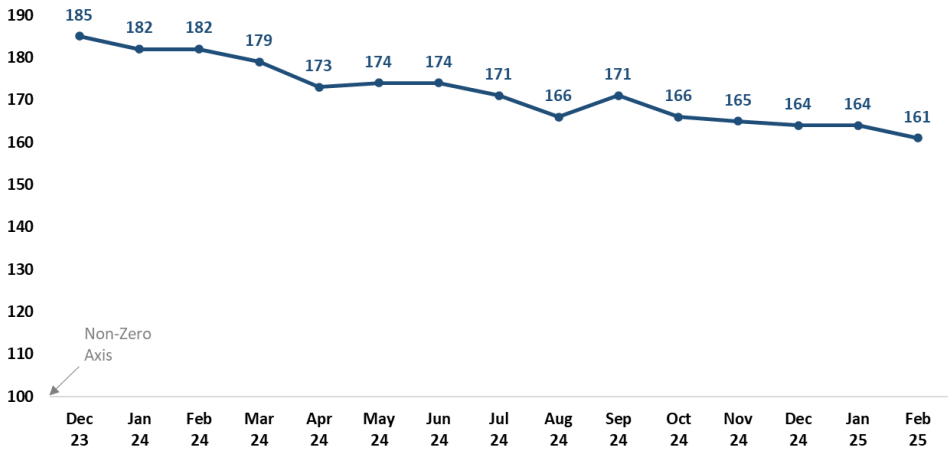
Number of sibling groups to achieve SM11 target – 28 Sibling Groups



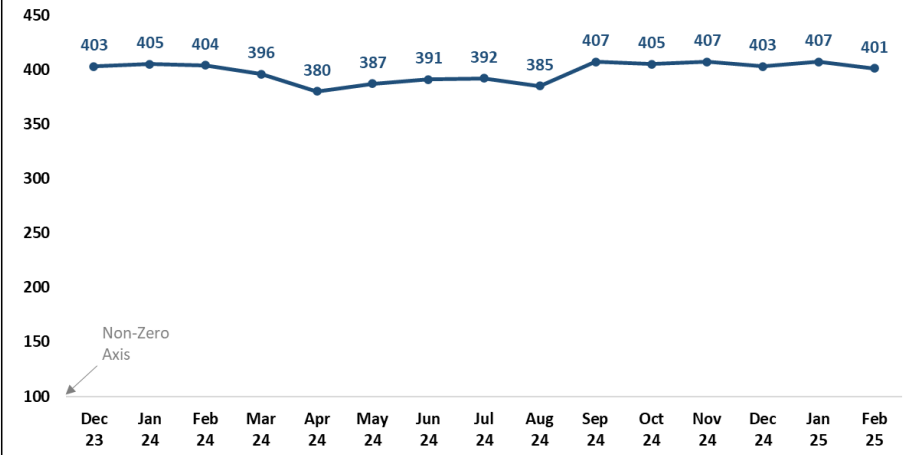
Trends for Foster Parent Recruitment

Number of Foster Homes and Foster Bed Capacity
Percent of Foster Home Utilization and Teen Placement in a Foster Home

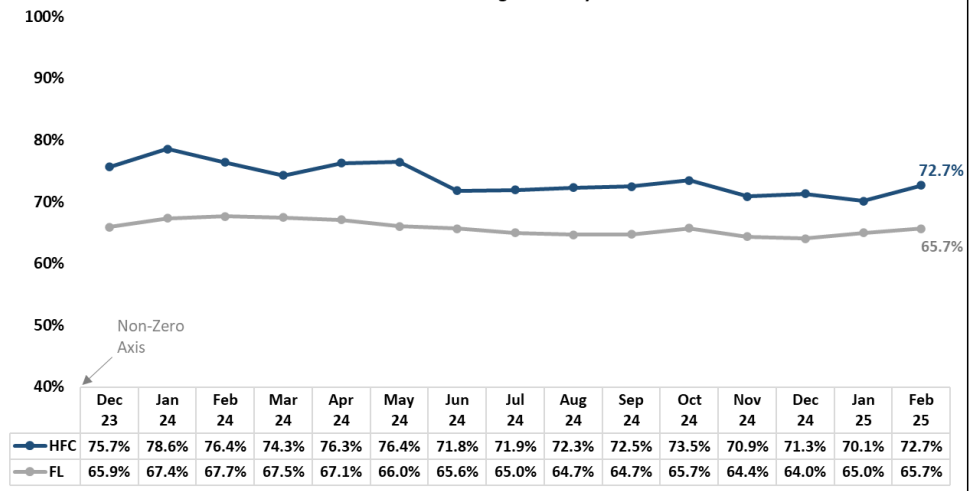
Heartland for Children
Number of Foster *Homes* - Months End Snapshot
Last 15 Months through February 2025



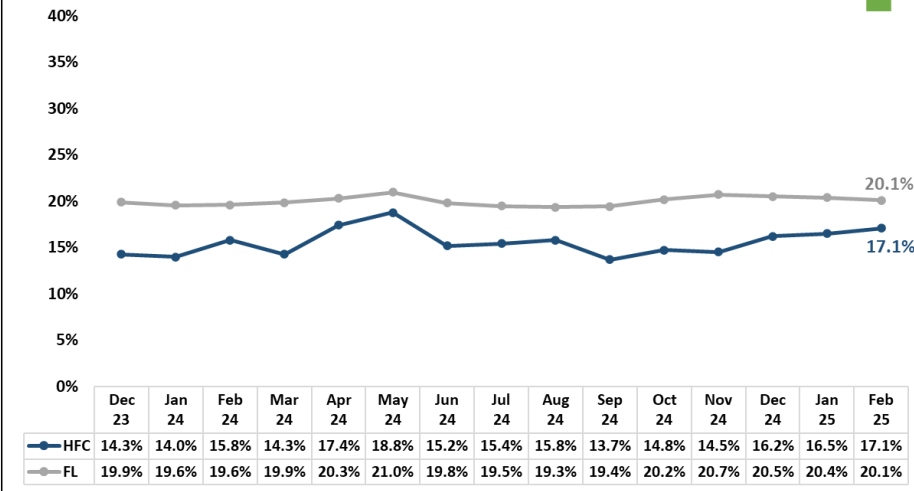
Heartland for Children
Number of Foster *Beds* - Months End Snapshot
Last 15 Months through February 2025



Heartland for Children
Percent of Foster Homes Utilized (w/a Placement)
Last 15 Months through February 2025



Heartland for Children
Percent of Foster Homes w/a Teen Placement
Last 15 Months through February 2025



Missing Children in Out of Home Care

Children currently missing or recovered while in OHC

Heartland for Children Children in OHC who are Missing or Now Recovered 3/9/2025					
	Current Missing	Late Reports	Late ATL	Recoveries	Late Debriefs
CHS	1	0	0	1	0
LSF	1	0	0	0	0
OHU	1	0	0	0	0
CPI	0	0	0	2	0
Total	3	0	0	3	0
<i>Source: HFC MCR Tracking Log</i>			<i>ATL = Attempts to Locate</i>		

In-Home Safety Plan Management

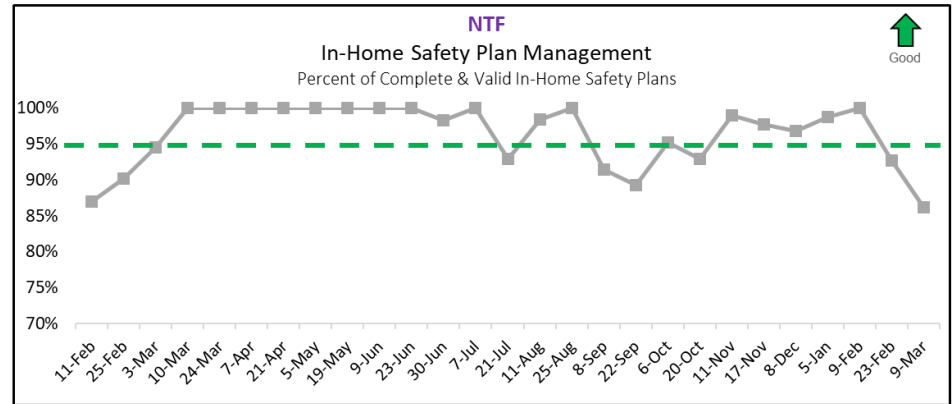
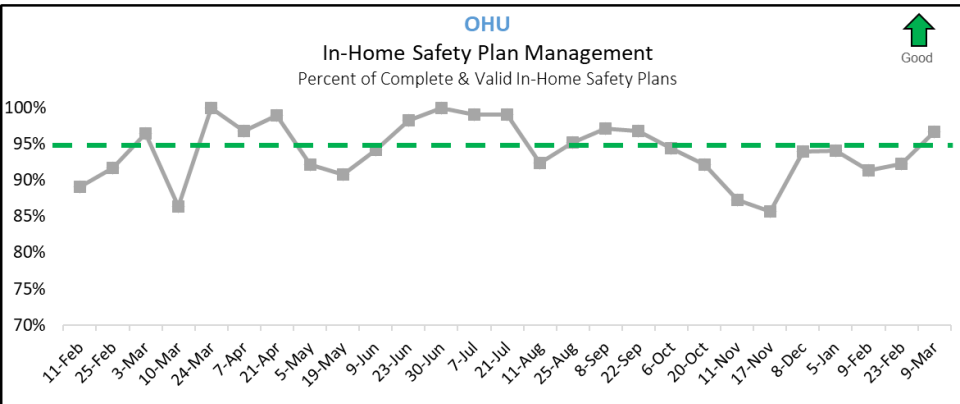
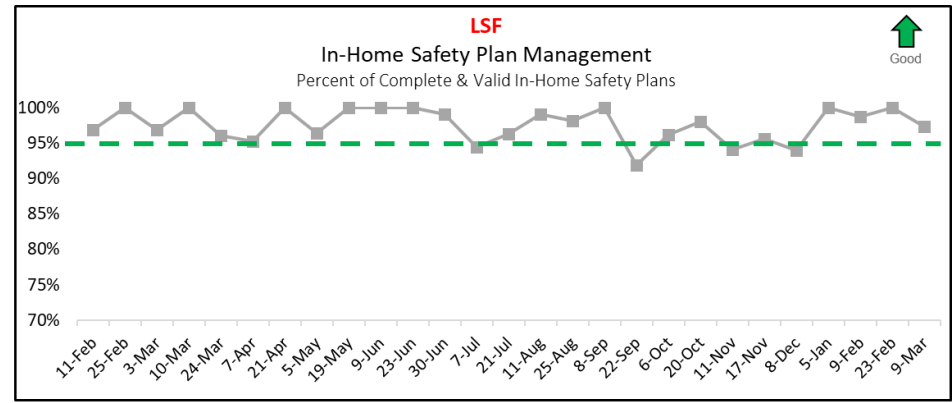
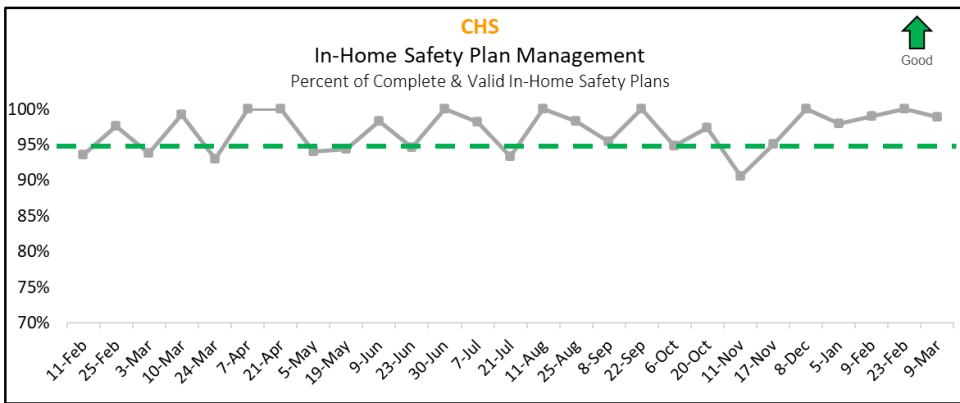
Percent of Completed In-Home Safety Plans under 180 Effective Days – Target: **95.0%**

In-Home Safety Plan Management				
Percent of <u>Completed</u> In-Home Safety Plans under 180 <u>Effective</u> Days				
Data as of 03/09/2025				
Agency	No -or- Expired Safety Plans	Complete & Valid Safety Plans	Total Required Safety Plans	Percentage Complete
CHS	1	93	94	98.9%
LSF	2	71	73	97.3%
OHU	3	88	91	96.7%
NTF	8	50	58	86.2%
HFC Total*	14	302	316	95.57%
Statewide	337	6369	6706	94.97%

Source Report: Case Management Safety Management Listing - OCWDRU Report #1301
Target of 95%

Of the 302 completed safety plans, 31 will expire in the next 30 or 60 days			
Agency	Expires in 30 Days	Expires in 60 Days	Total
CHS	7	8	15
LSF	9	4	13
OHU	0	3	3
NTF	0	0	0
HFC Total	16	15	31

Source report 1301 'Case Management Safety Management Listing' - Data as of 03/09/2025



Child Placement Agreement Errors

Active CPA's with errors and non-active CPA's needing closure.

Child Placement Agreement Errors								
Data as of 03/09/2025								
The 12 active CPA's with errors contain the 13 total errors.								
Agency	Total CPA's Needing Correction	Non-Active CPA's Needing Closure	Total Active CPA's not Completed	New CPA Needed	Need to Upload Signed Agreement	Need Supervisor Approval	No Provider Listed	Total Errors
CHS	8	0	8	3	5	1		9
LSF	4	0	4	2		1	1	4
OHU	0	0	0					0
Total	12	0	12	5	5	2	1	13

Source: FSFN - Child Placement Agreement Status for Children in Out-of-Home Care On-Demand Listing - OCWDRU Report #1256
Criteria: Children with a CPA Effective Date.

Percent of Children with an Active Completed CPA			
Data as of 03/09/2025			
Agency	Total Active CPA's	CPA's Fully Completed	% of Completed CPA's
CHS	40	32	80%
LSF	22	18	82%
OHU	8	8	100%
Total	70	58	83%

Source: FSFN - Child Placement Agreement Status - OCWDRU Report #1256
Criteria: Children with an CPA Effective Date.

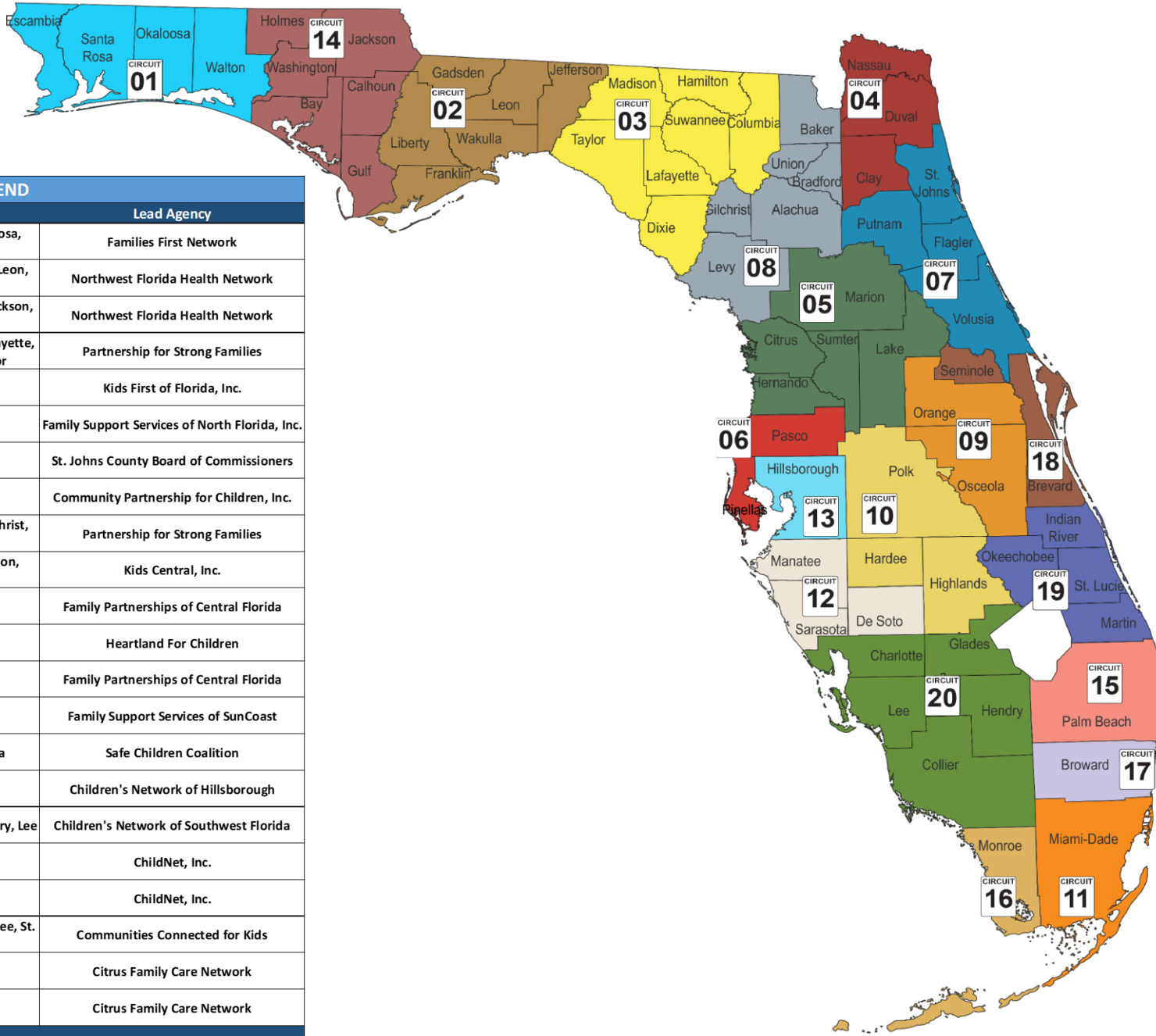
Unified Home Studies – Approval Status

Cases with a Pending or No UHS – 45+ Days Past Due; Data-as-of: 03/10/2025

Relative / Non-Relative Unified Home Study Approval Status			
45 Days since Case Transfer - <u>Past Due</u>			
Agency	# of UHS	Status - Pending	Status - No UHS
CHS	6	4	2
LSF	2	1	1
OHU	7	4	3
Total	15	9	6



Community Based Care Lead Agency Map



LEGEND

Circuit	Region	Counties	Lead Agency
1	North West	Escambia, Okaloosa, Santa Rosa, Walton	Families First Network
2		Franklin, Gadsden, Jefferson, Leon, Liberty, Wakulla	Northwest Florida Health Network
14		Bay, Calhoun, Gulf, Holmes, Jackson, Washington	Northwest Florida Health Network
3	North East	Columbia, Dixie, Hamilton, Lafayette, Madison, Suwannee, Taylor	Partnership for Strong Families
4		Clay	Kids First of Florida, Inc.
4		Duval, Nassau	Family Support Services of North Florida, Inc.
7		St. Johns	St. Johns County Board of Commissioners
7		Flagler, Putnam, Volusia	Community Partnership for Children, Inc.
8	Central	Alachua, Baker, Bradford, Gilchrist, Levy, Union	Partnership for Strong Families
5		Citrus, Hernando, Lake, Marion, Sumter	Kids Central, Inc.
9		Orange, Osceola	Family Partnerships of Central Florida
10		Hardee, Highlands, Polk	Heartland For Children
18		Seminole, Brevard	Family Partnerships of Central Florida
6		Pasco, Pinellas	Family Support Services of SunCoast
12		DeSoto, Manatee, Sarasota	Safe Children Coalition
13	Sun Coast	Hillsborough	Children's Network of Hillsborough
20		Charlotte, Collier, Glades, Hendry, Lee	Children's Network of Southwest Florida
15		Palm Beach	ChildNet, Inc.
17	South East	Broward	ChildNet, Inc.
19		Indian River, Martin, Okeechobee, St. Lucie	Communities Connected for Kids
11	Southern	Miami-Dade	Citrus Family Care Network
16		Monroe	Citrus Family Care Network

DATES FOR MARCH

- **Social Work Professionals Month**
- **3/15 – Loop the Lake 5K**
<https://runsignup.com/Race/FL/Lakeland/LoopTheLake2025>
- **3/18 – World Social Work Day**

SAFETY RESOURCES

Internet Safety and Tips

- [Information, Advice and Support to Keep Children Safe Online \(internetmatters.org\)](#)
- [NetSmartz Home \(missingkids.org\)](#)

Safe Sleep

- www.ounce.org/safe_sleep.html

Swim Safety Tips

- Pool Party Water Safety Tips: bit.ly/41UoFcY
- Water Safety Tips: ounce.org/water_safety.html
- nhtsa.gov/campaign/heatstroke

COMMUNITY RESOURCES

Good Shepherd Hospice Grief Support Programs

<https://www.chaptershealth.org/care-support/grief-services/>

Polk County Free Things To Do

<https://lakelandmom.com/free-things-to-do-in-lakeland/>

Polk Plays

- Does your child use a school readiness voucher through the Early Learning Coalition of Polk County?
- Are you a Polk County resident with an EBT SNAP card?

If you answer yes to EITHER of these questions, you can receive a FREE one-year membership to Florida Children's Museum. Membership includes all members of your household. Learn more and sign up at polkplays.org

Solo Parent

This FREE program is designed to empower single parents by unlocking their emotional, spiritual, and physical potential. Learn more: <https://soloparent.org/florida>

Free Books for Children 0-5

wcf.org/dolly-partons-imagination-library/

United Way's 211

Call 211 or visit 211.org

Getting free confidential help for needs such as food, housing, employment, utilities, mental health and much more is just a text, call, or click away.

ECHO Ministries

Help provide tangible needs to children in foster, adoptive, relative and non-relative care. To Donate: ECHO Distribution Center every Wednesday from 9AM-12PM at 3625 Century Blvd Unit 1A, Lakeland, FL. <https://www.echoministriesflorida.net/>

Find Help (Previously Aunt Bertha)

<https://www.findhelp.org/>

Find local resources for food, health, housing, employment programs & other community resources in seconds.

FREE Tax Prep

<https://myfreetaxes.com/>

HOPE FLORIDA

A PATHWAY TO PROSPERITY

Call 850-300-HOPE

myflfamilies.com/services/hope-florida

Services offered by Hope Navigators:

- Identifying goals and barriers
- Referrals to local, community-based partners
- One-on-one support to develop a plan to achieve economic-self sufficiency

Autism/ASD Support Group

Last Friday of each month 10AM-11:30AM

At Bonnet Springs Park in Lakeland
Childcare will be provided.

Please call (813) 455-2846 or email Efigueroa2@usf.edu to register.

Circuit 10 Children's Mental & Behavioral Health Resources

<https://sites.google.com/view/floridac10/mhbhresources/home>

On this site you will find:

- Heartland for Children's Parent Portal
- MyFloridaMyFamily Community Services
- Florida Mobile Response Team- 24/7 Crisis Assistance
- Florida Statewide Medicaid Managed Care
- Florida Association of Christian Child Caring Agencies
- Florida Network Short-term Residential Programs
- Center for Autism Related Disabilities (CARD)
- National Alliance on Mental Illness
- Post Adoption Support
- Zebra Coalition
- Central FL Behavioral Health Network
- Hope Florida – A Pathway to Prosperity

Food Distribution Schedule

Polk, Highlands and Hardee Counties Food Distribution Sites

wcf.org/initiatives/endhunger/schedule/

Healthy Families Florida

Family support and coaching program that helps parents provide the safe and stable environments children need for healthy growth and development. healthyfamiliesfla.org/programs_map.html

Domestic Violence Services

Peace River Center's Domestic Violence Program provides free, confidential services for individuals affected by domestic violence, sexual assault and human trafficking crimes, their family members and friends in Polk, Hardee and Highlands counties.

24-Hour Domestic Violence Crisis Lines

Hardee/Highlands 863.386.1167

Polk 863.413.2700

Victim Services Office Line 863.413.2708

Victim Services – Polk County 1860 South Crystal Lake Drive, Lakeland, FL 33801

Victim Services – Hardee/Highlands Counties

1570 Lakeview Drive, Sebring, FL 33870

HFC EVENTS

Foster Care Info Nights

Tuesday, March 4th at 6PM
Lake Wales Rec Center
1001 Burns Ave, Lake Wales

Monday, March 17th at 10AM
Unfiltered Bartow Coffee Shop
160 S Broadway Ave, Bartow

Monday, March 24th at 6PM
Virtual via Teams

Register: 863-519-8900 x 289

HFC's "Let's Talk About it" Podcast

where we provide education and resources for family matters in Polk, Highlands and Hardee Counties
[Apple Podcasts](#) / [Anchor](#) / [Spotify](#) / [YouTube](#)

POLK COUNTY

Free Trainings for Parents & Teachers

Early Learning Coalition of Polk County is hosting classes in multiple locations providing tools and resources and food. Space is limited.

Register here: <https://bit.ly/3AJqNz3>

Peer Recovery Center

Center for Behavioral Health Annex
1501 1st Street South, Winter Haven, FL 33880
Hours: Monday – Friday from 9AM-3PM

The center is a place for adults with a mental health diagnosis to receive education, support, resources and socialization.

Contact: (863) 293-1121 x 205789 for more info

Florida Children Museum

400 Bonnet Springs Blvd.
Lakeland, FL 33815
Contact: (863) 687-3869
<https://explorefcm.org>

Carol Jenkin Barnett United Way Resource Center

Offers weekly classes for children from infants through age 5 where parents and children will learn and socialize as they participate in fun, stimulating, developmental activities. These classes are FREE and a great opportunity to meet other moms and caregivers.

- Breast Feeding Support Group
- Autism/ASD Support Group
- Child Development Classes
- Free Tax Prep
- Healthcare Navigator
- Free Child Development Screenings (1st Wednesday and 3rd Monday each month)
- Infant Massage Classes

Location: 400 Bonnet Springs Blvd. Lakeland, FL 33815
<https://uwcf.org/resourcecenter/>

HIGHLANDS COUNTY

Swimming Lessons at YMCA

<http://www.highlandsymca.org/aquatics.htm>

Champion for Children

Provides child abuse and neglect prevention programs and early-intervention services to children and families in Highlands County.

Contact for more info about the documentary **RESILIENCE: The Biology of Stress and the Science of Hope** which talks about the connection between trauma and health.

Office: (863) 382-2905
<https://www.championforchildren.org/>

Children's Museum of the Highlands

Hands on Learning for Ages 1-12
Cost: \$8/per person (ages 1+) for all day play.
219 N Ridgewood Dr. Sebring, Florida
(863) 451-5385 (contact museum for updated hours)

Preservers of Life

Highlands County Community Nursing Organization
This organization provides prevention healthcare and helps businesses and individuals integrate holistic health and wellness practices.

Kasey Pacheco, Community Nurse Collaborator
Kasey@preserversoflife.com | (863) 420-5255

FREE GED Prep & ESOL Classes

South Florida State College is offering free classes for adults in Highlands and Hardee Counties to improve adult literacy.
Contact: Sari Crews
863-784-7473 | sari.crews@southflorida.edu
<https://www.southflorida.edu/future-students/general-educational-development-program-ged>

HARDEE COUNTY

Hardee County Swimming Resources

[Swim Lessons | Florida Department of Health in Hardee \(floridahealth.gov\)](#)

Hardee Help Center

A Christ-centered community service organization bringing hope & healing to Hardee County families in difficult seasons of life.
713 E Bay Street Wauchula, FL 33873
Contact: info@hardeehelpcenter.com | 863-773-0034

Visit Hardee

Website for upcoming events, community updates and resources: <https://www.visithardee.com/events>

FREE GED Prep & ESOL Classes

South Florida State College is offering free classes for adults in Highlands and Hardee Counties to improve adult literacy.
Contact: Sari Crews
863-784-7473 | sari.crews@southflorida.edu
<https://www.southflorida.edu/future-students/general-educational-development-program-ged>