

# Performance & Quality Improvement (PQI) Report

Data for week ended Sunday, January 20, 2025



## Mission

Improving safety, permanency and well-being for all children in Polk, Highlands, and Hardee Counties

## Vision

To eliminate child abuse and neglect in Polk, Highlands, and Hardee Counties



# Community Based Care Lead Agency Scorecard

FY 24-25, Quarter 2 Performance

CBC Lead Agency Scorecard Performance Table	Safety	Permanency	Permanency	Permanency	Permanency	Safety	Safety	Well-Being	Permanency	Permanency	Permanency
Measures	1. Children with no recurrence of verified maltreatment within 12 months of a prior verified maltreatment	2.Children achieving permanency within 12 months of entering care.	3. Children achieving permanency within 12 months for children in Out-of-home care between 12 and 23 months.	4. Children achieving permanency within 12 months for children in out-of-home care for 24 months or more	5. Children who do not re-enter foster care within 12 months of moving to a permanent home.	6. Rate of children not abused or neglected while in out-of-home care.	7. Percent of children not abused or neglected while receiving in-home services.	8. Percent of children under supervision who are seen every 30 days.	9. Rate of children's placement moves per 1,000 days in foster care.	10. Percent of children placed with relatives or nonrelatives.	11. Percent of sibling groups where all siblings are placed together.
Quarterly Scheduled FSFN Listing Report #	1229	1159	1160	1237	1162	1272	1156	1158	1161	1325	1166
Standard	90.3%	35.2%	43.8%	37.9%	94.4%	< 9.07	95.0%	99.5%	< 4.50	60.0%	65.0%
Reporting Period	10/01/22 to 09/30/23	01/01/23 to 12/31/23	01/01/24	01/01/24	01/01/22 to 12/31/22	10/01/23 to 09/30/24	10/01/23 to 09/30/24	01/01/24	01/01/24	12/31/24	12/31/24
ChildNet-Broward	93.68%	35.82%	56.13%	34.71%	94.97%	6.45	96.60%	99.75%	4.04	52.01%	62.24%
ChildNet-Palm Beach	95.13%	41.99%	61.06%	38.30%	92.27%	4.88	96.87%	99.86%	3.47	51.32%	65.87%
Childrens Network of SW Florida	95.47%	44.22%	63.12%	53.15%	94.47%	4.46	97.58%	99.92%	5.78	51.62%	62.43%
Childrens Network-Hillsborough	93.41%	19.36%	40.76%	47.80%	96.60%	5.07	97.72%	99.61%	4.71	51.74%	56.35%
Citrus Health Network	94.72%	21.76%	46.69%	41.38%	89.78%	5.95	98.54%	99.82%	5.30	50.83%	63.57%
Communities Connected for Kids	91.28%	34.74%	63.64%	43.55%	92.91%	12.49	95.37%	99.96%	4.12	51.46%	66.25%
Community Partnership for Children	95.11%	25.37%	60.82%	45.49%	93.98%	6.21	97.72%	99.82%	4.05	40.90%	51.64%
Family Integrity Program	95.81%	30.30%	62.50%	58.33%	87.50%	11.02	96.94%	99.85%	3.48	53.66%	66.67%
Family Partnerships of Central Florida	93.65%	24.69%	51.03%	50.22%	91.16%	7.73	95.32%	99.57%	3.88	53.23%	56.09%
Family Support Services of North Fla	95.66%	25.79%	56.82%	42.39%	95.05%	3.70	97.92%	99.68%	5.15	40.06%	43.50%
FSS Suncoast	94.69%	32.29%	50.52%	51.56%	92.93%	4.53	95.10%	99.77%	4.29	42.83%	56.63%
<b>Heartland for Children</b>	<b>93.84%</b>	<b>36.69%</b>	<b>44.74%</b>	<b>46.58%</b>	<b>95.24%</b>	<b>3.87</b>	<b>97.65%</b>	<b>99.80%</b>	<b>3.20</b>	<b>65.25%</b>	<b>57.95%</b>
Kids Central, Inc.	95.98%	27.12%	38.99%	40.57%	89.36%	3.70	96.99%	99.52%	7.30	54.43%	62.17%
Kids First of Florida, Inc.	96.15%	25.68%	53.85%	46.00%	100.00%	3.31	100.00%	99.62%	3.82	52.63%	47.50%
NWF Health Network - East	92.80%	36.85%	49.79%	51.40%	92.64%	5.65	96.39%	99.88%	4.87	53.36%	59.75%
NWF Health Network - West	91.42%	31.76%	54.30%	49.81%	92.70%	9.03	94.44%	99.83%	6.48	48.58%	53.94%
Partnership for Strong Families	94.91%	26.63%	57.31%	50.20%	93.75%	6.06	96.91%	99.68%	4.02	48.79%	52.35%
Safe Children Coalition	95.06%	35.10%	57.59%	47.40%	89.37%	6.81	97.61%	99.59%	4.02	54.75%	65.25%
Statewide	<b>94.03%</b>	<b>30.74%</b>	<b>51.40%</b>	<b>46.91%</b>	<b>92.85%</b>	<b>5.76</b>	<b>96.74%</b>	<b>99.10%</b>	<b>4.77</b>	<b>51.20%</b>	<b>58.16%</b>

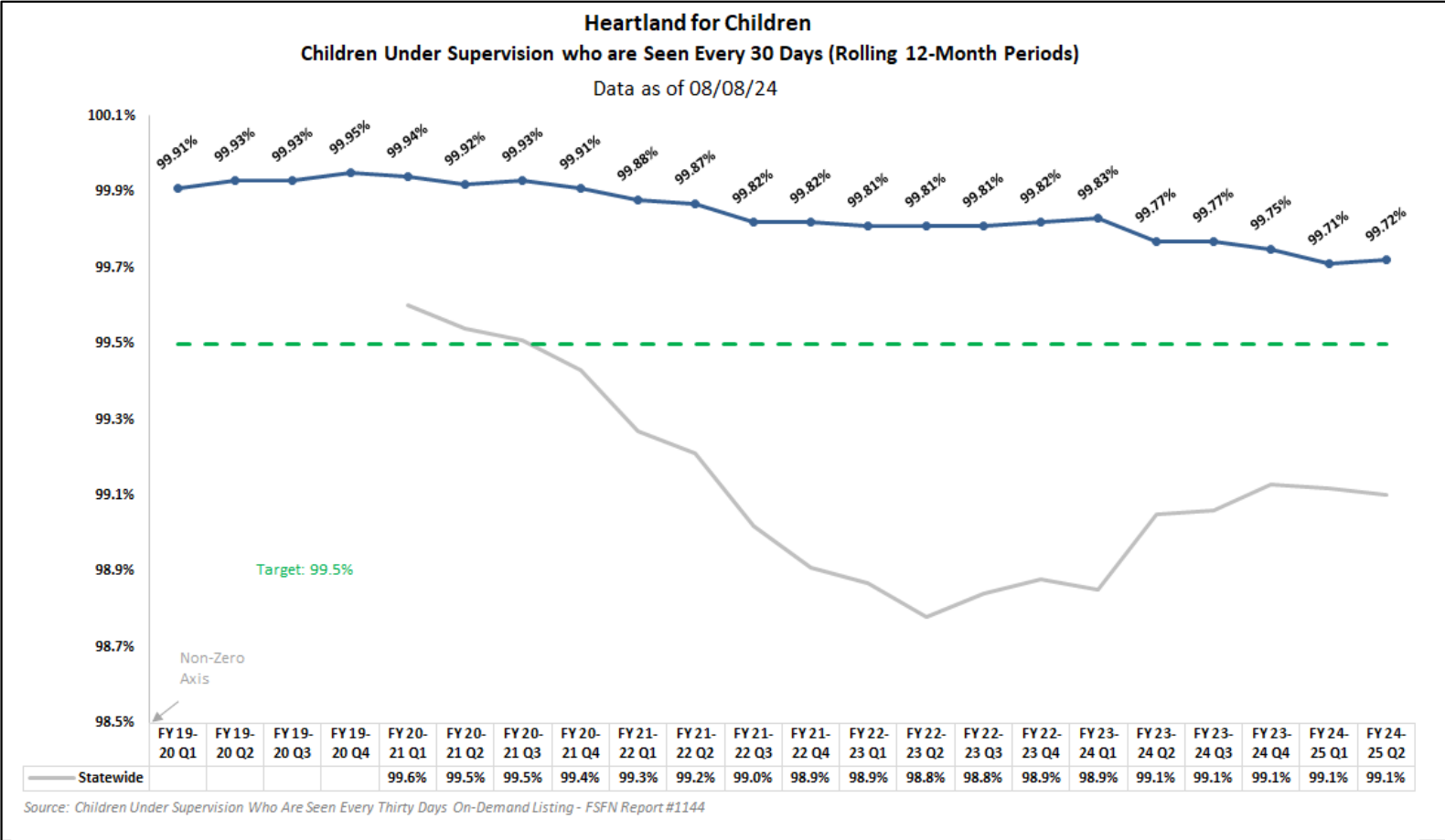
# Contract Measure – Children Seen Every Thirty Days

Percent of children under supervision who are required to be seen every 30 days – Target = 99.5%

## Current Month

Scorecard Measure #4 - Children Under Supervision Who Are Seen Every Thirty Days		
January 2025 as of 01/20/2025		
Report Date Range: 01/01/2025 to 01/31/2025		
Agency	# of Children <b>Not</b> seen in 30 days	% of Children seen timely
CHS	5	99.74% ★
LSF	0	100.00% ★
OHU	2	99.81% ★
NTF	1	99.78% ★
HFC	8	99.84% ★
<b>Statewide</b>		<b>99.81%</b>

*Source Monthly: "Children Under Supervision Who Are Seen Every Thirty Days - Report #1144"*  
Target of 99.5%



# Monthly Birth Parent Contacts

Target = 70% Mothers and 50% Fathers - seen monthly

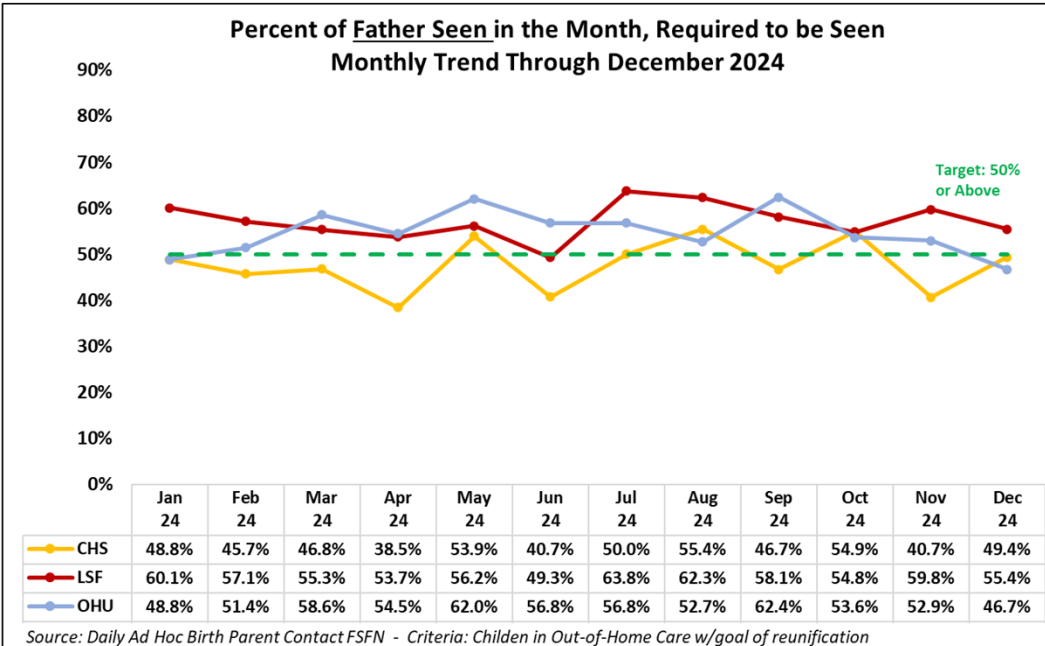
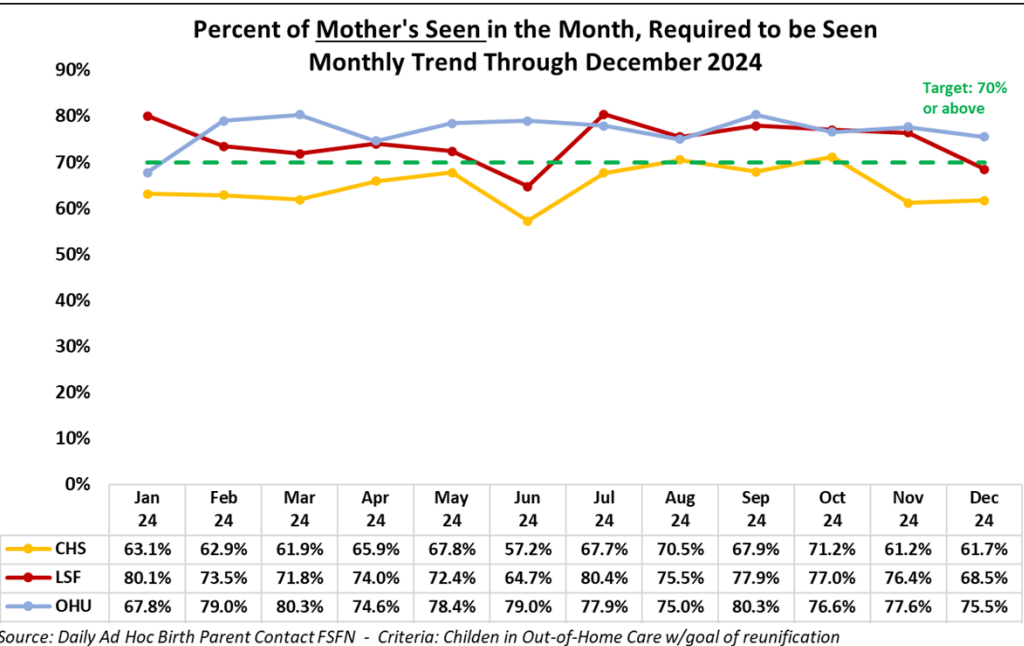
Current  
Month

Birth Parent Contact Completed						
January 2025 as of 01/20/2025 (Point in Time)						
AGENCY	# Moms Required	# Moms Completed	Mom % Completed	# Dads Required	# Dads Completed	Dad % Completed
CHS	115	45	39.1%	85	23	27.1%
LSF	138	59	42.8%	98	31	31.6%
OHU	152	51	33.6%	105	12	11.4%
<b>TOTAL</b>	<b>405</b>	<b>155</b>	<b>38.3%</b>	<b>288</b>	<b>66</b>	<b>22.9%</b>

Criteria: Childen in Out-of-Home Care w/goal of reunification  
 Source: Daily Ad Hoc Birth Parent Contact FSFN

Mothers Seen Target: 70%  
 Fathers Seen Target: 50%

- **Mother Contact**, Target is 70% or above
- **Father Contact**, Target is 50% or above





# Case Transfer Staffing Data

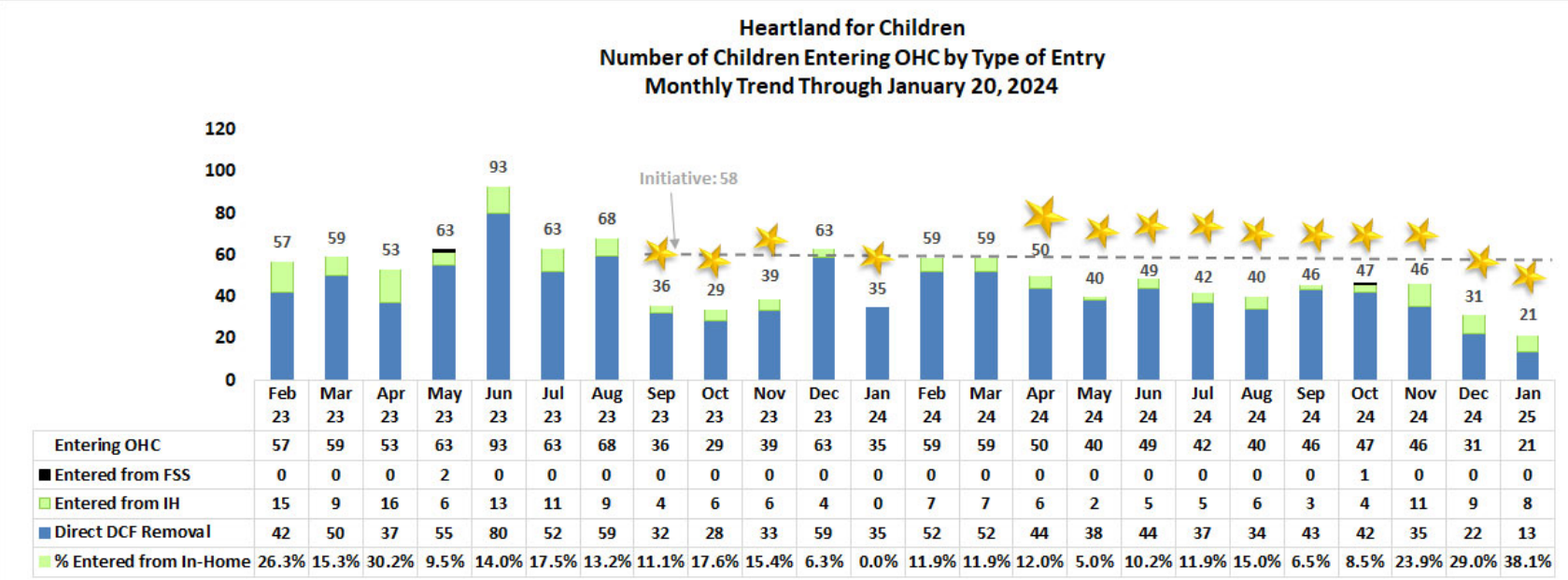
Case Transfer Data For Fiscal Year 2023/24 - Data as of 01/05/2025

	JUL	AUG	SEPT	OCT	NOV	DEC	JAN	FEB	MAR	APR	MAY	JUN	24-25 Totals	23-24 Totals	22-23 Totals	21-22 Totals	20-21 Totals	19-20 Totals
<b>Number of Children</b>																		
CHS	17	13	6	17	10	3	0	0	0	0	0	0	66	204	347	358	426	414
LSF	14	20	25	13	12	13	0	0	0	0	0	0	97	212	401	355	443	439
NTF	29	14	27	30	14	10	0	0	0	0	0	0	124	185	0	0	0	0
OHU Polk	2	21	3	4	10	1	0	0	0	0	0	0	41	78	141	147	162	177
One Hope	28	27	30	30	16	4	0	0	0	0	0	0	135	479	439	503	550	518
<b>Total</b>	<b>90</b>	<b>95</b>	<b>91</b>	<b>94</b>	<b>62</b>	<b>31</b>	<b>0</b>	<b>0</b>	<b>0</b>	<b>0</b>	<b>0</b>	<b>0</b>	<b>463</b>	<b>1158</b>	<b>1328</b>	<b>1363</b>	<b>1581</b>	<b>1548</b>
<b>Out of Home Care</b>																		
CHS	13	12	3	17	10	2	0	0	0	0	0	0	57	141	229	200	220	240
LSF	10	12	14	12	12	12	0	0	0	0	0	0	72	151	237	188	267	253
OHU Polk	2	15	3	4	3	1	0	0	0	0	0	0	28	47	98	103	75	91
One Hope	2	0	7	10	2	2	0	0	0	0	0	0	23	164	102	113	150	106
<b>Total</b>	<b>27</b>	<b>39</b>	<b>27</b>	<b>43</b>	<b>27</b>	<b>17</b>	<b>0</b>	<b>0</b>	<b>0</b>	<b>0</b>	<b>0</b>	<b>0</b>	<b>180</b>	<b>503</b>	<b>666</b>	<b>604</b>	<b>712</b>	<b>690</b>
<b>IN - HOME JUDICIAL</b>																		
CHS	0	0	0	0	0	0	0	0	0	0	0	0	0	17	10	4	17	38
LSF	0	6	6	0	0	1	0	0	0	0	0	0	13	9	10	16	23	40
OHU Polk	0	1	0	0	0	0	0	0	0	0	0	0	1	7	0	2	10	40
One Hope	0	0	0	0	0	0	0	0	0	0	0	0	0	8	6	6	4	8
<b>Total</b>	<b>0</b>	<b>7</b>	<b>6</b>	<b>0</b>	<b>0</b>	<b>1</b>	<b>0</b>	<b>0</b>	<b>0</b>	<b>0</b>	<b>0</b>	<b>0</b>	<b>14</b>	<b>49</b>	<b>27</b>	<b>28</b>	<b>54</b>	<b>126</b>

	JUL	AUG	SEPT	OCT	NOV	DEC	JAN	FEB	MAR	APR	MAY	JUN	24-25 Totals	23-24 Totals	22-23 Totals	21-22 Totals	20-21 Totals	19-20 Totals
<b>NON-JUDICIAL IN HOME SERVICES</b>																		
CHS	0	0	0	0	0	0	0	0	0	0	0	0	0	12	85	116	136	90
LSF	0	0	0	0	0	0	0	0	0	0	0	0	0	16	98	95	97	112
NTF	29	21	27	30	12	10	0	0	0	0	0	0	129	173	0	0	0	0
OHU Polk	0	0	0	0	0	0	0	0	0	0	0	0	0	7	25	31	65	31
One Hope	0	0	0	0	0	0	0	0	0	0	0	0	0	0	53	35	45	32
<b>Total</b>	<b>29</b>	<b>21</b>	<b>27</b>	<b>30</b>	<b>12</b>	<b>10</b>	<b>0</b>	<b>0</b>	<b>0</b>	<b>0</b>	<b>0</b>	<b>0</b>	<b>129</b>	<b>208</b>	<b>261</b>	<b>277</b>	<b>343</b>	<b>265</b>
<b>OCS / ICPC Courtesy Supervision</b>																		
CHS	0	0	0	0	0	0	0	0	0	0	0	0	0	0	0	0	0	0
LSF	0	0	0	0	0	0	0	0	0	0	0	0	0	0	0	0	2	0
NTF	0	0	0	0	2	0	0	0	0	0	0	0	2					
OHU Polk	0	0	0	0	0	0	0	0	0	0	0	0	0	0	0	0	0	0
One Hope	24	25	23	18	14	0	0	0	0	0	0	0	104	292	270	338	351	360
<b>Total</b>	<b>24</b>	<b>25</b>	<b>23</b>	<b>18</b>	<b>16</b>	<b>0</b>	<b>0</b>	<b>0</b>	<b>0</b>	<b>0</b>	<b>0</b>	<b>0</b>	<b>106</b>	<b>292</b>	<b>270</b>	<b>338</b>	<b>353</b>	<b>360</b>
<b>Reinstatement of Protective Services Supervision (Notice of Hearings)</b>																		
CHS	0	0	3	0	0	0	0	0	0	0	0	0	3	17	17	17	26	8
LSF	3	0	3	0	0	0	0	0	0	0	0	0	6	12	35	46	36	10
OHU Polk	0	0	0	0	0	0	0	0	0	0	0	0	0	8	1	2	7	8
One Hope	1	0	0	0	0	0	0	0	0	0	0	0	1	4	4	0	0	0
<b>Total</b>	<b>4</b>	<b>0</b>	<b>6</b>	<b>0</b>	<b>0</b>	<b>0</b>	<b>0</b>	<b>0</b>	<b>0</b>	<b>0</b>	<b>0</b>	<b>0</b>	<b>10</b>	<b>41</b>	<b>57</b>	<b>65</b>	<b>69</b>	<b>26</b>

## Children Entering Out of Home Care

The percentage of cases that were converted from non-judicial to judicial for the previous month



Source: FSN Report - Children Entering and Exiting Foster Care On-Demand Listing - OCWDRU Report #1182, Excluding Children 18 and Over Excluding aged 18+ and IL initial placements

# Children Re-Entering Out-of-Home Care

Number of Children in a Recent Removal Episode Who Have Had a Prior Reunification or Permanent Guardianship

Re-Entry  
into OHC  
Last 2  
Weeks

*No new re-entry into OHC entered into FSFN in the current reporting period.*

Source: FSFN Data Warehouse Ad Hoc Report,

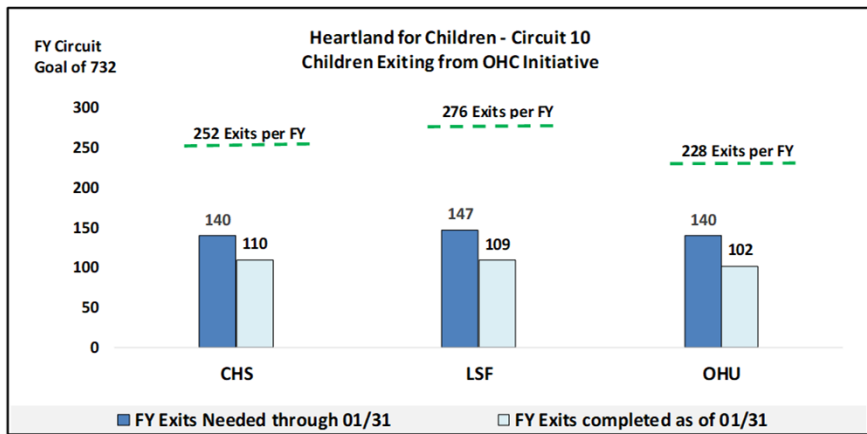
## Scorecard Measures 5 – Children Who Do Not Re-Enter into OHC after Achieving Permanency

SM05 - Percent of children exiting care to a permanent home within 12 months of entering care – **Target = 94.4% or Greater**

FY 24/25  
Contract Measure – Target = 94%

FY 24/25 as of 01/05/2025			
Children Who Do <u>Not</u> Re-Enter Care within 12 Months for Children Achieving Permanency July 2023 - June 2024			
Agency	Maintained No Removal Episode	Total Children Permanency w/in 1 year	Percentage Permanency Maintained
CHS	85	92	92.39%
LSF	87	87	100.00%
OHU	69	73	94.52%
<b>HFC Total</b>	<b>242</b>	<b>253</b>	<b>95.65%</b>
<b>Statewide</b>	<b>2,610</b>	<b>2,792</b>	<b>93.48%</b>

Source: Children Who Do Not Re-Enter Foster Care within Twelve (12) Months of Moving to a Permanent Home On-Demand Listing, Report #1100



Children Exiting Out-of-Home Care as of 01/20/2025

Green: Month's CMO or Circuit reached their monthly exits

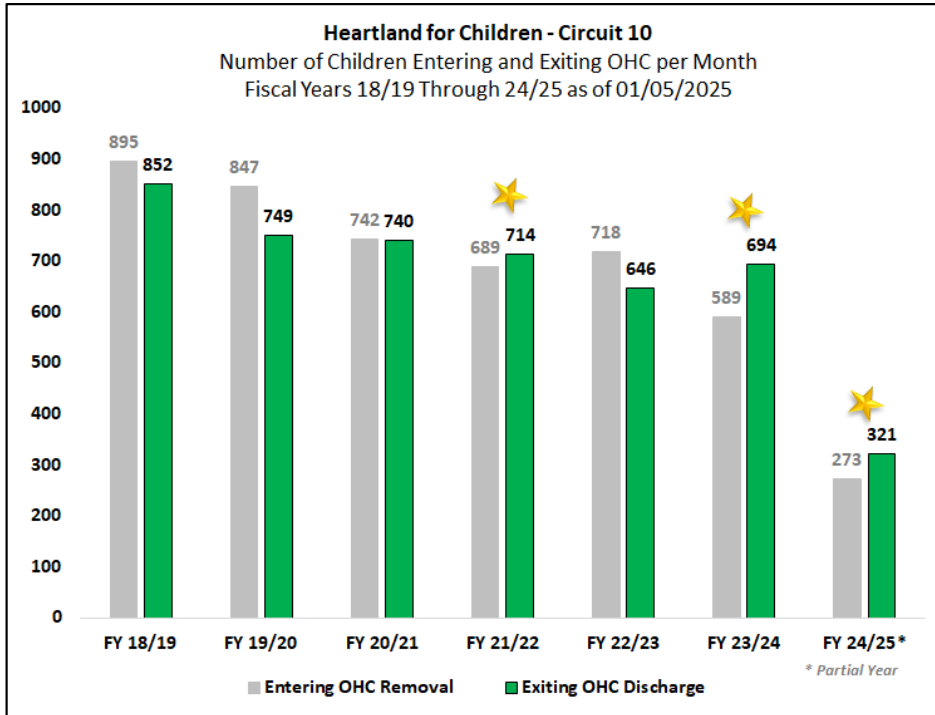
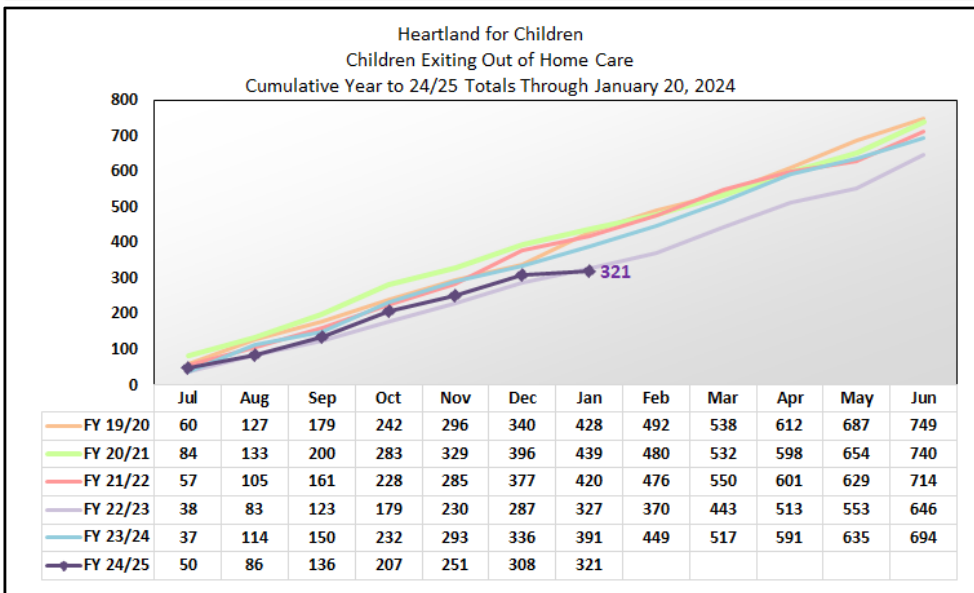
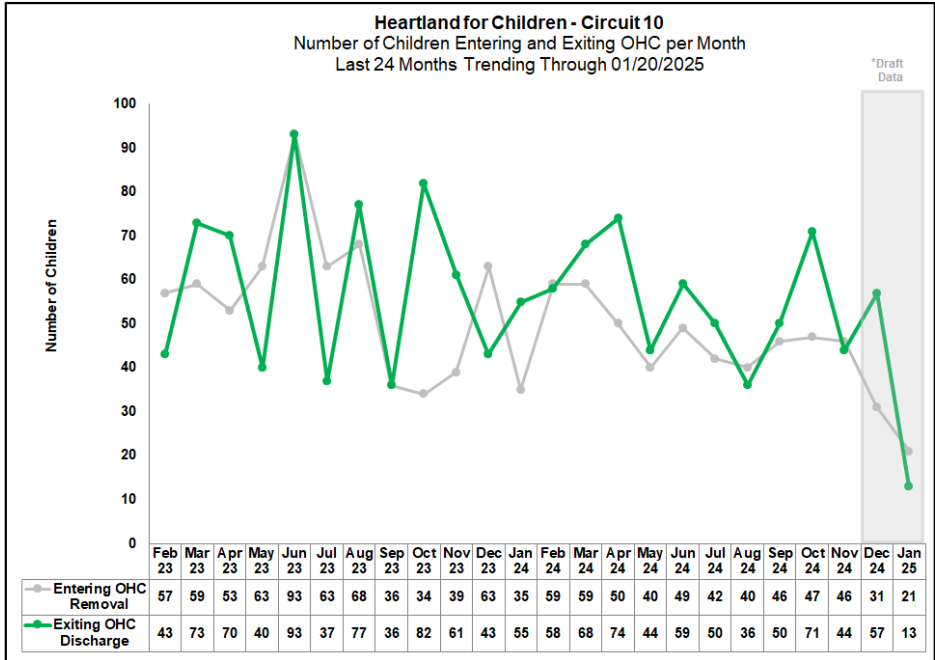
Orange: Adoptions exceed 25% of exits

Monthly Need Rest of FY	Jul 24	Aug 24	Sep 24	Oct 24	Nov 24	Dec 24	Jan 25	Feb 25	Mar 25	Apr 25	May 25	Jun 25
CHS	22	20	12	14	32	8	22	2				
LSF	24	11	14	19	18	22	19	6				
OHU	23	19	10	17	21	14	16	5				
HFC	69	50	36	50	71	44	57	13				
Adoptions of Exits	12 of 50	6 of 36	19 of 50	14 of 71	22 of 44	21 of 57	0 of 13					
% of Adoptions	24.0%	16.7%	38.0%	19.7%	50.0%	36.8%	0.0%					

\*Partial Month

\*Total of 61 of more exits from OHC in a month

Source: FSFN Report 1182, excluding 18+, EFC



# Children Achieving Permanency within 12 Months for Children in Out-of-Home Care

## Less than 12 Months

FY 24/25 Target is 35.2%

### FY 24/25, Target 35.2%

Children Achieving Permanency within 0-12 Mths  
for Children Entering OHC July 2023 to June 2024

(as of 01/20/2025)

Percent  
Timely  
FY 23/24  
(last FY)

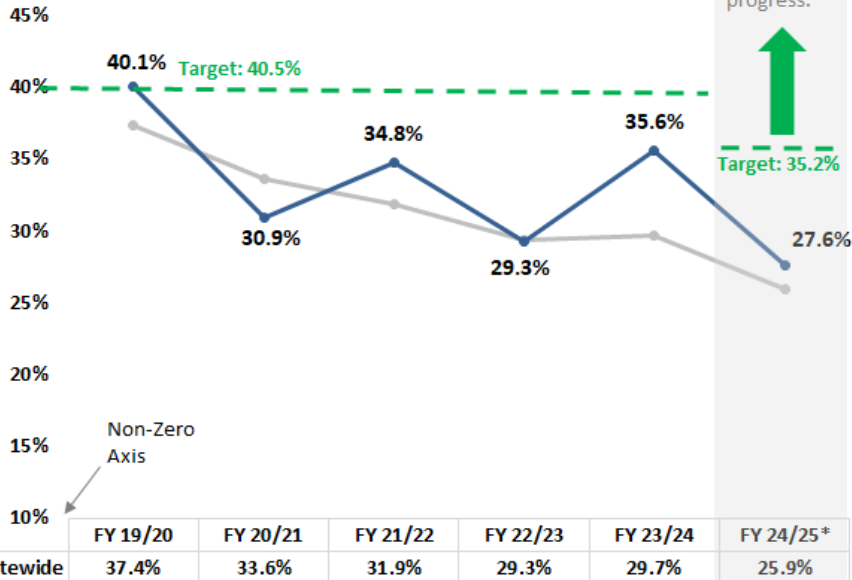
Agency	Permanency within 12 mths	Total Children Entered OHC	Percent Timely Permanency	Percent Timely (last FY)
CHS	54	179	30.2%	36.8%
LSF	50	197	25.4%	36.1%
OHU	61	222	27.5%	33.8%
<b>HFC Total</b>	<b>165</b>	<b>598</b>	<b>27.6%</b>	<b>35.6%</b>
<b>Statewide</b>	<b>2,071</b>	<b>7,985</b>	<b>25.9%</b>	<b>29.7%</b>

Source: Children Exiting OHC to a Permanent Home within Twelve Months of Entering Care #1119

\*Permanency = adoption, permanent guardianship or reunification w/ parent

### Percent of Children Achieving Permanency w/ 12 months

HFC vs. Statewide by Fiscal Year (FY)  
Data as of 01/20/2025



Source: DCF Child Welfare Dashboard

\*Current FY being pulled by FSFN Report #1119 for Children Entering Care July 2023 through June 2024



### FY 2024 / 2025, Target 35.2%

Children Achieving Permanency within 0-12 Mths  
for Children Entering OHC July 2023 - June 2024

(as of 01/20/2025)

Agency / Unit (Actual)	Permanency within 12 mths	Total Children Entered OHC	Percent Timely Permanency
CHS	54	179	30.2%
141834-CHSFL ★	7	12	58.3%
141846-CHSFL	4	17	23.5%
141839-CHSFL	9	51	17.6%
141835-CHSFL (Adop)	7	21	33.3%
141852-CHSFL ★	24	51	47.1%
LSF	50	197	25.4%
141828-LSF	9	34	26.5%
141827-LSF	7	37	18.9%
141836-LSF	4	14	28.6%
141845-LSF ★	6	15	40.0%
141848-LSF	4	18	22.2%
141849-LSF ★	10	46	21.7%
141850-LSF (Adop)	6	10	60.0%
141929-LSF	4	21	19.0%
14-HFC-LSF ADMIN (IL)	0	2	0.0%
OHU	61	222	27.5%
142853-OHU-HARDEE	4	23	17.4%
142854-OHU-HIGHLANDS (IL)	0	1	0.0%
142855-OHU-HIGHLANDS	19	90	21.1%
140121-OHU-HIGHLANDS (Adop)	5	17	29.4%
142858 OHU-POLK ★	16	41	39.0%
142852-OHU-POLK	10	31	32.3%
142856-OHU-POLK ★	7	19	36.8%
<b>HFC Total</b>	<b>165</b>	<b>598</b>	<b>27.6%</b>
<b>Statewide</b>	<b>2,071</b>	<b>7,985</b>	<b>25.9%</b>

Source: Children Exiting OHC to a Permanent Home within Twelve Months of Entering Care #1119

\*Permanency = adoption, permanent guardianship or reunification w/ parent



# Children Achieving Permanency in 12 Months for Children in Out-of-Home Care

between 12-23 month

FY 24/25 Target is 43.8%

## FY 24/25, Target 43.8%

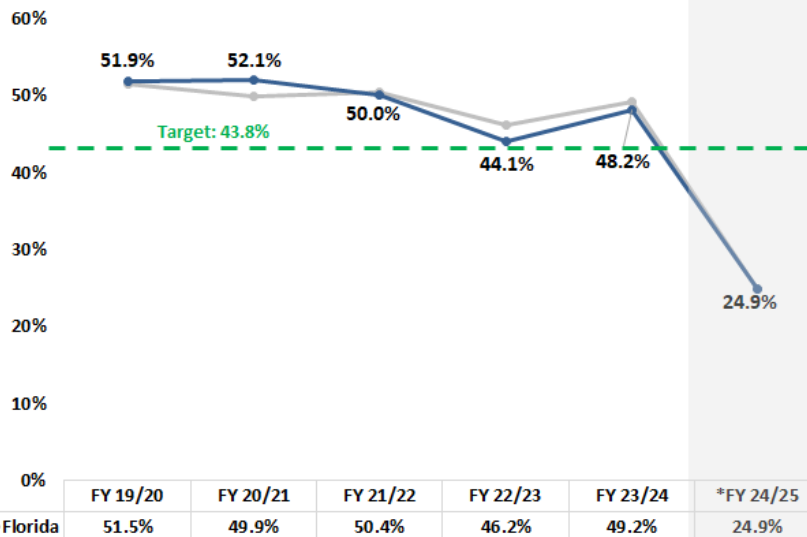
Children Achieving Permanency within 12-23 Mths  
for Children in OHC 12-23 Months as of 07/01/24  
(as of 01/20/2025)

Agency	Permanency within 12-23 mths	Total Children LOS 12-23 mths	Percent Timely Permanency	Percent Timely FY 23/24 (last FY)
CHS	26	118	22.0%	52.4%
LSF	32	109	29.4%	49.5%
OHU	24	102	23.5%	42.4%
<b>HFC Total</b>	<b>82</b>	<b>329</b>	<b>24.9%</b>	<b>48.2%</b>
<b>Statewide</b>	<b>82</b>	<b>329</b>	<b>24.9%</b>	<b>49.2%</b>

Source: Children Achieving Permanency w/ 12 Months for children in OHC 12-23 Months #1138

\*Permanency = adoption, permanent guardianship or reunification w/ parent

Percent of Children Achieving Permanency w/ 12-23 months for Children in OHC 12 Months or Longer as of 07/01/24 \*Draft Data - Fiscal Year in progress.  
HFC vs. Statewide by Fiscal Year (FY)  
Data as of 01/20/2025



Source: DCF Child Welfare Dashboard

\*FY 23/24 is being pulled by FSFN Report #1119 for Children Entering Care July 2022 through June 2023

By Unit

## FY 24/25, Target 43.8%

Children Achieving Permanency within 12-23 Mths  
for Children in OHC 12-23 Months as of 07/01/24  
(as of 01/20/2025)

Agency / Unit	Permanency within 12 mths	Total Children Entered OHC	Percent Timely Permanency
<b>CHS</b>	<b>26</b>	<b>118</b>	<b>22.0%</b>
141846-CHSFL ★	5	10	50.0%
141839-CHSFL	4	22	18.2%
141835-CHSFL (Adop)	4	23	17.4%
141852-CHSFL	10	24	41.7%
<b>LSF</b>	<b>32</b>	<b>109</b>	<b>29.4%</b>
141828-LSF	1	17	5.9%
141827-LSF	2	14	14.3%
141836-LSF ★	5	8	62.5%
141845-LSF ★	4	6	66.7%
141848-LSF	3	10	30.0%
141849-LSF	8	26	30.8%
141850-LSF (Adop) ★	5	10	50.0%
141929-LSF	4	17	23.5%
<b>OHU</b>	<b>24</b>	<b>102</b>	<b>23.5%</b>
142853-OHU-HARDEE	4	21	19.0%
142855-OHU-HIGHLANDS	1	13	7.7%
140121-OHU-HIGHLANDS (Adop)	6	15	40.0%
142858 OHU-POLK	5	16	31.3%
142852-OHU-POLK ★	6	13	46.2%
142856-OHU-POLK	2	23	8.7%
<b>HFC Total</b>	<b>82</b>	<b>329</b>	<b>24.9%</b>
<b>Statewide</b>	<b>82</b>	<b>329</b>	<b>24.9%</b>

Children Exiting Out-of-Home Care to a Permanent Home within Twelve Months for Children in Out-of-Home Care Twelve to Twenty-Three Months On-Demand Listing - Report #1138



# Federal Measure - Children Achieving Permanency within 12 Months for Children in Out-of-Home Care

## 24 Months or More

FY 23/24 Target is 37.3%

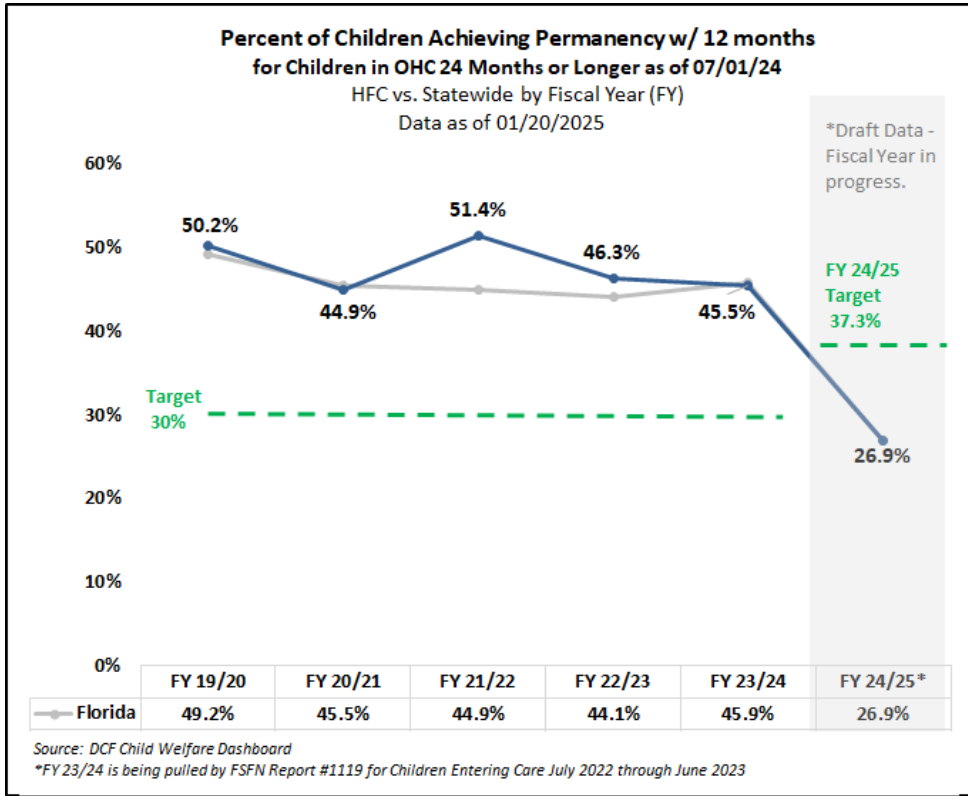
Statewide Measure - FY 24/25, Target 37.9%				Percent Timely FY 24/25 (last FY)
Children Achieving Permanency within 12 Months for Children in OHC 24+ Months as of 07/01/24 (as of 01/20/2025)				
Agency	Permanency Since July 1st	Total Children in OHC 24+ Months	Percent Timely Permanency	
CHS	24	92	26.1%	43.6%
LSF	25	113	22.1%	46.1%
OHU	34	103	33.0%	46.4%
<b>HFC Total</b>	<b>83</b>	<b>308</b>	<b>26.9%</b>	<b>45.5%</b>
<b>Statewide</b>	<b>83</b>	<b>308</b>	<b>26.95%</b>	<b>45.9%</b>

Source: Children Achieving Permanency w/ 12 Months for children in OHC 24 Months or Longer #1197  
\*Permanency = adoption, permanent guardianship or reunification w/ parent



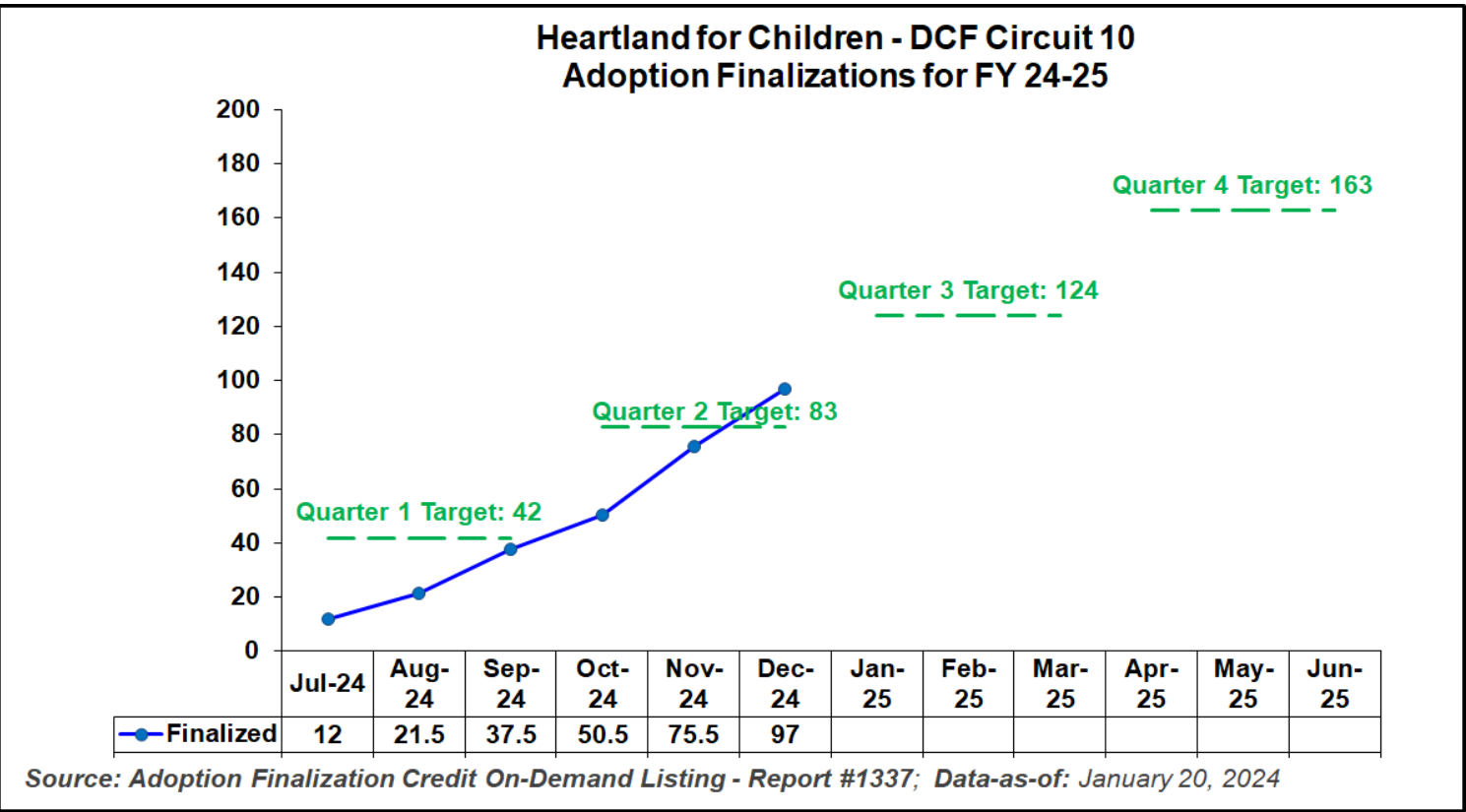
Statewide Measure - FY 24/25, Target 37.9%			
Children Achieving Permanency within 12 Months for Children in OHC 24+ Months as of 07/01/24 (as of 01/20/2025)			
Agency / Unit	Permanency Since July 1st	Total Children in OHC 24+ Months	Percent Timely Permanency
<b>CHS</b>	<b>24</b>	<b>92</b>	<b>26.1%</b>
141832-CHSFL (IL)	0	5	0.0%
141846-CHSFL ★	2	2	100.0%
141839-CHSFL	2	15	13.3%
141835-CHSFL (Adop) ★	17	40	42.5%
141852-CHSFL	1	9	11.1%
<b>LSF</b>	<b>25</b>	<b>113</b>	<b>22.1%</b>
141828-LSF	6	33	18.2%
141827-LSF	0	6	0.0%
141836-LSF ★	8	16	50.0%
141845-LSF	3	9	33.3%
141848-LSF	1	8	12.5%
141849-LSF	1	9	11.1%
141850-LSF (Adop)	0	2	0.0%
141929-LSF	6	25	24.0%
<b>OHU</b>	<b>34</b>	<b>103</b>	<b>33.0%</b>
142853-OHU-HARDEE	2	12	16.7%
142855-OHU-HIGHLANDS	0	17	0.0%
140121-OHU-HIGHLANDS (Adop) ★	26	41	63.4%
142858 OHU-POLK	1	12	8.3%
142852-OHU-POLK	1	4	25.0%
142856-OHU-POLK	4	14	28.6%
<b>HFC Total</b>	<b>83</b>	<b>308</b>	<b>26.9%</b>
<b>Statewide</b>	<b>83</b>	<b>308</b>	<b>26.9%</b>

Children Exiting Out-of-Home Care to a Permanent Home within Twelve Months for Children in Out-of-Home Care Twenty-Four Months or More On-Demand Listing - Report #1197



# Adoption Finalizations

Percent of Adoptions Finalized with 24 Months of Removal & Percent of Adoption Goal Met



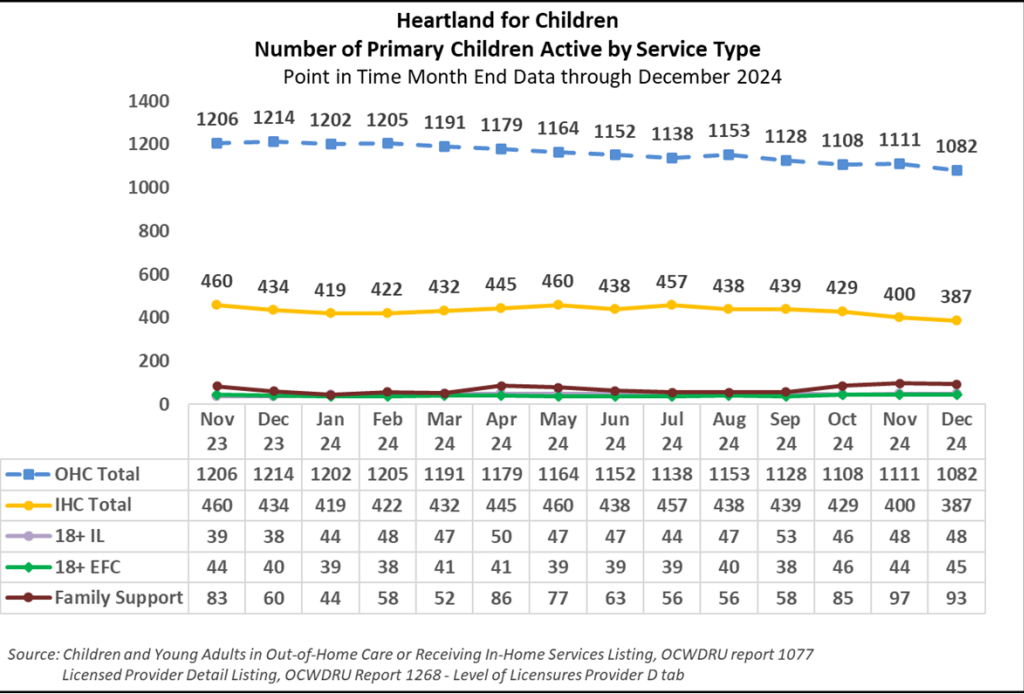
### Upcoming Finalization Dates FY(24/25)

- January 22, 2025
- February 12 & 19, 2025
- March 12 & 19, 2025

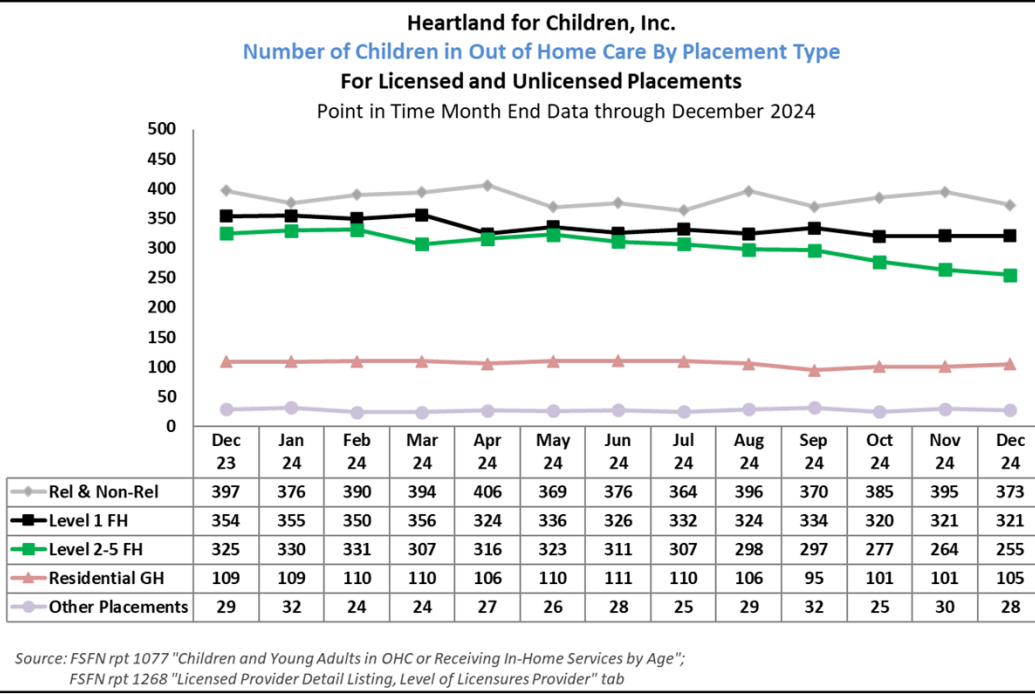
FY 2024-2025 (Q2 Update) Quarterly Adoption Target Data as of 01/20/25		
CMO	Q2 Needed	Q2 Actuals
CHS	23.5	18.5
LSF	21.5	22
OHU	0	19
<b>Quarterly Total</b>	<b>45</b>	<b>59.5</b>

# Children and Families being Served for In-Home, Out-of-Home and Family Support - 12 months prior

## Children Served at Month End by Service Type



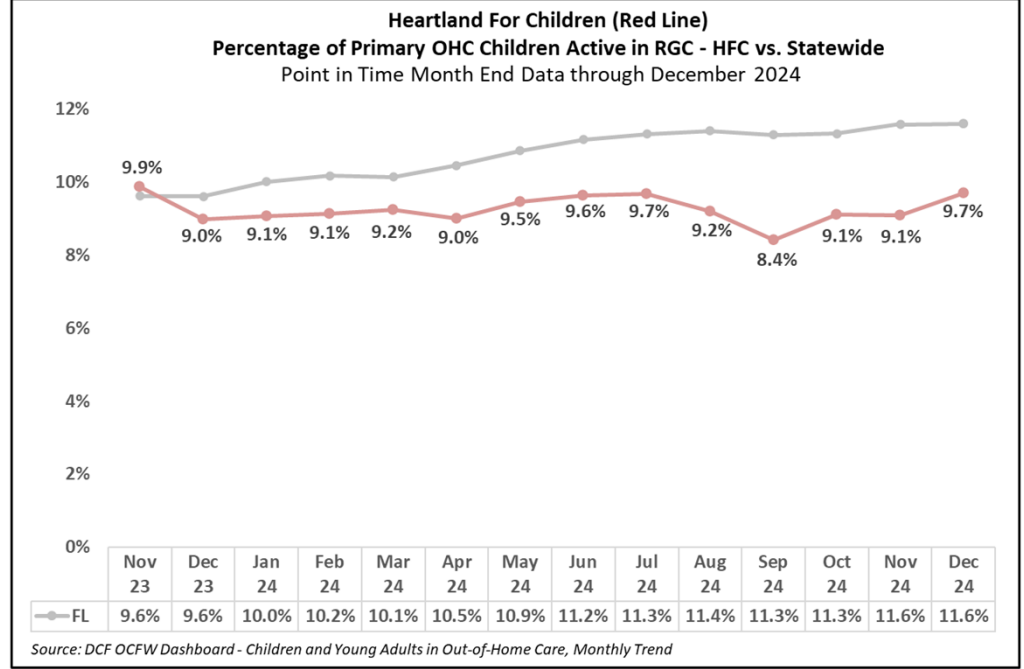
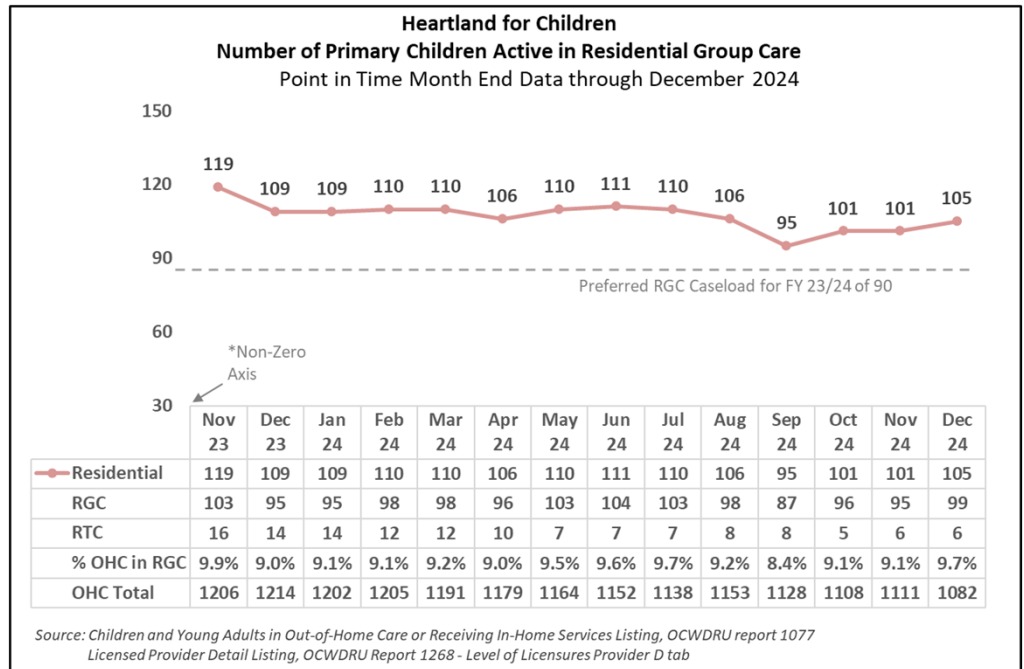
Source: Children and Young Adults in Out-of-Home Care or Receiving In-Home Services Listing, OCWDRU report 1077  
Licensed Provider Detail Listing, OCWDRU Report 1268 - Level of Licensures Provider D tab



Source: FSFN rpt 1077 "Children and Young Adults in OHC or Receiving In-Home Services by Age";  
FSFN rpt 1268 "Licensed Provider Detail Listing, Level of Licensures Provider" tab

# Children and Families being Served for In-Home, Out-of-Home and Family Support - 12 months prior

## Number and Percent of Children Serviced in Residential Care



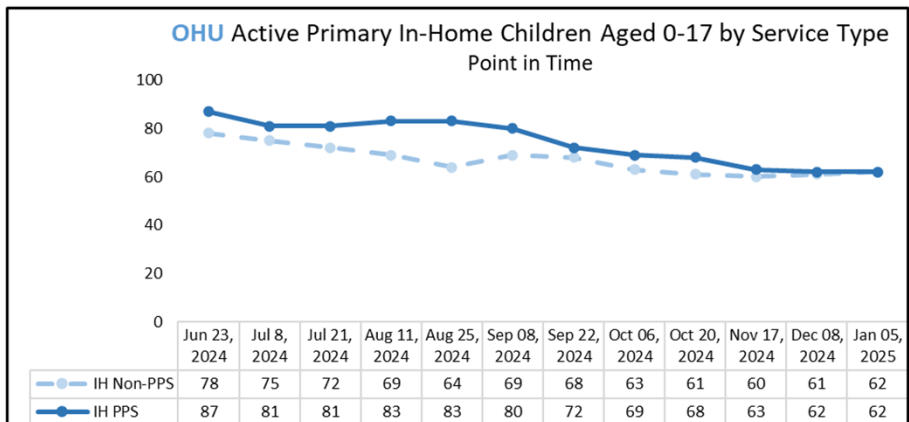
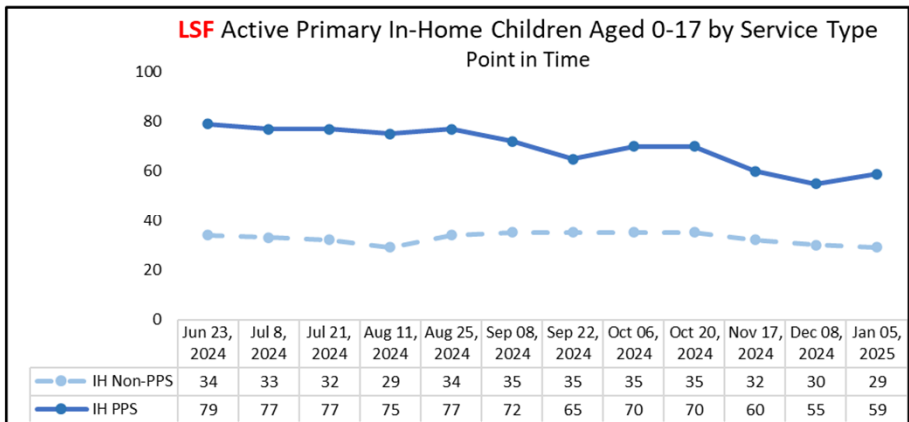
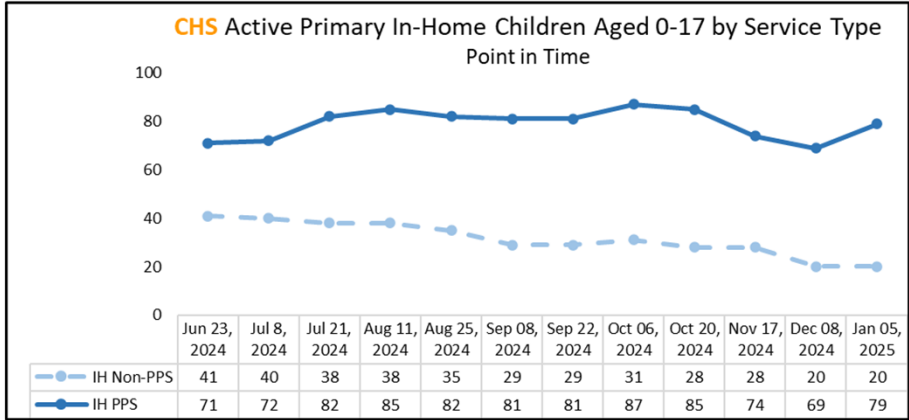
### Circuit 10 Percent of Group Homes, Percent of Beds Licensed and Utilized Point in Time as of November 2024 Month End

Group Home / Shelter Type	Currently licensed beds	% utilized previous month	Number of beds on the horizon for development
Shelter - NFI	12	55.0%	0
Shelter – YFA George Harris	24	66.7%	0
At-Risk: Anchor House	12	51.3%	17
At-Risk: Anchor’s Haven House	-	-	-
At-Risk: Anchor’s Girls Home	-	-	-
At-Risk: A Second Chance	6	55.4%	0
At-Risk: Serenity Place-Chandler	6	80.7%	0
At-Risk: Serenity Place-Julius	6	95.1%	0
At-Risk: Serenity Place-Villa	12	70.2%	0
At-Risk: Integrity Care - Kaley	6	94.6%	0
At-Risk: Integrity Care - Kittansett	6	48.4%	0
At-Risk: Integrity Care - Sunset	6	74.2%	0
At-Risk: Integrity Care - Whispering	6	90.9%	0

# FY 2024-2025 Children In-Home Care Closures Initiative

PPS: Post Placement Supervision (Children Reunified with the Removal Parent)

Non-PPS: Children Receiving In-Home Services the entire time from Case Transfer from DCF to CMO (\*Also includes ICPC)



Heartland for Children												
Active Primary Children Aged 0-17 Receiving In-Home Services - PPS and Non-PPS												
Data as of 01/05/25												
CMO	In-Home Service Type	0-4 Months	5 Months	6 Months	7-9 Months	10 Months	11 Months	12-15 Months	16-23 Months	24-35 Months	36+ Months	CMO Total
CHS	Non-PPS	2	0	0	13	2	0	0	3	0	0	20
	PPS	38	9	14	10	0	1	5	2	0	0	79
	<b>CHS Total</b>	40	9	14	23	2	1	5	5	0	0	99
LSF	Non-PPS	10	3	0	4	6	0	0	5	1	0	29
	PPS	33	8	3	11	0	1	3	0	0	0	59
	<b>LSF Total</b>	43	11	3	15	6	1	3	5	1	0	88
OHU	Non-PPS	22	1	9	7	3	2	3	6	1	8	62
	PPS	37	7	2	12	0	0	3	1	0	0	62
	<b>OHU Total</b>	59	8	11	19	3	2	6	7	1	8	124
NTF	Non-PPS	75	2	4	0	0	0	0	0	0	0	81
	PPS	75	2	4	0	0	0	0	0	0	0	81
	<b>NTF Total</b>	150	4	8	0	0	0	0	0	0	0	162
HFC	Non-PPS	109	6	13	24	11	2	3	14	2	8	192
	PPS	108	24	19	33	0	2	11	3	0	0	200
	<b>HFC Total</b>	221	30	32	57	11	4	14	17	2	8	396

Source: Children and Young Adults Actively Receiving IH Services or in OHC Care Daily Listing - FSN Report #1329  
PPS = Post Placement Supervision; Non-PPS = DCF Case Transfer to CMO, In-Home Services

## In-Home Service Providers Caseload and Referrals Received

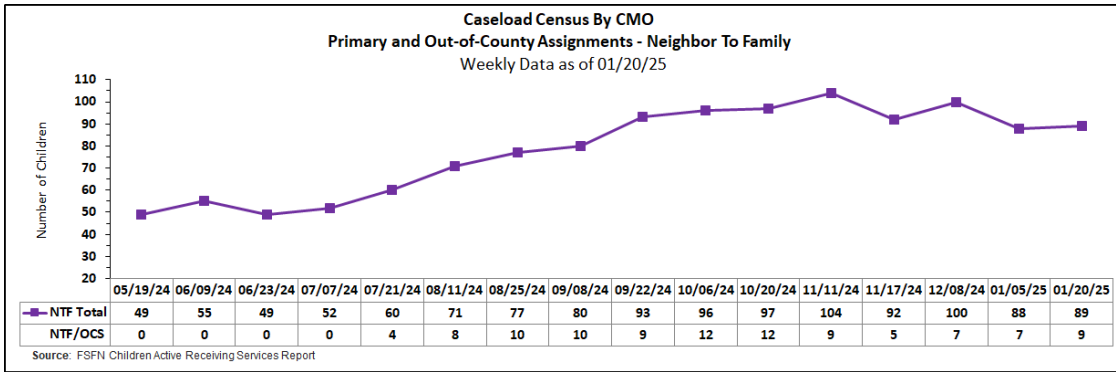
Point-in-Time as of January 5, 2024				
In-Home Provider/Service	Current Census	Immediate Openings	Projected Openings within next 3 weeks (need Referrals to fill)	Mindshare Referrals from Oct 21 to Nov 17 (Referrals Since the last PQI date)
Youth Villages	36	7	4	5
Neighbor To Family (Safety Mgmt)	28	1	12	7
PRC Home to Stay (Reunification)	-	-	-	5
PRC Home to Stay (Prevention)	-	-	-	6
SCARF (Family Support)	51	0	6	38
SCARF (Legal)	15	2	2	-
UW Supervised Visitation	2	7	0	-
CHS BSFT	13	4	4	-
CHS CPP	12	0	0	-
NFI FFT- Traditional	23	10	10	26
NFI FFT- Prevention	9	1	1	-
NFI FFT- Foster Care	33	1	1	3
Chosen	3	7	7	1

Source: HFC Quality & Contract Management Department Reports



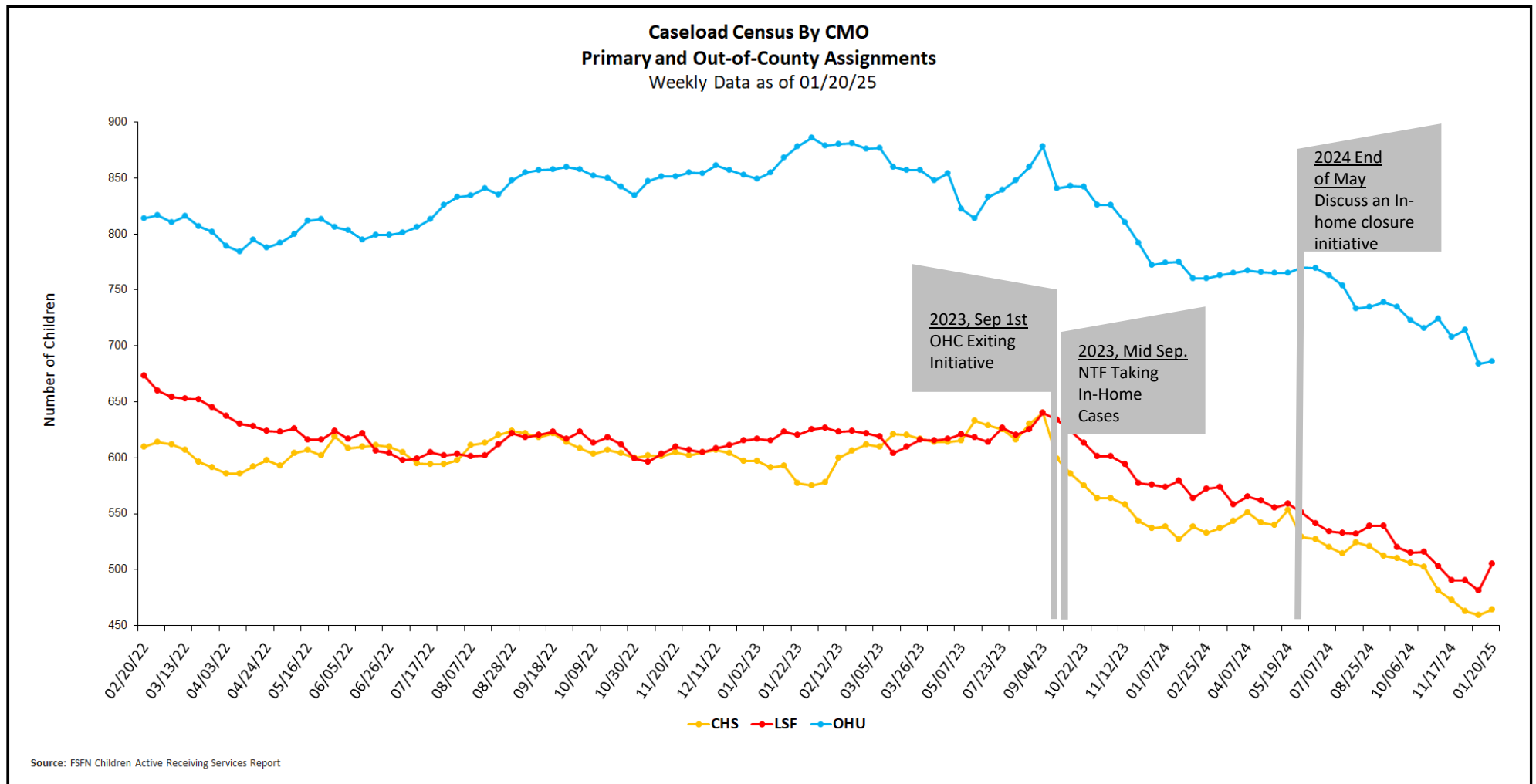
# Caseload Census Information

## CBC Services Weekly Caseloads By CMO



### Number of Children by CMO Last 6 Reporting Periods

Agency	10/6/2024	10/20/2024	11/11/2024	11/17/2024	12/8/2024	1/5/2025	1/20/2025
CHS	506	502	481	473	463	459	464
LSF	515	516	503	490	490	481	505
<b>OHU Primary</b>	541	538	542	530	536	519	520
<b>OHU/OCS</b>	182	178	182	178	178	165	166
<b>OHU Total</b>	723	716	724	708	714	684	686
<b>NTF Primary</b>	84	85	95	87	93	81	80
<b>NTF/OCS</b>	12	12	9	5	7	7	9
<b>NTF Total</b>	96	97	104	92	100	88	89
<b>HFC Total</b>	1,860	1,850	1,836	1,784	1,790	1,738	1,744



# Average Caseload of Case Managers

Case Manager Caseload Breakdown by Agency – Data as of 1/20/2024

Average Caseload of Case Managers								Percent of Case Managers That Are at or Under the National Caseload Standard of 15			
CMO	1-5 Children in Caseload	6-15 Children in Caseload	16-24 Children in Caseload	25-29 Children in Caseload	30+ Children in Caseload	Total Case Managers*	Avg # of Children per CM	CMO	# Case Managers w/ Primary Caseload	# with Caseload at 15 or lower	Percent at 15 or lower
CHS	2	10	5	0	8	25	18.6	CHS	25	12	48.0%
LSF	3	2	18	2	1	26	19.4	LSF	26	5	19.2%
OHU	5	6	7	5	9	32	21.4	OHU	32	11	34.4%
NTF	0	2	3	1	0	6	14.8	NTF	6	2	33.3%
<b># of CMs</b>	<b>10</b>	<b>20</b>	<b>33</b>	<b>8</b>	<b>18</b>	<b>89</b>	<b>19.6</b>	<b>HFC</b>	<b>89</b>	<b>30</b>	<b>33.7%</b>

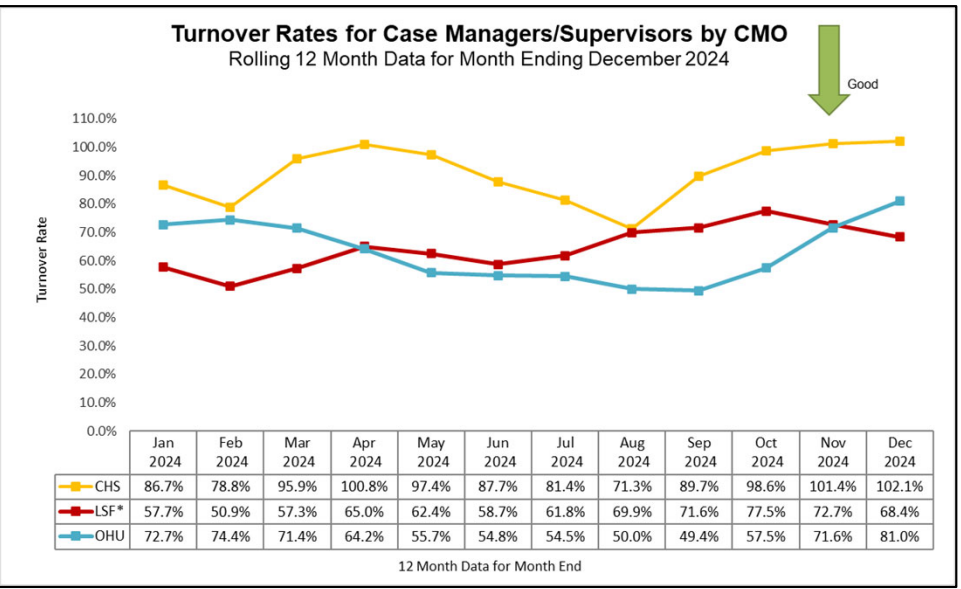
Caseload = Number of Children with Primary or Out of County assignment.

\* Data Excludes Unit Supervisors, FTC Facilitators & Resigned CMs Count

## Turnover Rates for Case Managers/Supervisors

12 Month Case Manager Turnover Rates by Agency

Employee Turnover Rates By CMO 12 Month Data for Month Ended December 2024		
CMO	Case Manager	Case Manager Supervisor
CHS	102.1%	30.0%
LSF*	68.4%	32.0%
OHU	81.0%	66.7%



# Caseload Census by Case Manager and Organization

Data as of 1/20/2025

Caseload of 1 - 5 Children (-3)		
CMO	Case Workers	#
CHS	Jimenez, Jeannette	5
OHU	Colatorti, Jeannine	4
LSF	Williams, Kamesha	4
CHS	Sangster, Kathleen	4
LSF	Hayes, Tiffani	1
OHU	Thompson, Wyshana	1

Caseload of 16 - 24 Children (+1)		
CMO	Case Workers	#
LSF	Morris, Alundrea	23
OHU	Beach-Solmo, Amber	23
LSF	Bon-Fiol, Nikol	23
LSF	Blocker, Amanda	23
OHU	Stoudemire, Jamesia	23
OHU	Franklin, Kyra	23
CHS	Bennett, Brianna	23
LSF	Coleman, Tangela	23
LSF	Ellis, Darren	23
LSF	Escartin Vega, Kathia	23
CHS	Bouzi, Marie Edwige	22
LSF	Gonzalez, Jelitzia	22
LSF	Koons, Brittney	21
LSF	Walker, Alicia	21
LSF	Franklin, Yoshika	21
CHS	Richey, Amy	20
OHU	Nerove, Rachel	20
LSF	Lynch, Rodina	20
LSF	Bickel, Sherry	20
LSF	Thomas, Tracy	20
LSF	Willingham, Jadashia	20
CHS	Brown, Annie	20
LSF	Durant, Paris	19
LSF	Malave, Luis	17
LSF	Pamphile, Emmanuella	17
NTF	Cruz, Ana	17
CHS	Williams, Omisha	17
LSF	Newton, Kimberly	17
OHU	Nelson, Chelsea	17
NTF	Conklin, Danielelle	16
NTF	Jones, Gwendolyn	16
OHU	Valencia, Alejandro	16
LSF	Jefferson, Alana	16

Caseload of 25 - 29 Children (-1)		
CMO	Case Workers	#
OHU	Shay, Ryan	29
LSF	Diamond, Savannah	28
LSF	Hockenberry, Matthew	27
OHU	Mcgahee, Timika	27
OHU	Kilbey, Alexis	26
OHU	Dziekan, Tiffany	26
OHU	Cruz, Michelle	25
NTF	Mattison, Sharon	25

Unit Supervisors Carrying Cases (0)		
CMO	Case Workers	#
OHU*	Respress, Johnathan	58
LSF	Newton, Kimberly	17
CHS	Cortes, Jennifer	9
CHS	Washington, Victoria	9
CHS	Luskey, Taylor	8
CHS	Sangster, Kathleen	4
LSF	Hayes, Tiffani	1

Caseload of 6 - 15 Children (+4)		
CMO	Case Workers	#
OHU	Neal, Rainbow	14
OHU	Bowen, Kendall	13
LSF	Townes, Rachel	13
CHS	Joseph, Ketty	12
CHS	Clemmons, Sabrina	10
CHS	Henry, Jayden	10
CHS	Kaina, Kelly	9
CHS	Washington, Victoria	9
NTF	Boule, Adriana	9
CHS	Wiggs, Sunni	8
CHS	Luskey, Taylor	8
CHS	Whetsell-Thorpe, Tavayah	8
CHS	Olivas, Hope	7
OHU	Johnson, Sharon	6
NTF	Bates, Brittany	6
OHU	Bellanfante, Jamie	6
LSF	Moran, Bernice	6

Caseload of 30+ Children (0)		
CMO	Case Workers	#
OHU*	Respress, Johnathan	58
OHU*	Villegas, Anna	41
OHU*	Fuentes, Norma	39
OHU*	Washington, Woodrica	37
CHS	Hook, Kathryn	36
CHS	Angulo, Kayla	34
OHU	Johnson, Randi	34
CHS	Hiers, Katherine	34
OHU	Kohn, Ludessa	33
CHS	Vegter, Hope	32
OHU	Brutus, Marie	31
CHS	Standen, Brayden	31
OHU	Garcia, Anakeidie	31
CHS	Bain, Claire	31
OHU*	Simmons, Shannon	31
CHS	Covington, Walter	30

**Circuit 10 Children Active by Assignment Role for CMO TAYS, FTC and Adoption**  
Data as of 01/20/25

Case Worker	Pri.	Sec.	OOC	Grand Total
Nieves, Carlos	35	0	0	35
<b>TAYS - CHS</b>	35	0	0	35
<b>FTC - CHS</b>	0	0	0	0
Cortes, Jennifer	9	0	0	9
Dawes, Dominique	0	0	0	0
James, Aleah	0	0	0	0
Whiting, Kari	0	0	0	0
<b>Adoptions - CHS</b>	9	0	0	9
Peralta, Joshua	36	0	0	36
Jones, Dane	0	0	0	0
<b>TAYS - LSF</b>	36	0	0	36
Collins, Sara	1	0	0	1
Hampton, Sharday	0	0	0	0
<b>Adoptions - LSF</b>	1	0	0	1
Metelus, Getro	5	0	0	5
Sandbrook, Mary	7	0	0	7
Vazquez, Roger	3	4	1	8
<b>TAYS - OHU</b>	15	4	1	20
Howe, Danielle	0	0	0	0
Nettles, Markisha	19	0	0	19
Southall, Akeva	13	0	0	13
Ventura, Armando	4	4	0	8
Brody, Jessica	0	1	0	1
<b>Adoptions - OHU</b>	36	5	0	41
<b>TAYS Total</b>	86	4	1	91
<b>Adoptions Total</b>	46	5	0	51

*Pri.* = Primary - *Sec.* = Secondary - *OOC* = Out of County  
Data Source: FSFN Report - Children Active Receiving In-Home or Out-of-Home Services Daily Listing by District

\*These OHU case managers contain caseloads that are over 65% OCS cases. On average an OCS case compares to 1.54 regular cases (i.e., 20 OCS cases approx. equals 13 regular cases).

**Red** = Supervisors, FTC Facilitators & Resigned CMs carrying cases **Orange** = Terminated Workers Carrying Caseloads in FSFN

# Healthcare Information (Medical, Dental, Immunization, and Psychotropic Medications)

Data Entered Into FSFN for Children in Out-of-Home Care

## Health Information in FSFN for Children in OHC as of 01/05/2025

Agency	# of Children in OHC	% With a Medical Record in FSFN	% With Medical Service in last 12 Months	% With Dental Service in Last 7 months	% with Immunizations Up to Date
CHS	317	100.0%	93.4%	76.5%	89.0%
LSF	382	100.0%	99.5%	90.4%	97.9%
OHU	377	100.0%	88.3%	83.3%	95.5%
<b>HFC</b>	<b>1076</b>	<b>100.0%</b>	<b>93.8%</b>	<b>83.5%</b>	<b>94.4%</b>
<b>Statewide</b>	<b>15409</b>	<b>99.9%</b>	<b>93.3%</b>	<b>82.5%</b>	<b>77.4%</b>

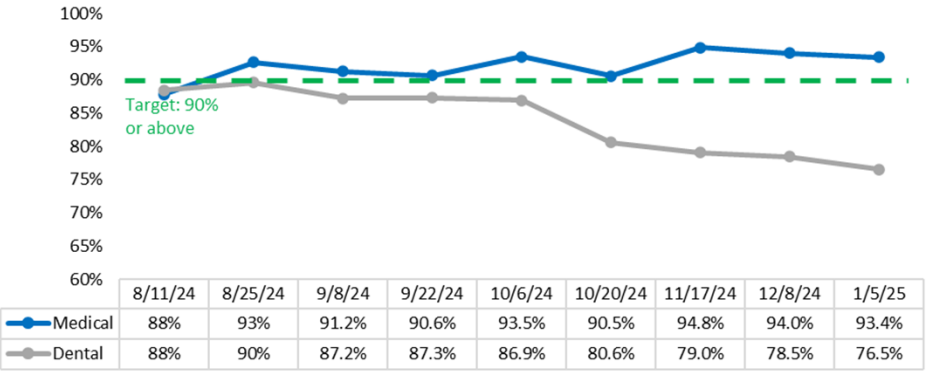
Source: FSFN report 1009 "Source: "Healthcare Service Information for OHC"

## Health Information in FSFN as of 01/05/2025

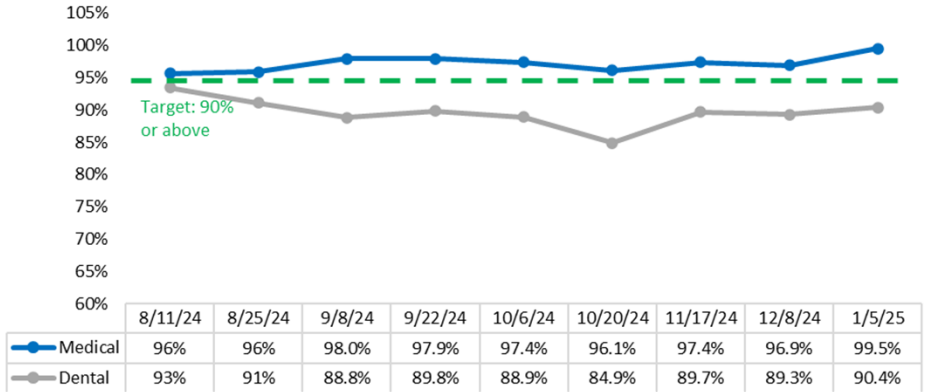
Agency	# of Missing Medical Records	# of Medical Appointments Needing Update	# of Dental Appointments Needing Update	# of Immunization Needing Update
CHS	0	21	54	35
LSF	0	2	23	8
OHU	0	44	43	17
<b>HFC</b>	<b>0</b>	<b>67</b>	<b>120</b>	<b>60</b>
<b>Statewide</b>	<b>13</b>	<b>1035</b>	<b>1896</b>	<b>3483</b>

Source: "Healthcare Service Information for OHC - Report 1009"

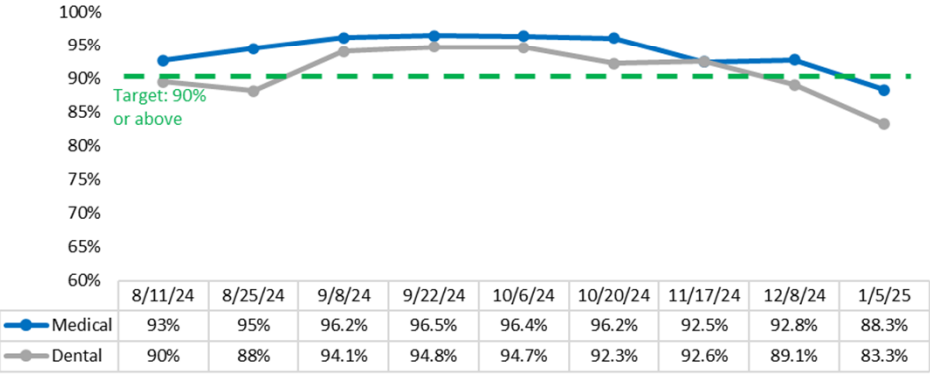
**CHS Percent of Active Primary Children in OHC with Medical Service in Last 12 Months & Dental Service in Last 7 Months**  
Data as of 01/05/2025



**LSF Percent of Active Primary Children in OHC with Medical Service in Last 12 Months & Dental Service in Last 7 Months**  
Data as of 01/05/2025



**OHU Percent of Active Primary Children in OHC with Medical Service in Last 12 Months & Dental Service in Last 7 Months**  
Data as of 01/05/2025



## Psychotropic Medications

### Children with Psychotropic Medications Prescriptions

Heartland For Children Number of Children in Out-of-Home Care with at Least one Psyc. Medication and Percent of Children w/ a Valid Consent Data as of 01/05/2025					
Agency	All Children in OHC	% of Children in OHC w/ Psyc Meds	All Children with Psyc Meds	# of children w/ a current parent or court order	% w/ a current parent or court order
CHS	337	12.2%	41	41	100.0%
LSF	395	10.1%	40	40	100.0%
OHU	383	8.1%	31	31	100.0%
HFC	1,116	10.0%	112	112	100.0%
DCF	0	0.0%	0	0	0.0%
<b>Statewide</b>	<b>16,376</b>	<b>14.8%</b>	<b>2,430</b>	<b>2,396</b>	<b>98.6%</b>

Source: Children in OHC with One or More Current Prescriptions for a Psychotropic Medication, Ages 0 to 17 - #1002  
Source: Children and Young Adults in Out-of-Home Care or Receiving In-Home Services Listing - #1077  
Valid = Children with a parent consent and the parents are TPR'd are not considered valid consents



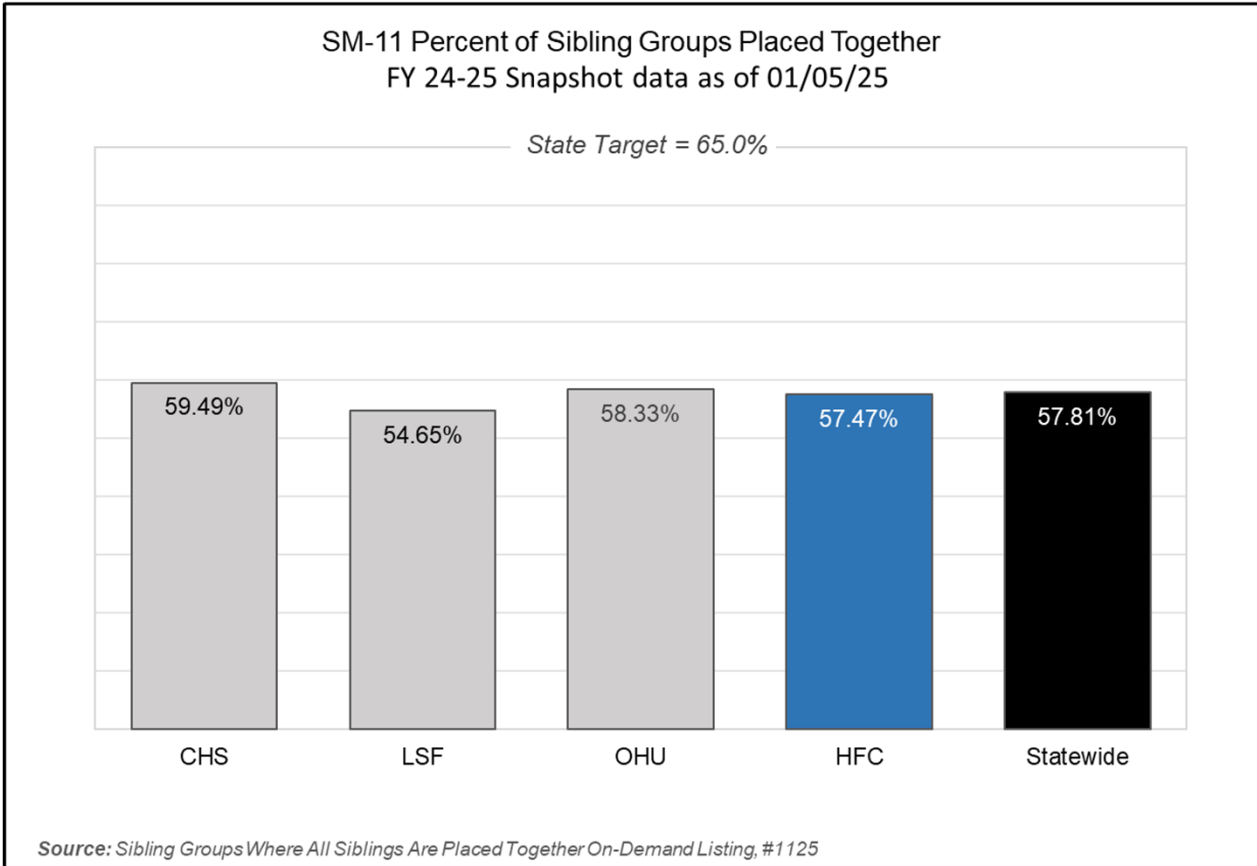
### Scorecard Measure 11 – Separated Siblings

SM11 - Percentage of sibling groups in out-of-home care where all siblings are placed together – Target = 65.0%

SM11 - Percent of Sibling Groups Placed Together FY 24-25 Snapshot data as of January 05, 2025			
Agency	Number of Cases w/ Siblings Together	Total Cases Sibling Groups	Percent of Siblings Placed Together
CHS	47	79	59.49%
LSF	47	86	54.65%
OHU	56	96	58.33%
HFC	150	261	57.47%
<b>Statewide</b>	<b>2,157</b>	<b>3,731</b>	<b>57.81%</b>

*Source: Sibling Groups Where All Siblings Are Placed Together On-Demand Listing, #1125*

Number of sibling groups to achieve SM11 target – 28 Sibling Groups

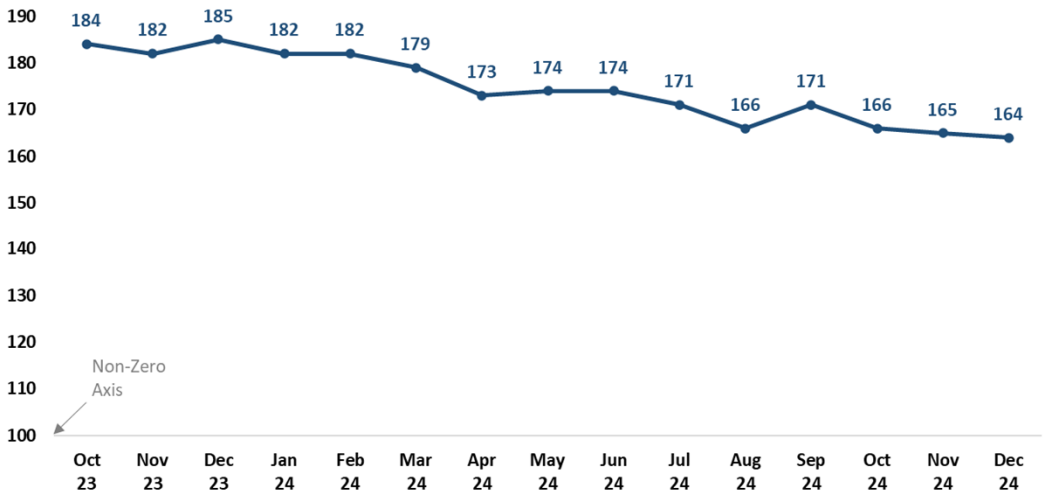




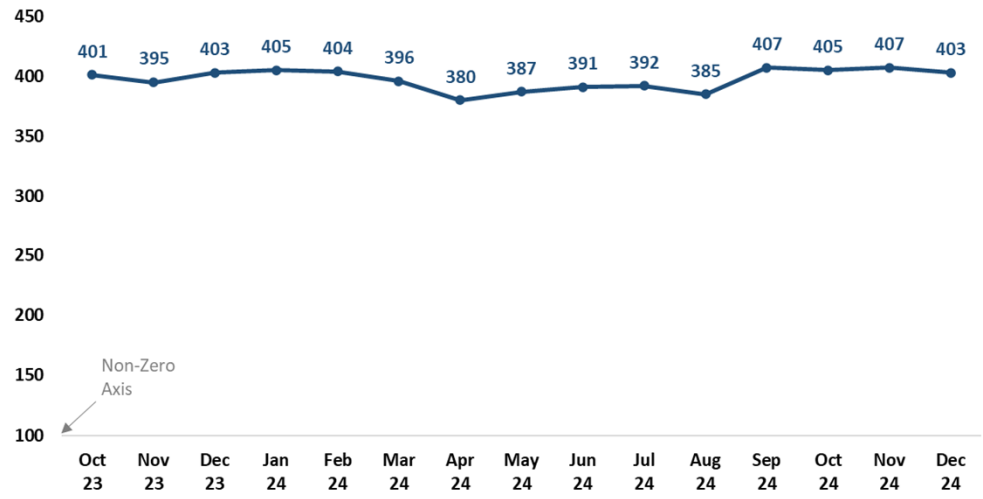
# Trends for Foster Parent Recruitment

Number of Foster Homes and Foster Bed Capacity  
Percent of Foster Home Utilization and Teen Placement in a Foster Home

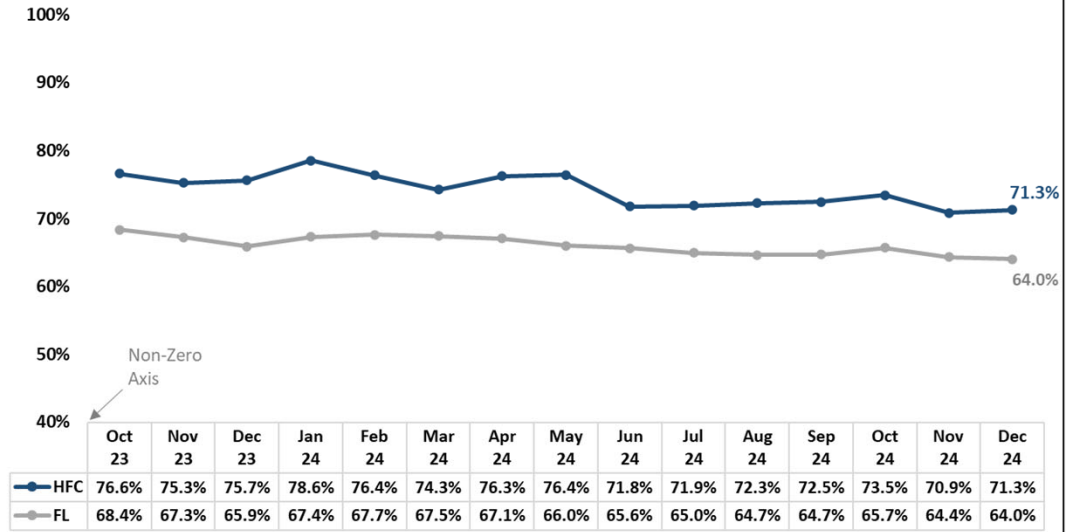
Heartland for Children  
Number of Foster *Homes* - Months End Snapshot  
Last 15 Months through December 2024



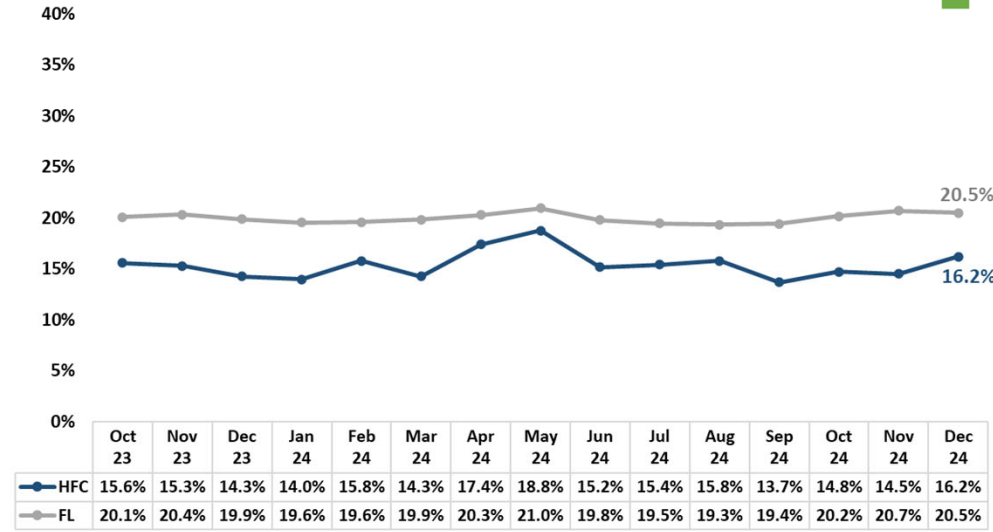
Heartland for Children  
Number of Foster *Beds* - Months End Snapshot  
Last 15 Months through December 2024



Heartland for Children  
Percent of Foster Homes Utilized (w/a Placement)  
Last 15 Months through December 2024



Heartland for Children  
Percent of Foster Homes w/a Teen Placement  
Last 15 Months through December 2024



**Missing Children in Out of Home Care**

Children currently missing or recovered while in OHC

Heartland for Children					
Children in OHC who are Missing or Now Recovered					
1/19/2025					
	Current Missing	Late Reports	Late ATL	Recoveries	Late Debriefs
CHS	1	2	0	1	1
LSF	2	1	0	0	0
OHU	1	1	0	0	0
CPI	0	0	0	0	0
<b>Total</b>	<b>4</b>	<b>4</b>	<b>0</b>	<b>1</b>	<b>1</b>
<i>Source: HFC MCR Tracking Log</i>			<i>ATL = Attempts to Locate</i>		

# In-Home Safety Plan Management

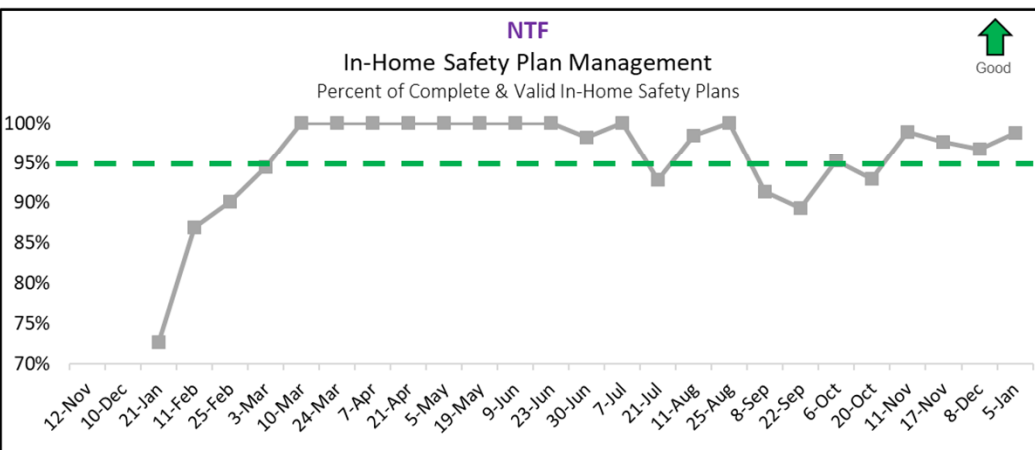
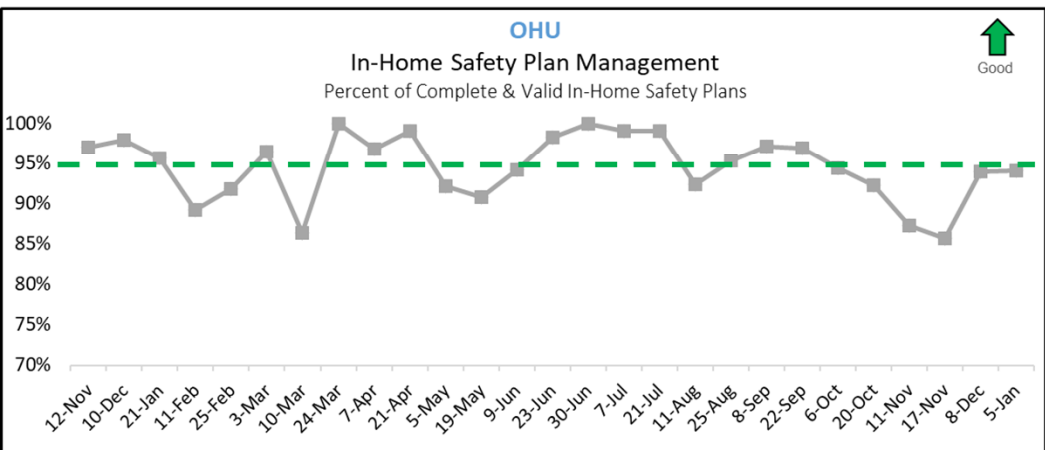
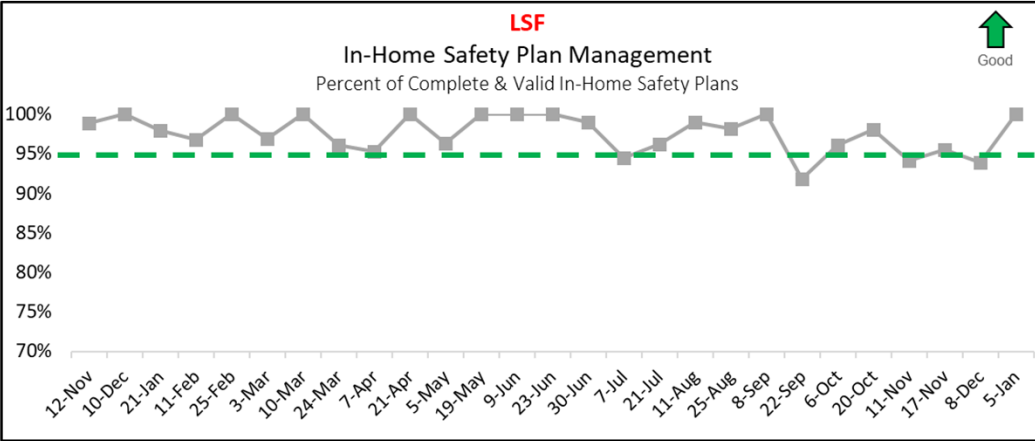
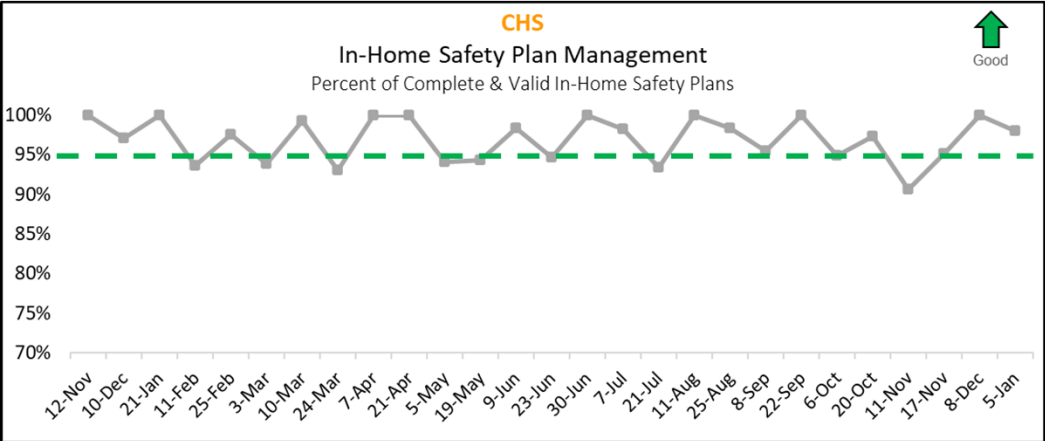
Percent of Completed In-Home Safety Plans under 180 Effective Days – Target: **95.0%**

In-Home Safety Plan Management				
Percent of <u>Completed</u> In-Home Safety Plans under 180 <u>Effective</u> Days				
Data as of 01/05/2025				
Agency	No -or- Expired Safety Plans	Complete & Valid Safety Plans	Total Required Safety Plans	Percentage Complete
CHS	2	97	99	98.0%
LSF	0	86	86	100.0%
OHU	5	79	84	94.0%
NTF	1	80	81	98.8%
<b>HFC Total*</b>	<b>8</b>	<b>342</b>	<b>350</b>	<b>97.71%</b>
<b>Statewide</b>	<b>485</b>	<b>6658</b>	<b>7143</b>	<b>93.21%</b>

Source Report: Case Management Safety Management Listing - OCWDRU Report #1301  
Target of 95%

Of the 342 completed safety plans, 33 will expire in the next 30 or 60 days			
Agency	Expires In 30 Days	Expires In 60 Days	Total
CHS	2	8	10
LSF	1	2	3
OHU	3	17	20
NTF	0	0	0
<b>HFC Total</b>	<b>6</b>	<b>27</b>	<b>33</b>

Source report 1301 'Case Management Safety Management Listing' - Data as of 01/05/2025



# Child Placement Agreement Errors

Active CPA's with errors and non-active CPA's needing closure.

Child Placement Agreement Errors								
Data as of 01/05/2025								
The 17 active CPA's with errors contain the 26 total errors.								
Agency	Total CPA's Needing Correction	Non-Active CPA's Needing Closure	Total Active CPA's not Completed	New CPA Needed	Need to Upload Signed Agreement	Need Supervisor Approval	No Provider Listed	Total Errors
CHS	17	4	13	8	6	3	3	20
LSF	4	3	1	1		1		2
OHU	3	0	3	1	2		1	4
<b>Total</b>	<b>24</b>	<b>7</b>	<b>17</b>	<b>10</b>	<b>8</b>	<b>4</b>	<b>4</b>	<b>26</b>

Source: FSN - Child Placement Agreement Status for Children in Out-of-Home Care On-Demand Listing - OCWDRU Report #1256  
Criteria: Children with a CPA Effective Date.

Percent of Children with an Active Completed CPA			
Data as of 01/05/2025			
Agency	Total Active CPA's	CPA's Fully Completed	% of Completed CPA's
CHS	38	25	66%
LSF	23	22	96%
OHU	8	5	63%
<b>Total</b>	<b>69</b>	<b>52</b>	<b>75%</b>

Source: FSN - Child Placement Agreement Status - OCWDRU Report #1256  
Criteria: Children with an CPA Effective Date.

# Unified Home Studies – Approval Status

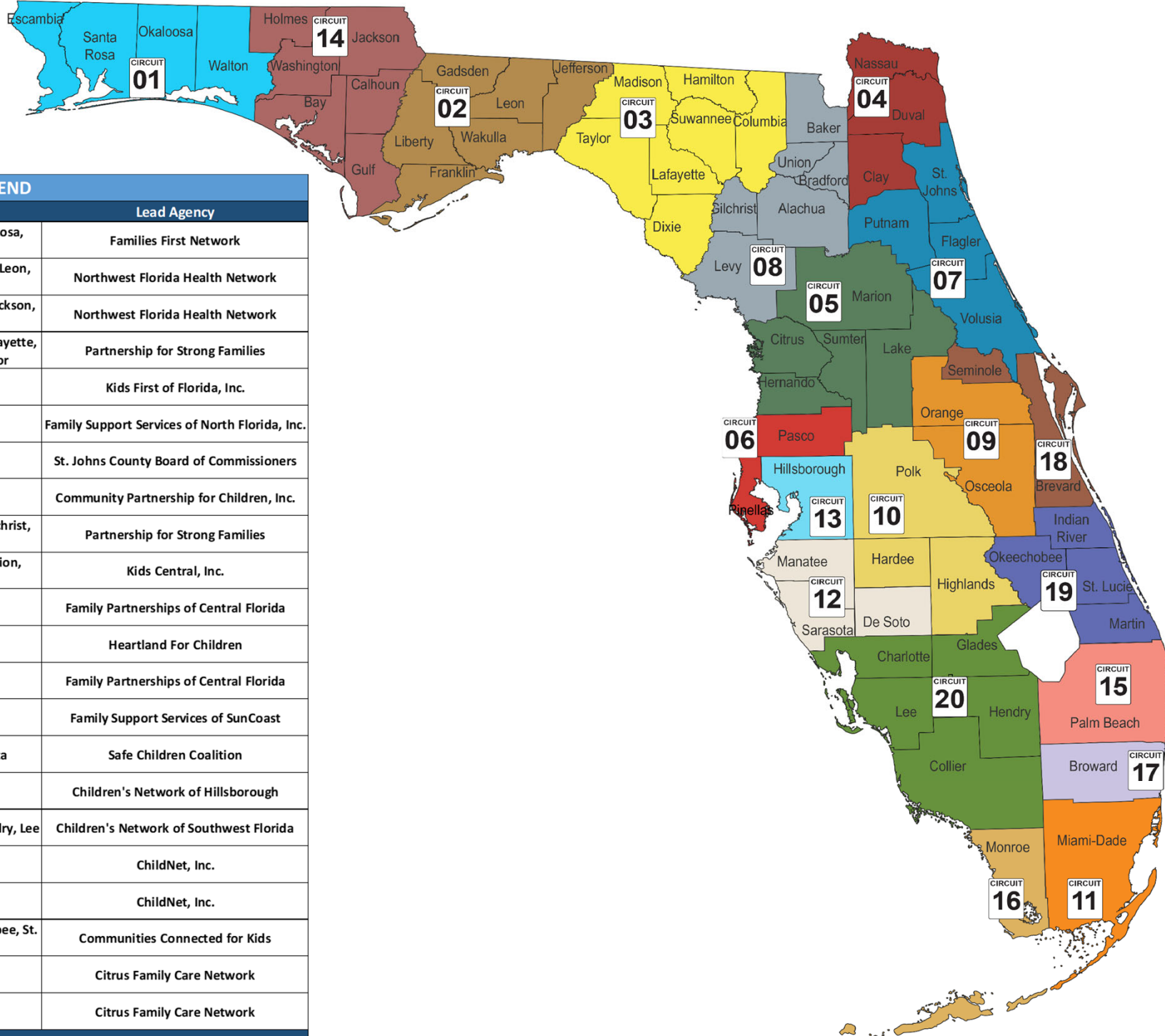
Cases with a Pending or No UHS – 45+ Days Past Due; Data-as-of: 01/17/2025

Relative / Non-Relative Unified Home Study Approval Status			
45 Days since Case Transfer - <u>Past Due</u>			
Agency	# of UHS	Status - Pending	Status - No UHS
CHS	4	1	3
LSF	9	3	6
OHU	7	0	7
<b>Total</b>	<b>20</b>	<b>4</b>	<b>16</b>





# Community Based Care Lead Agency Map



## LEGEND

Circuit	Region	Counties	Lead Agency
1	North West	Escambia, Okaloosa, Santa Rosa, Walton	Families First Network
2		Franklin, Gadsden, Jefferson, Leon, Liberty, Wakulla	Northwest Florida Health Network
14		Bay, Calhoun, Gulf, Holmes, Jackson, Washington	Northwest Florida Health Network
3	North East	Columbia, Dixie, Hamilton, Lafayette, Madison, Suwannee, Taylor	Partnership for Strong Families
4		Clay	Kids First of Florida, Inc.
4		Duval, Nassau	Family Support Services of North Florida, Inc.
7		St. Johns	St. Johns County Board of Commissioners
7		Flagler, Putnam, Volusia	Community Partnership for Children, Inc.
8	Central	Alachua, Baker, Bradford, Gilchrist, Levy, Union	Partnership for Strong Families
5		Citrus, Hernando, Lake, Marion, Sumter	Kids Central, Inc.
9		Orange, Osceola	Family Partnerships of Central Florida
10		Hardee, Highlands, Polk	Heartland For Children
18	Sun Coast	Seminole, Brevard	Family Partnerships of Central Florida
6		Pasco, Pinellas	Family Support Services of SunCoast
12		DeSoto, Manatee, Sarasota	Safe Children Coalition
13		Hillsborough	Children's Network of Hillsborough
20	South East	Charlotte, Collier, Glades, Hendry, Lee	Children's Network of Southwest Florida
15		Palm Beach	ChildNet, Inc.
17		Broward	ChildNet, Inc.
19	Southern	Indian River, Martin, Okeechobee, St. Lucie	Communities Connected for Kids
11		Miami-Dade	Citrus Family Care Network
16		Monroe	Citrus Family Care Network



## DATES FOR FEBRUARY

- 2/9-2/15 - Foster Family Appreciation Week
- Teen Dating Violence Awareness Month
- Black History Month
- 2/14 – Valentine’s Day

## SAFETY RESOURCES

### Internet Safety and Tips

- [Information, Advice and Support to Keep Children Safe Online \(internetmatters.org\)](#)
- [NetSmartz Home \(missingkids.org\)](#)

### Safe Sleep

- [www.ounce.org/safe\\_sleep.html](http://www.ounce.org/safe_sleep.html)

### Swim Safety Tips

- Pool Party Water Safety Tips: [bit.ly/41UoFcY](http://bit.ly/41UoFcY)
- Water Safety Tips: [ounce.org/water\\_safety.html](http://ounce.org/water_safety.html)
- Hot Car Safety Tips: [nhtsa.gov/campaign/heatstroke](http://nhtsa.gov/campaign/heatstroke)

## COMMUNITY RESOURCES

### Good Shepherd Hospice Grief Support Programs

<https://www.chaptershealth.org/care-support/grief-services/>

### Polk County Free Things To Do

<https://lakelandmom.com/free-things-to-do-in-lakeland/>

### Polk Plays

- Does your child use a school readiness voucher through the Early Learning Coalition of Polk County?
- Are you a Polk County resident with an EBT SNAP card?

If you answer yes to EITHER of these questions, you can receive a FREE one-year membership to Florida Children’s Museum. Membership includes all members of your household. Learn more and sign up at [polkplays.org](http://polkplays.org)

### Free Books for Children 0-5

[uwcf.org/dolly-partons-imagination-library/](http://uwcf.org/dolly-partons-imagination-library/)

### United Way’s 211

Call 211 or visit 211.org

Getting free confidential help for needs such as food, housing, employment, utilities, mental health and much more is just a text, call, or click away.

### ECHO Ministries

Help provide tangible needs to children in foster, adoptive, relative and non-relative care.

To Donate: ECHO Distribution Center every Wednesday from 9AM-12PM at 3625 Century Blvd Unit 1A, Lakeland, FL.

<https://www.echoministriesflorida.net/>

### Find Help (Previously Aunt Bertha)

<https://www.findhelp.org/>

Find local resources for food, health, housing, employment programs & other community resources in seconds.

### Take the All4Health FL Community Survey

<https://www.surveymonkey.com/r/All4HealthFL25>

### HOPE FLORIDA A PATHWAY TO PROSPERITY Call 850-300-HOPE

[mylifamilies.com/services/hope-florida](http://mylifamilies.com/services/hope-florida)

Services offered by Hope Navigators:

- Identifying goals and barriers
- Referrals to local, community-based partners
- One-on-one support to develop a plan to achieve economic-self sufficiency

### Autism/ASD Support Group

Last Friday of each month 10AM-11:30AM

At Bonnet Springs Park in Lakeland  
Childcare will be provided.

Please call (813) 455-2846 or  
email [Efigueroa2@usf.edu](mailto:Efigueroa2@usf.edu) to register.

### Circuit 10 Children’s Mental & Behavioral Health Resources

<https://sites.google.com/view/floridac10/mhbhresources/home>

On this site you will find:

- o Heartland for Children’s Parent Portal
- o MyFloridaMyFamily Community Services
- o Florida Mobile Response Team- 24/7 Crisis Assistance
- o Florida Statewide Medicaid Managed Care
- o Florida Association of Christian Child Caring Agencies
- o Florida Network Short-term Residential Programs
- o Center for Autism Related Disabilities (CARD)
- o National Alliance on Mental Illness
- o Post Adoption Support
- o Zebra Coalition
- o Central FL Behavioral Health Network
- o Hope Florida – A Pathway to Prosperity

### Food Distribution Schedule

Polk, Highlands and Hardee Counties Food Distribution Sites

[uwcf.org/initiatives/endhunger/schedule/](http://uwcf.org/initiatives/endhunger/schedule/)

### Healthy Families Florida

Family support and coaching program that helps parents provide the safe and stable environments children need for healthy growth and development.  
[healthyfamiliesfla.org/programs\\_map.html](http://healthyfamiliesfla.org/programs_map.html)

### Domestic Violence Services

Peace River Center’s Domestic Violence Program provides free, confidential services for individuals affected by domestic violence, sexual assault and human trafficking crimes, their family members and friends in Polk, Hardee and Highlands counties.

### 24-Hour Domestic Violence Crisis Lines

Hardee/Highlands 863.386.1167

Polk 863.413.2700

Victim Services Office Line 863.413.2708

Victim Services – Polk County 1860 South Crystal Lake Drive, Lakeland, FL 33801

Victim Services – Hardee/Highlands Counties

1570 Lakeview Drive, Sebring, FL 33870

## HFC EVENTS

### Foster Care Info Nights

Tuesday, February 11<sup>th</sup> at 6PM

Spring Haven Retirement

1125 Havendale Blvd NW,

Winter Haven

Tuesday, February 18<sup>th</sup> at 6:30PM

Ax Caliber – 204 E Orange St.

Lakeland

Monday, February 24<sup>th</sup> at 6PM

Virtual via Teams

**Register: 863-519-8900 x 289**

### HFC’s “Let’s Talk About it” Podcast

where we provide education and resources for family matters in Polk, Highlands and Hardee Counties

[Apple Podcasts](#) / [Anchor](#) / [Spotify](#) / [YouTube](#)

## POLK COUNTY

### Free Trainings for Parents & Teachers

Early Learning Coalition of Polk County is hosting classes in multiple locations providing tools and resources and food. Space is limited.

Register here: <https://bit.ly/3AJgNz3>

### Peer Recovery Center

Center for Behavioral Health Annex  
1501 1<sup>st</sup> Street South, Winter Haven, FL 33880  
Hours: Monday – Friday from 9AM-3PM

The center is a place for adults with a mental health diagnosis to receive education, support, resources and socialization.

Contact: (863) 293-1121 x 205789 for more info

### Florida Children Museum

400 Bonnet Springs Blvd.  
Lakeland, FL 33815

Contact: (863) 687-3869

<https://explorebcm.org>

### Carol Jenkin Barnett United Way Resource Center

Offers weekly classes for children from infants through age 5 where parents and children will learn and socialize as they participate in fun, stimulating, developmental activities. These classes are FREE and a great opportunity to meet other moms and caregivers.

- Breast Feeding Support Group
- Autism/ASD Support Group
- Child Development Classes
- Free Tax Prep
- Healthcare Navigator
- Free Child Development Screenings (1<sup>st</sup> Wednesday and 3<sup>rd</sup> Monday each month)
- Infant Massage Classes

Location: 400 Bonnet Springs Blvd. Lakeland, FL 33815

<https://uwcf.org/resourcecenter/>

## HIGHLANDS COUNTY

### Swimming Lessons at YMCA

<http://www.highlandsymca.org/aquatics.htm>

### Champion for Children

Provides child abuse and neglect prevention programs and early-intervention services to children and families in Highlands County.

Contact for more info about the documentary **RESILIENCE: The Biology of Stress and the Science of Hope** which talks about the connection between trauma and health.

Office: (863) 382-2905

<https://www.championforchildren.org/>

### Children's Museum of the Highlands

Hands on Learning for Ages 1-12

Cost: \$8/per person (ages 1+) for all day play.

219 N Ridgewood Dr. Sebring, Florida

(863) 451-5385 (contact museum for updated hours)

### Preservers of Life

Highlands County Community Nursing Organization  
This organization provides prevention healthcare and helps businesses and individuals integrate holistic health and wellness practices.

Kasey Pacheco, Community Nurse Collaborator

[Kasey@preserversoflife.com](mailto:Kasey@preserversoflife.com) | (863) 420-5255

### FREE GED Prep & ESOL Classes

South Florida State College is offering free classes for adults in Highlands and Hardee Counties to improve adult literacy.

Contact: Sari Crews

863-784-7473 | [sari.crews@southflorida.edu](mailto:sari.crews@southflorida.edu)

<https://www.southflorida.edu/future-students/general-educational-development-program-ged>

## HARDEE COUNTY

### Hardee County Swimming Resources

[Swim Lessons | Florida Department of Health in Hardee \(floridahealth.gov\)](#)

### Hardee Help Center

A Christ-centered community service organization bringing hope & healing to Hardee County families in difficult seasons of life.

713 E Bay Street Wauchula, FL 33873

Contact: [info@hardeehelpcenter.com](mailto:info@hardeehelpcenter.com) | 863-773-0034

### Visit Hardee

Website for upcoming events, community updates and resources: <https://www.visithardee.com/events>

### FREE GED Prep & ESOL Classes

South Florida State College is offering free classes for adults in Highlands and Hardee Counties to improve adult literacy.

Contact: Sari Crews

863-784-7473 | [sari.crews@southflorida.edu](mailto:sari.crews@southflorida.edu)

<https://www.southflorida.edu/future-students/general-educational-development-program-ged>



## DATES FOR JANUARY

- 1/1 – Happy New Year!
- Human Trafficking Prevention Month
- National Mentoring Month

## SAFETY RESOURCES

### Internet Safety and Tips

- [Information, Advice and Support to Keep Children Safe Online \(internetmatters.org\)](#)
- [NetSmartz Home \(missingkids.org\)](#)

### Safe Sleep

- [www.ounce.org/safe\\_sleep.html](http://www.ounce.org/safe_sleep.html)

### Swim Safety Tips

- Pool Party Water Safety Tips: [bit.ly/41UoFcY](http://bit.ly/41UoFcY)
- Water Safety Tips: [ounce.org/water\\_safety.html](http://ounce.org/water_safety.html)

### Hot Car Safety Tips

- [nhtsa.gov/campaign/heatstroke](http://nhtsa.gov/campaign/heatstroke)

## COMMUNITY RESOURCES

### Hurricane Resources

- [heartlandforchildren.org/hurricane](http://heartlandforchildren.org/hurricane)
- Local Info: [www.uwcf.org/hurricane](http://www.uwcf.org/hurricane)
- Storm updates: <https://www.floridadisaster.org/updates/>
- Shelter Information: [floridadisaster.org/shelter-status/](http://floridadisaster.org/shelter-status/)
- Evacuation Orders: [floridadisaster.org/evacuation-orders/](http://floridadisaster.org/evacuation-orders/)
- Power Outages: [psc.state.fl.us/hurricane-report](http://psc.state.fl.us/hurricane-report)

### Polk County Free Things To Do

<https://lakelandmom.com/free-things-to-do-in-lakeland/>

### Polk Plays

- Does your child use a school readiness voucher through the Early Learning Coalition of Polk County?
- Are you a Polk County resident with an EBT SNAP card?

If you answer yes to EITHER of these questions, you can receive a FREE one-year membership to Florida Children's Museum. Membership includes all members of your household. Learn more and sign up at [polkplays.org](http://polkplays.org)

### Free Books for Children 0-5

[uwcf.org/dolly-partons-imagination-library/](http://uwcf.org/dolly-partons-imagination-library/)

### United Way's 211

Call 211 or visit 211.org

Getting free confidential help for needs such as food, housing, employment, utilities, mental health and much more is just a text, call, or click away.

### ECHO Ministries

Help provide tangible needs to children in foster, adoptive, relative and non-relative care.

To Donate: ECHO Distribution Center every Wednesday from 9AM-12PM at 3625 Century Blvd Unit 1A, Lakeland, FL.

<https://www.echoministriesflorida.net/>

### Find Help (Previously Aunt Bertha)

<https://www.findhelp.org/>

Find local resources for food, health, housing, employment programs & other community resources in seconds.

### Take the All4Health FL Community Survey

<https://www.surveymonkey.com/r/All4HealthFL25>

### HOPE FLORIDA A PATHWAY TO PROSPERITY Call 850-300-HOPE

[myfffamilies.com/services/hope-florida](http://myfffamilies.com/services/hope-florida)

Services offered by Hope Navigators:

- Identifying goals and barriers
- Referrals to local, community-based partners
- One-on-one support to develop a plan to achieve economic-self sufficiency

### Autism/ASD Support Group

Last Friday of each month 10AM-11:30AM

At Bonnet Springs Park in Lakeland  
Childcare will be provided.

Please call (813) 455-2846 or  
email [Efigueroa2@usf.edu](mailto:Efigueroa2@usf.edu) to register.

### Circuit 10 Children's Mental & Behavioral Health Resources

<https://sites.google.com/view/floridac10/mhbjresources/home>

On this site you will find:

- Heartland for Children's Parent Portal
- MyFloridaMyFamily Community Services
- Florida Mobile Response Team- 24/7 Crisis Assistance
- Florida Statewide Medicaid Managed Care
- Florida Association of Christian Child Caring Agencies
- Florida Network Short-term Residential Programs
- Center for Autism Related Disabilities (CARD)
- National Alliance on Mental Illness
- Post Adoption Support
- Zebra Coalition
- Central FL Behavioral Health Network
- Hope Florida – A Pathway to Prosperity

### Food Distribution Schedule

Polk, Highlands and Hardee Counties Food  
Distribution Sites

[uwcf.org/initiatives/endhunger/schedule/](http://uwcf.org/initiatives/endhunger/schedule/)

### Healthy Families Florida

Family support and coaching program that helps parents provide the safe and stable environments children need for healthy growth and development.

[healthyfamiliesfla.org/programs\\_map.html](http://healthyfamiliesfla.org/programs_map.html)

### Domestic Violence Services

Peace River Center's Domestic Violence Program provides free, confidential services for individuals affected by domestic violence, sexual assault and human trafficking crimes, their family members and friends in Polk, Hardee and Highlands counties.

### 24-Hour Domestic Violence Crisis Lines

Hardee/Highlands 863.386.1167

Polk 863.413.2700

Victim Services Office Line 863.413.2708

Victim Services – Polk County 1860 South  
Crystal Lake Drive, Lakeland, FL 33801

Victim Services – Hardee/Highlands  
Counties

1570 Lakeview Drive, Sebring, FL 33870

## HFC EVENTS

### Foster Care Info Nights

Monday, January 13<sup>th</sup> at 6:30PM  
Virtual – Register to receive link.

Tuesday, January 28<sup>th</sup> at 6PM  
Historic Train Depot  
120 W Park St. Auburndale

**Register: 863-519-8900 x 289**

### HFC's "Let's Talk About it" Podcast

where we provide education and resources for family matters in Polk, Highlands and Hardee Counties

[Apple Podcasts](#) / [Anchor](#) / [Spotify](#) / [YouTube](#)



# Resource News Flash | January 2025

## POLK COUNTY

### Free Trainings for Parents & Teachers

Early Learning Coalition of Polk County is hosting classes in multiple locations providing tools and resources and food. Space is limited.

Register here: <https://bit.ly/3AJgNz3>

### Peer Recovery Center

Center for Behavioral Health Annex  
1501 1<sup>st</sup> Street South, Winter Haven, FL 33880  
Hours: Monday – Friday from 9AM-3PM

The center is a place for adults with a mental health diagnosis to receive education, support, resources and socialization.

Contact: (863) 293-1121 x 205789 for more info

### Florida Children Museum

400 Bonnet Springs Blvd.  
Lakeland, FL 33815  
Contact: (863) 687-3869  
<https://explorebcm.org>

### Carol Jenkin Barnett United Way Resource Center

Offers weekly classes for children from infants through age 5 where parents and children will learn and socialize as they participate in fun, stimulating, developmental activities. These classes are FREE and a great opportunity to meet other moms and caregivers.

- Breast Feeding Support Group
- Autism/ASD Support Group
- Child Development Classes
- Free Tax Prep
- Healthcare Navigator
- Free Child Development Screenings (1<sup>st</sup> Wednesday and 3<sup>rd</sup> Monday each month)
- Infant Massage Classes

Location: 400 Bonnet Springs Blvd. Lakeland, FL 33815  
<https://uwcf.org/resourcecenter/>

## HIGHLANDS COUNTY

### Swimming Lessons at YMCA

<http://www.highlandsymca.org/aquatics.htm>

### Champion for Children

Provides child abuse and neglect prevention programs and early-intervention services to children and families in Highlands County.

Contact for more info about the documentary **RESILIENCE: The Biology of Stress and the Science of Hope** which talks about the connection between trauma and health.

Office: (863) 382-2905  
<https://www.championforchildren.org/>

### Children's Museum of the Highlands

Hands on Learning for Ages 1-12  
Cost: \$8/per person (ages 1+) for all day play.  
219 N Ridgewood Dr. Sebring, Florida  
(863) 451-5385 (contact museum for updated hours)

### Preservers of Life

Highlands County Community Nursing Organization  
This organization provides prevention healthcare and helps businesses and individuals integrate holistic health and wellness practices.

Kasey Pacheco, Community Nurse Collaborator  
[Kasey@preserversoflife.com](mailto:Kasey@preserversoflife.com) | (863) 420-5255

### FREE GED Prep & ESOL Classes

South Florida State College is offering free classes for adults in Highlands and Hardee Counties to improve adult literacy.  
Contact: Sari Crews  
863-784-7473 | [sari.crews@southflorida.edu](mailto:sari.crews@southflorida.edu)  
<https://www.southflorida.edu/future-students/general-educational-development-program-ged>

## HARDEE COUNTY

### Hardee County Swimming Resources

[Swim Lessons | Florida Department of Health in Hardee \(floridahealth.gov\)](#)

### Hardee Help Center

A Christ-centered community service organization bringing hope & healing to Hardee County families in difficult seasons of life.  
713 E Bay Street Wauchula, FL 33873  
Contact: [info@hardeehelpcenter.com](mailto:info@hardeehelpcenter.com) | 863-773-0034

### Visit Hardee

Website for upcoming events, community updates and resources: <https://www.visithardee.com/events>

### FREE GED Prep & ESOL Classes

South Florida State College is offering free classes for adults in Highlands and Hardee Counties to improve adult literacy.  
Contact: Sari Crews  
863-784-7473 | [sari.crews@southflorida.edu](mailto:sari.crews@southflorida.edu)  
<https://www.southflorida.edu/future-students/general-educational-development-program-ged>