

# Performance & Quality Improvement (PQI) Report

Data for week ended Sunday, October 06, 2024



## Mission

Improving safety, permanency and well-being for all children in Polk, Highlands, and Hardee Counties

## Vision

To eliminate child abuse and neglect in Polk, Highlands, and Hardee Counties



# Community Based Care Lead Agency Scorecard

FY 23-24, Quarter 4 Performance

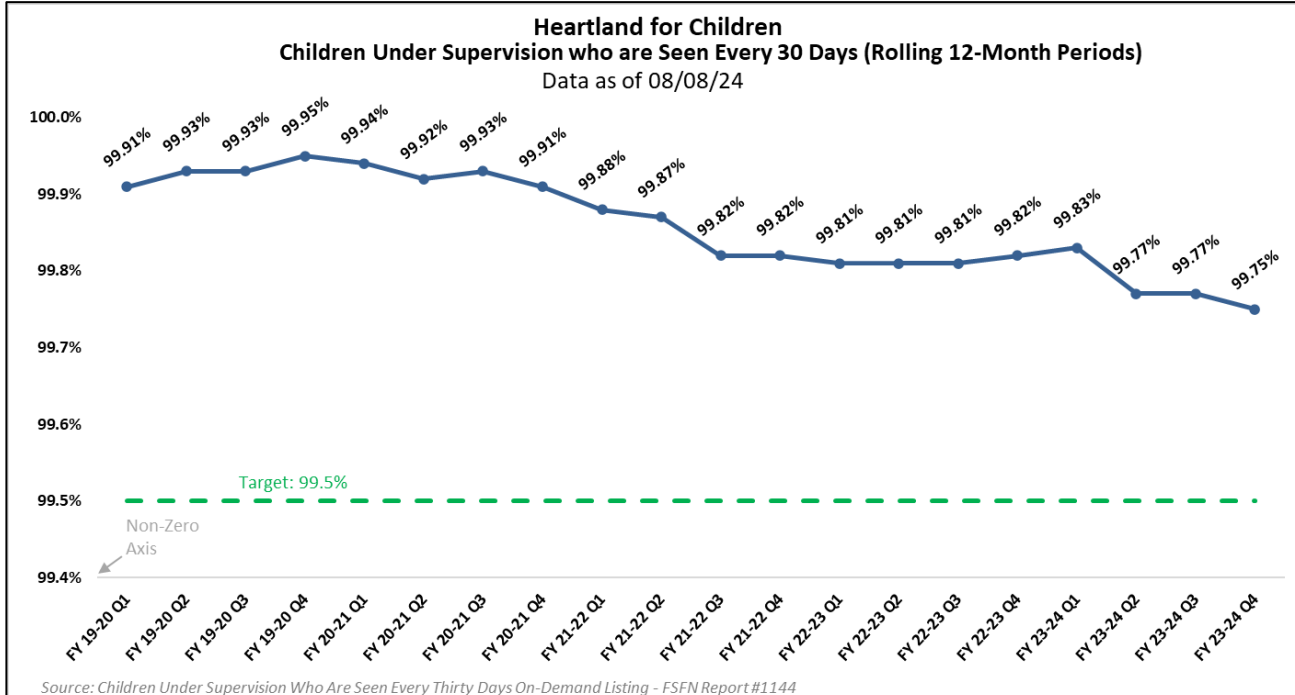
CBC Lead Agency Scorecard Performance Table	Safety				Permanency				Well-Being			
Measures	1. Rate of Abuse per 100,000 days while in foster care.	2. Percent of children who are not neglected or abused during in-home services.	3. Children who are not neglected or abused after closure of services.	4. Children under supervision who are seen every 30 days.	5. Children exiting foster care to a permanent home within 12 months of entering care.	6. Children achieving permanency in 12 months for children in foster care 12 to 23 months.	7. Children who do not re-enter foster care within 12 months of moving to a permanent home.	8. Children's placement moves per 1,000 days in foster care.	9. Children in out-of-home care who have received medical services in the last 12 months.	10. Children in out-of-home care who received dental services within the last 7 months.	11. Young adults in foster care at age 18 that have completed or are enrolled in secondary education.	12. Children placed with all of their siblings who are in out of home care.
<b>Quarterly Scheduled FSFN Listing Report #</b>	1272	1156	1157	1158	1159	1160	1162	1161	1163	1164	1165	1166
<b>Standard</b>	<b>8.5</b>	<b>95.0%</b>	<b>95.0%</b>	<b>99.5%</b>	<b>40.5%</b>	<b>43.6%</b>	<b>91.7%</b>	<b>4.12</b>	<b>95.0%</b>	<b>95.0%</b>	<b>80.0%</b>	<b>65.0%</b>
<b>Reporting Period</b>	04/01/23 to 03/31/24	04/01/23 to 03/31/24	10/01/22 to 09/30/23	07/01/23 to 06/30/24	07/01/22 to 06/30/23	07/01/23	07/01/21 to 06/30/22	07/01/23 to 06/30/24	06/30/24	06/30/24	07/01/23 to 06/30/24	06/30/24
ChildNet-Broward	7.32	94.68%	98.57%	99.75%	31.89%	49.66%	94.65%	4.44	96.06%	91.43%	79.25%	60.70%
ChildNet-Palm Beach	8.70	96.26%	96.36%	99.74%	35.98%	61.58%	93.18%	3.79	92.07%	88.45%	85.42%	67.13%
Childrens Network of SW Florida	4.51	98.12%	97.69%	99.87%	39.63%	63.16%	94.92%	5.90	98.13%	98.99%	94.44%	58.12%
Childrens Network-Hillsborough	6.67	97.78%	96.38%	99.67%	17.63%	38.97%	91.53%	4.90	96.82%	90.86%	76.27%	53.61%
Citrus Health Network	5.29	97.12%	98.94%	99.66%	23.37%	44.17%	92.37%	5.18	97.53%	96.25%	89.87%	61.20%
Communities Connected for Kids	13.98	95.86%	97.36%	99.86%	34.45%	64.80%	92.48%	3.91	96.65%	94.46%	73.91%	60.20%
Community Partnership for Children	8.51	97.44%	97.08%	99.88%	26.46%	58.22%	80.95%	3.97	98.08%	92.02%	79.31%	54.11%
Family Integrity Program	9.56	98.02%	99.01%	99.90%	28.57%	78.95%	92.31%	5.46	100.00%	100.00%	66.67%	57.14%
Family Partnerships of Central Florida	9.57	94.34%	97.56%	99.26%	24.36%	45.55%	87.83%	5.17	89.63%	80.29%	85.90%	55.73%
Family Support Services of North Fla	5.59	96.58%	97.01%	99.76%	22.58%	41.39%	96.36%	5.71	95.16%	81.15%	90.00%	50.21%
FSS Suncoast	5.91	97.26%	98.23%	99.73%	30.65%	52.12%	92.47%	5.33	89.93%	74.69%	57.41%	57.50%
<b>Heartland for Children</b>	<b>6.33</b>	<b>95.72%</b>	<b>96.93%</b>	<b>99.75%</b>	<b>35.61%</b>	<b>48.23%</b>	<b>93.23%</b>	<b>3.21</b>	<b>96.43%</b>	<b>91.73%</b>	<b>84.62%</b>	<b>59.35%</b>
Kids Central, Inc.	6.12	96.19%	97.45%	97.81%	26.20%	36.42%	92.02%	9.39	84.66%	61.20%	75.61%	60.53%
Kids First of Florida, Inc.	1.53	99.53%	100.00%	99.81%	18.75%	60.47%	93.33%	4.87	83.23%	56.70%	85.71%	48.65%
NWF Health Network - East	6.03	95.93%	96.60%	99.88%	38.58%	47.57%	85.62%	4.67	96.80%	89.67%	93.75%	56.90%
NWF Health Network - West	13.46	94.10%	95.75%	99.82%	30.57%	65.48%	90.58%	5.89	95.43%	86.80%	93.55%	54.58%
Partnership for Strong Families	8.27	95.97%	98.74%	99.54%	24.48%	55.47%	96.15%	7.05	95.59%	63.67%	61.54%	52.91%
Safe Children Coalition	6.92	97.32%	97.85%	99.53%	41.40%	51.52%	88.20%	5.54	95.55%	88.54%	69.23%	65.91%
<b>Statewide</b>	<b>7.39</b>	<b>96.38%</b>	<b>97.30%</b>	<b>99.13%</b>	<b>29.71%</b>	<b>49.53%</b>	<b>91.55%</b>	<b>5.35</b>	<b>93.45%</b>	<b>83.98%</b>	<b>81.19%</b>	<b>57.39%</b>
<b>Red Zone</b>	<b>8.85</b>	<b>92.9%</b>	<b>92.9%</b>	<b>98.9%</b>	<b>36.3%</b>	<b>39.2%</b>	<b>90.8%</b>	<b>4.54</b>	<b>89.9%</b>	<b>89.9%</b>	<b>69.9%</b>	<b>60.0%</b>

# Contract Measure – Children Seen Every Thirty Days

Percent of children under supervision who are required to be seen every 30 days – Target = 99.5%

Prior Month End		
<b>Scorecard Measure #4 - Children Under Supervision Who Are Seen Every Thirty Days</b>		
August 2024 as of 09/08/2024		
Report Date Range: 08/01/2024 to 08/31/2024		
Agency	# of Children <u>Not</u> seen in 30 days	% of Children seen timely
CHS	2	99.96% ★
LSF	3	99.73% ★
OHU	6	99.78% ★
NTF	0	100.00% ★
HFC	11	99.66% ★
<b>Statewide</b>		<b>99.74%</b>
<i>Source Monthly: "Children Under Supervision Who Are Seen Every Thirty Days - Report #1144"</i>		
Target of 99.5%		

Current Month		
<b>Scorecard Measure #4 - Children Under Supervision Who Are Seen Every Thirty Days</b>		
September 2024 as of 10/06/2024		
Report Date Range: 09/01/2024 to 09/30/2024		
Agency	# of Children <u>Not</u> seen in 30 days	% of Children seen timely
CHS	1	99.99% ★
LSF	3	99.96% ★
OHU	1	99.86% ★
NTF	3	99.78% ★
HFC	8	99.91% ★
<b>Statewide</b>		<b>99.81%</b>
<i>Source Monthly: "Children Under Supervision Who Are Seen Every Thirty Days - Report #1144"</i>		
Target of 99.5%		



# Monthly Birth Parent Contacts

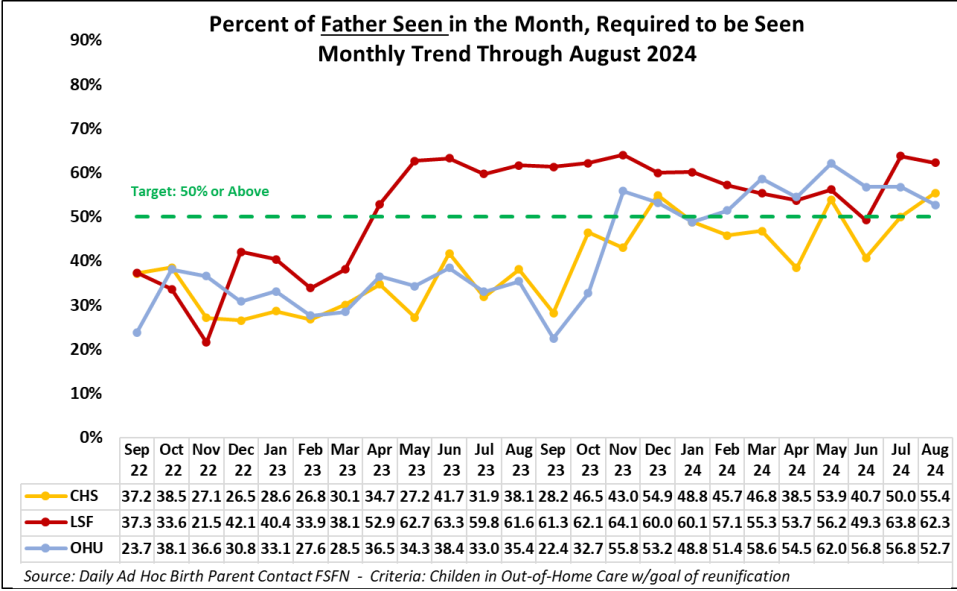
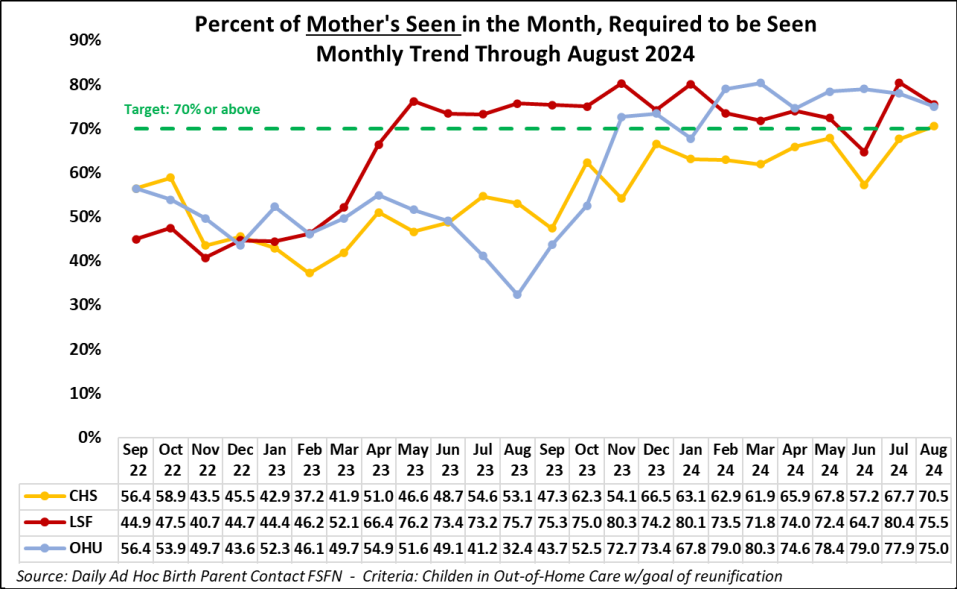
Target = 70% Mothers and 50% Fathers - seen monthly

Current  
Month

Birth Parent Contact Completed						
September 2024 as of 10/06/2024 (Point in Time)						
AGENCY	# Moms Required	# Moms Completed	Mom % Completed	# Dads Required	# Dads Completed	Dad % Completed
CHS	142	95	66.9%	98	44	44.9%
LSF	132	97	73.5%	107	60	56.1%
OHU	178	141	79.2%	133	82	61.7%
<b>TOTAL</b>	<b>452</b>	<b>333</b>	<b>73.7%</b>	<b>338</b>	<b>186</b>	<b>55.0%</b>

Criteria: Childen in Out-of-Home Care w/goal of reunification  
 Source: Daily Ad Hoc Birth Parent Contact FSNF  
 Mothers Seen Target: 70%  
 Fathers Seen Target: 50%

- Mother Contact, Target is 70% or above
- Father Contact, Target is 50% or above



# Case Transfer Staffing Data

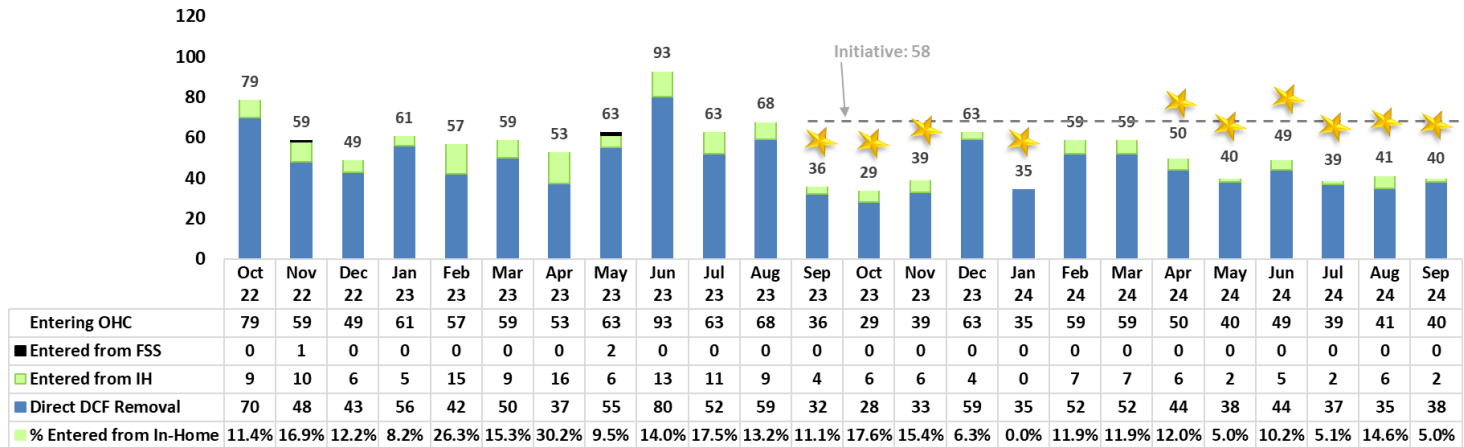
Case Transfer Data For Fiscal Year 2023/24 - Data as of 09/22/2024

	JUL	AUG	SEPT	OCT	NOV	DEC	JAN	FEB	MAR	APR	MAY	JUN	24-25 Totals	23-24 Totals	22-23 Totals	21-22 Totals	20-21 Totals	19-20 Totals		JUL	AUG	SEPT	OCT	NOV	DEC	JAN	FEB	MAR	APR	MAY	JUN	24-25 Totals	23-24 Totals	22-23 Totals	21-22 Totals	20-21 Totals	19-20 Totals
<b>Number of Children</b>																		<b>NON-JUDICIAL IN HOME SERVICES</b>																			
CHS	17	13	6	0	0	0	0	0	0	0	0	0	36	204	347	358	426	414	CHS	0	0	0	0	0	0	0	0	0	0	0	0	0	0	0	0	0	
LSF	14	20	22	2	0	0	0	0	0	0	0	0	58	212	401	355	443	439	LSF	0	0	0	0	0	0	0	0	0	0	0	0	0	0	0	0	0	
NTF	29	14	27	0	0	0	0	0	0	0	0	0	70	185	0	0	0	0	NTF	29	21	27	0	0	0	0	0	0	0	0	0	0	0	0	0	0	
OHU Polk	2	21	3	0	0	0	0	0	0	0	0	0	26	78	141	147	162	177	OHU Polk	0	0	0	0	0	0	0	0	0	0	0	0	0	0	0	0	0	
One Hope	28	27	30	3	0	0	0	0	0	0	0	0	88	479	439	503	550	518	One Hope	0	0	0	0	0	0	0	0	0	0	0	0	0	0	0	0	0	
Total	90	95	88	5	0	0	0	0	0	0	0	0	278	1158	1328	1363	1581	1548	Total	29	21	27	0	0	0	0	0	0	0	0	0	77	208	261	277	343	265
<b>Out of Home Care</b>																		<b>OCS / ICPC Courtesy Supervision</b>																			
CHS	13	12	3	0	0	0	0	0	0	0	0	0	28	141	229	200	220	240	CHS	0	0	0	0	0	0	0	0	0	0	0	0	0	0	0	0	0	
LSF	10	12	14	1	0	0	0	0	0	0	0	0	37	151	237	188	267	253	LSF	0	0	0	0	0	0	0	0	0	0	0	0	0	0	0	0	0	
OHU Polk	2	15	3	0	0	0	0	0	0	0	0	0	20	47	98	103	75	91	OHU Polk	0	0	0	0	0	0	0	0	0	0	0	0	0	0	0	0	0	
One Hope	2	0	7	1	0	0	0	0	0	0	0	0	10	164	102	113	150	106	One Hope	24	25	23	0	0	0	0	0	0	0	0	0	72	292	270	338	351	360
Total	27	39	27	2	0	0	0	0	0	0	0	0	95	503	666	604	712	690	Total	24	25	23	0	0	0	0	0	0	0	0	0	72	292	270	338	353	360
<b>IN - HOME JUDICIAL</b>																		<b>Reinstatement of Protective Services Supervision (Notice of Hearings)</b>																			
CHS	0	0	0	0	0	0	0	0	0	0	0	0	0	17	10	4	17	38	CHS	0	0	3	0	0	0	0	0	0	0	0	0	3	17	17	26	8	
LSF	0	6	6	0	0	0	0	0	0	0	0	0	12	9	10	16	23	40	LSF	3	0	0	0	0	0	0	0	0	0	0	0	3	12	35	46	36	10
OHU Polk	0	1	0	0	0	0	0	0	0	0	0	0	1	7	0	2	10	40	OHU Polk	0	0	0	0	0	0	0	0	0	0	0	0	0	8	1	2	7	8
One Hope	0	0	0	0	0	0	0	0	0	0	0	0	0	8	6	6	4	8	One Hope	1	0	0	0	0	0	0	0	0	0	0	0	1	4	4	0	0	0
Total	0	7	6	0	0	0	0	0	0	0	0	0	13	49	27	28	54	126	Total	4	0	3	0	0	0	0	0	0	0	0	0	7	41	57	65	69	26

## Children Entering Out of Home Care

The percentage of cases that were converted from non-judicial to judicial for the previous month

Heartland for Children  
Number of Children Entering OHC by Type of Entry  
Monthly Trend Through October 6, 2024



Source: FSFN Report - Children Entering and Exiting Foster Care On-Demand Listing - OCWDRU Report #1182, Excluding Children 18 and Over  
Excluding aged 18+ and IL initial placements

# Children Re-Entering Out-of-Home Care

Number of Children in a Recent Removal Episode Who Have Had a Prior Reunification or Permanent Guardianship

Re-Entry  
into OHC  
Last 2  
Weeks

Removal Episodes for Children with a Prior Reunification or Permanent Guardianship									
Removals entered into FSFN between 09/23/24 - 10/06/24									
Current Removal Case ID	Child Id	Current Agency	Prior Unit	Current Removal Date	Prior PG or Reunification Discharge Date	Length from Prior Discharge to Current Removal (months)	Range Prior Discharge to Current Removal	SM07 Cohort	FSFN Entry Date
102062896	107505049	OHU	142855-OHU-HIGHLANDS	9/25/2024	3/26/2024	6	< 1.0 yr	Yes	9/30/24

Source: FSFN Data Warehouse Ad Hoc Report,

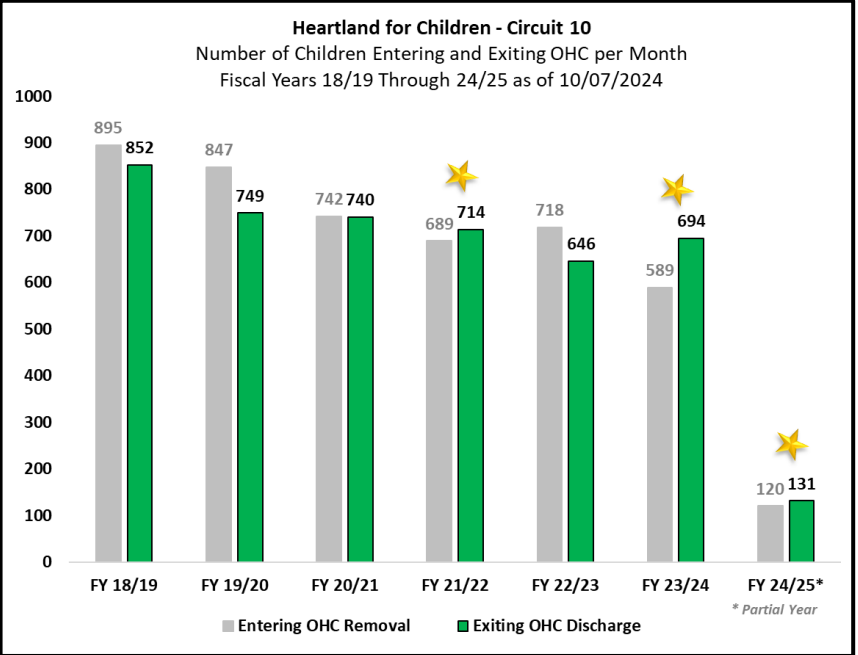
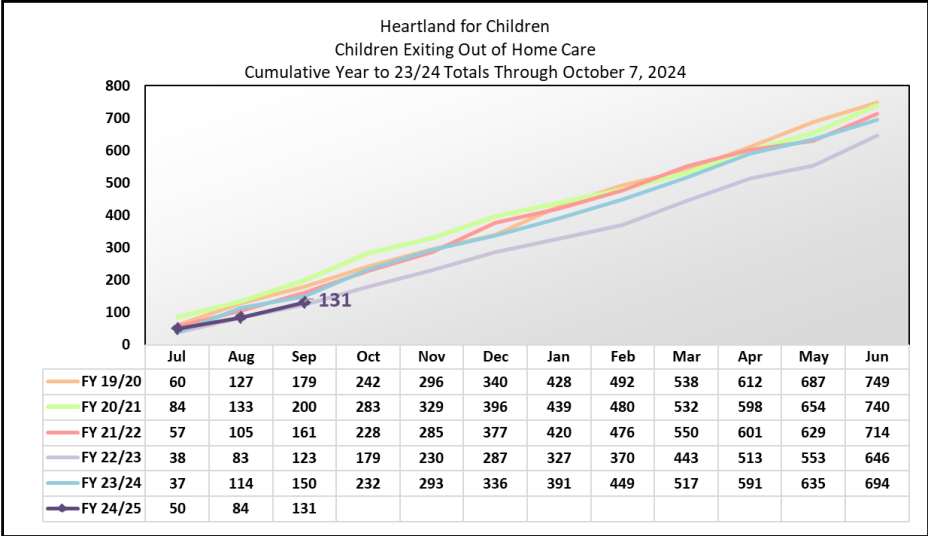
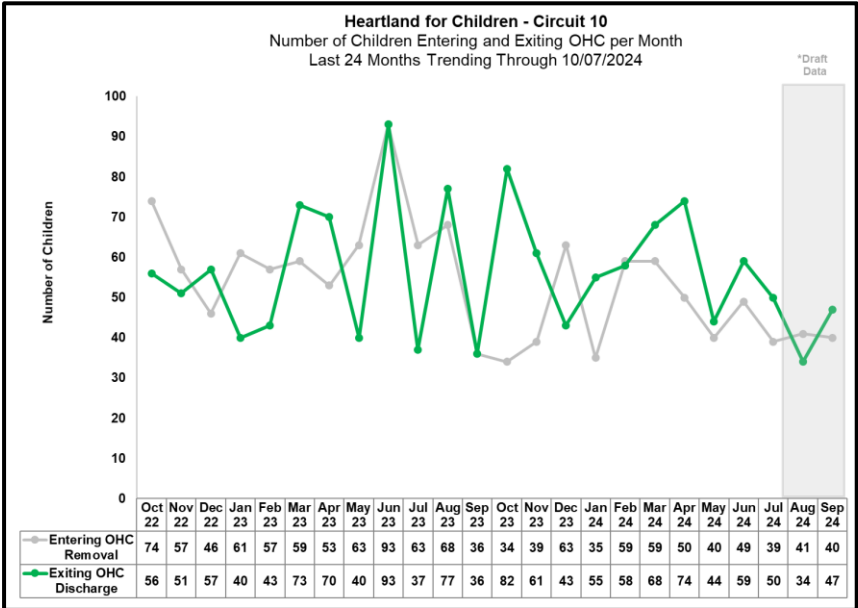
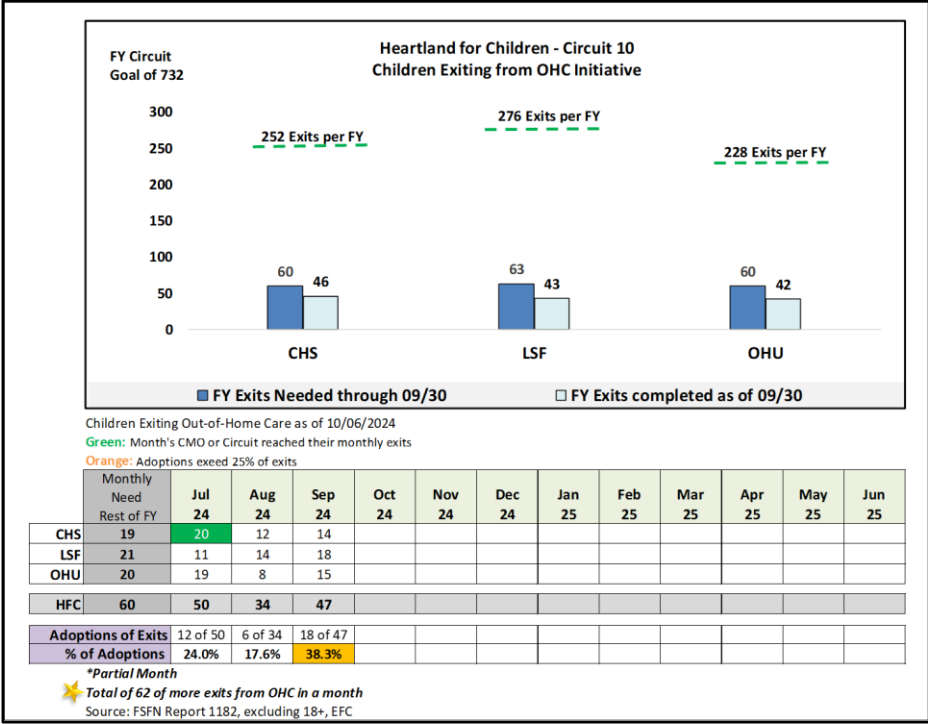
## Scorecard Measures 7 – Children Who Do Not Re-Enter into OHC after Achieving Permanency

SM07 - Percent of children exiting care to a permanent home within 12 months of entering care – **Target = 94% or Greater**





# FY 2023-2024 Exiting Out-of-Home Care Initiative





**No  
Update**





**No  
Update**

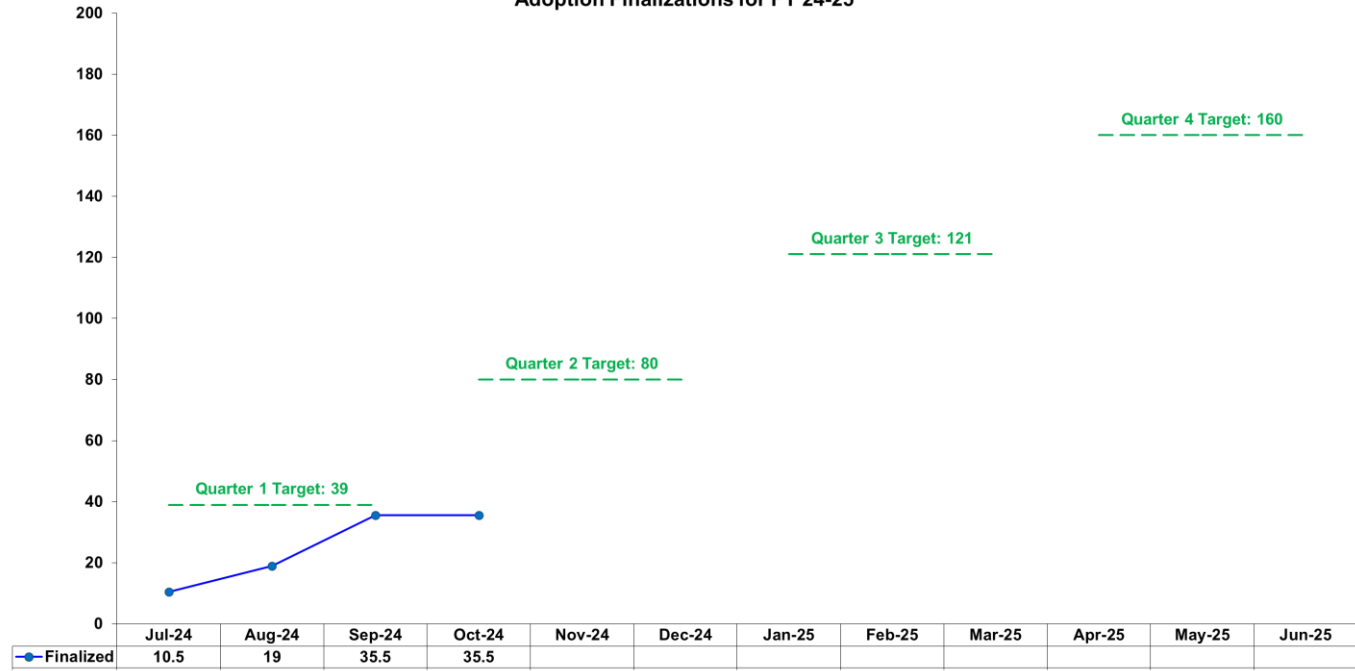


**No  
Update**

# Adoption Finalizations

Percent of Adoptions Finalized with 24 Months of Removal & Percent of Adoption Goal Met

Heartland for Children - DCF Circuit 10  
Adoption Finalizations for FY 24-25



Source: HFC Adoption Database; Data-as-of: October 8, 2024

**Upcoming Finalization**  
**Dates FY(24/25)**

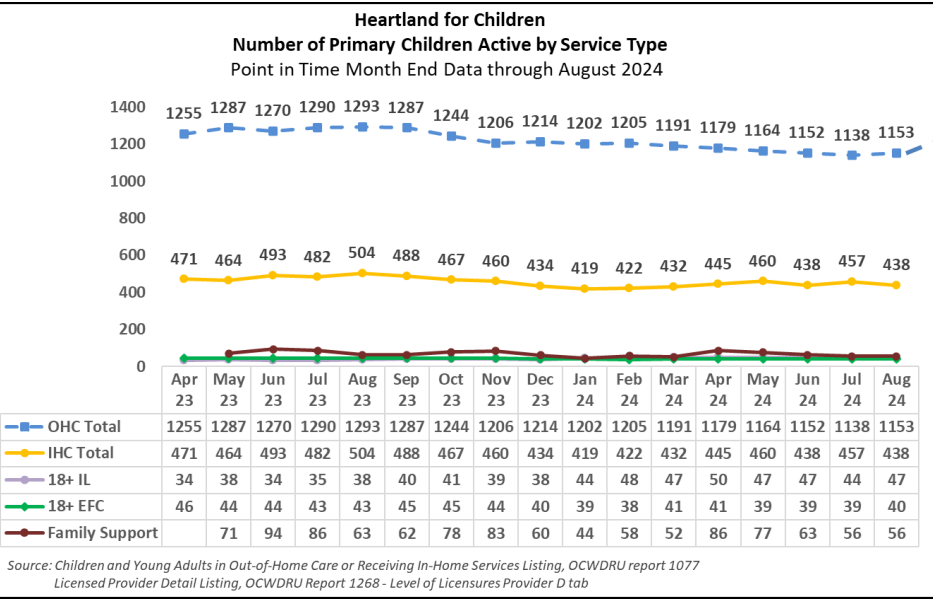
- October 23 & 30, 2024
- November 13 & 20, 2024
- December 11 & 18, 2024

**Adoption Finalizations**  
FY 24-25 - **1st Quarter** as of  
10/08/2024

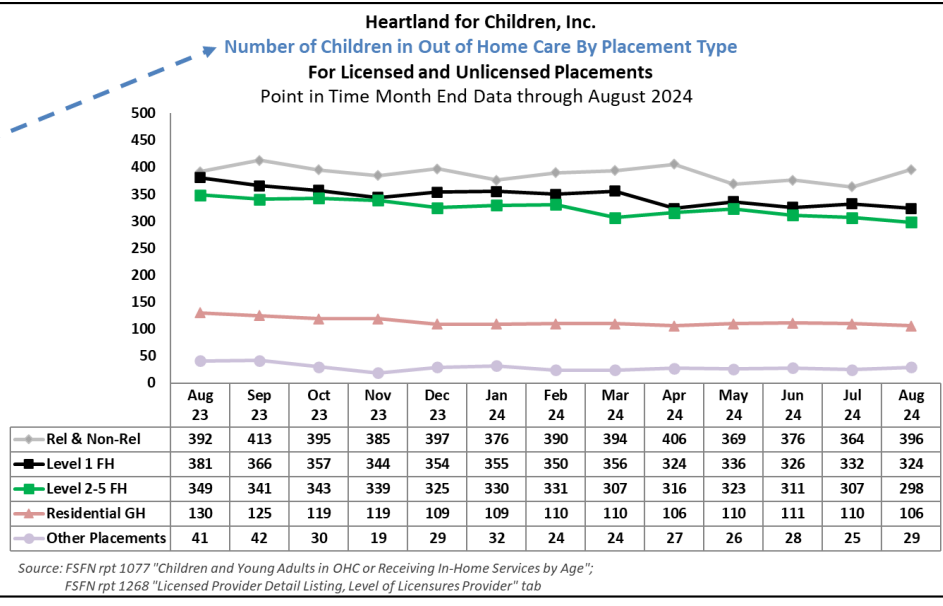
CMO	Finalized Adoptions YTD
CHS	2.5
LSF	13.5
OHU	19.5
<b>Total</b>	<b>35.5</b>

# Children and Families being Served for In-Home, Out-of-Home and Family Support - 12 months prior

## Children Served at Month End by Service Type



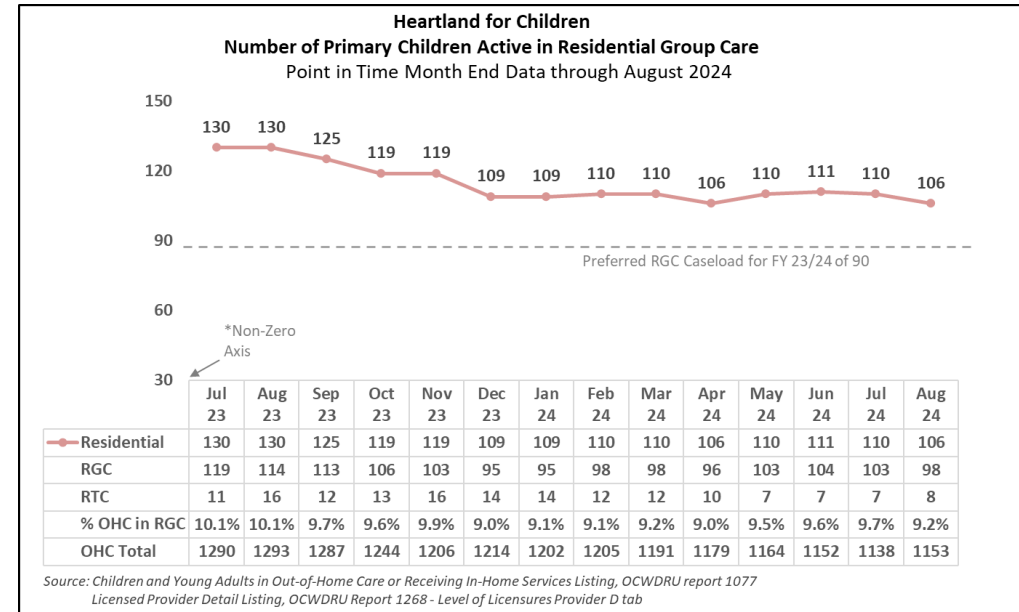
Source: Children and Young Adults in Out-of-Home Care or Receiving In-Home Services Listing, OCWDRU report 1077  
Licensed Provider Detail Listing, OCWDRU Report 1268 - Level of Licensures Provider D tab



Source: FSFN rpt 1077 "Children and Young Adults in OHC or Receiving In-Home Services by Age";  
FSFN rpt 1268 "Licensed Provider Detail Listing, Level of Licensures Provider" tab

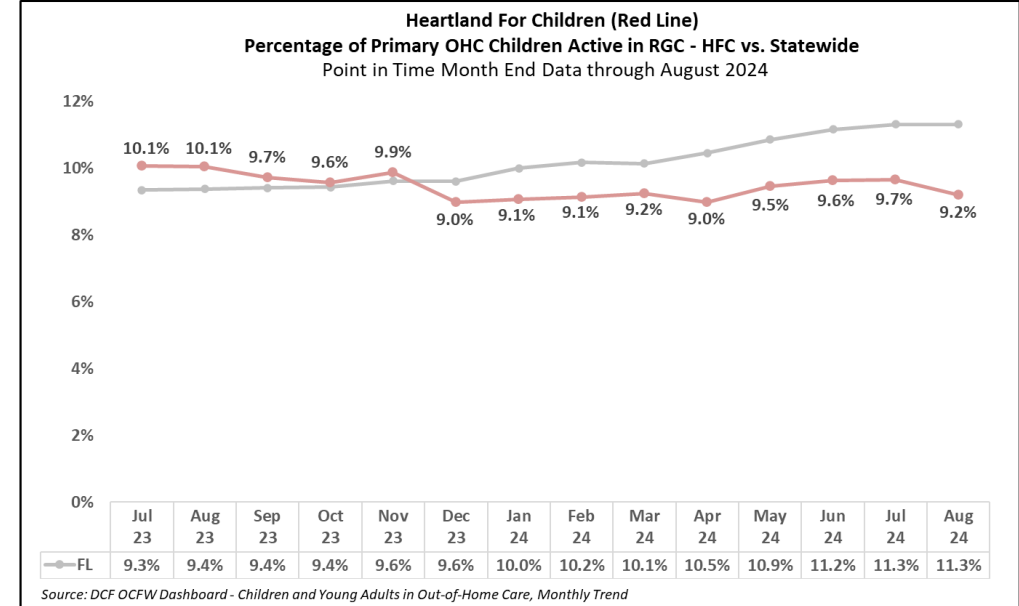
# Children and Families being Served for In-Home, Out-of-Home and Family Support - 12 months prior

## ➤ Number and Percent of Children Serviced in Residential Care



### Circuit 10 Percent of Group Homes, Percent of Beds Licensed and Utilized Point in Time as of August 2024 Month End

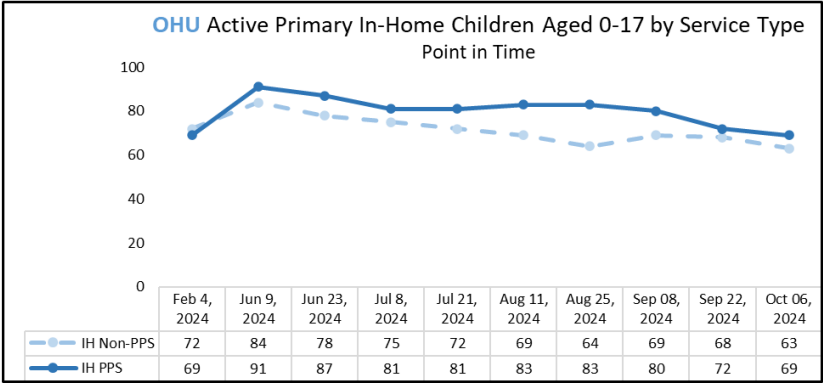
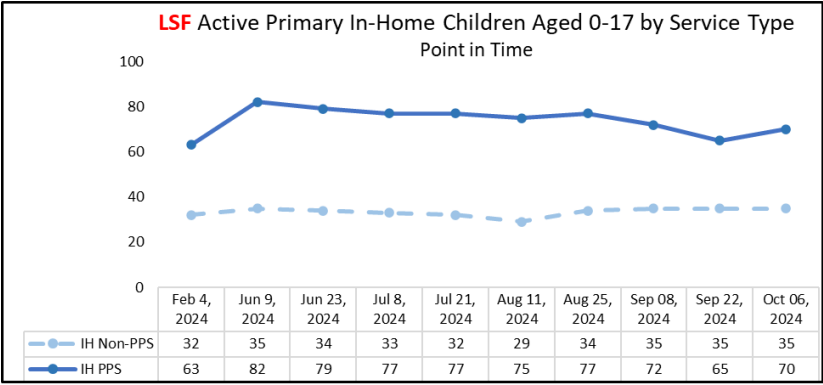
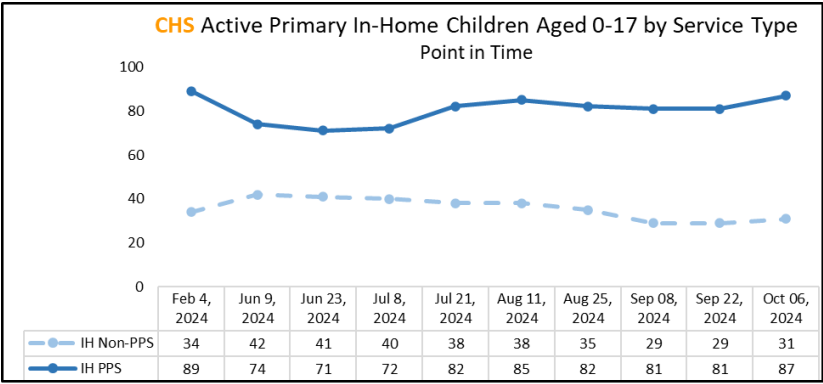
No Update



# FY 2023-2024 Children In-Home Care Closures Initiative

**PPS:** Post Placement Supervision (Children Reunified with the Removal Parent)

**Non-PPS:** Children Receiving In-Home Services the entire time from Case Transfer from DCF to CMO (\*Also includes ICPC)



Heartland for Children												
Active Primary Children Aged 0-17 Receiving In-Home Services - PPS and Non-PPS												
Data as of 10/06/24												
CMO	In-Home Service Type	0-4 Months	5 Months	6 Months	7-9 Months	10 Months	11 Months	12-15 Months	16-23 Months	24-35 Months	36+ Months	CMO Total
CHS	Non-PPS	5	12	2	7	0	0	1	2	0	2	31
	PPS	42	10	10	13	4	5	1	2	0	0	87
<b>CHS Total</b>		<b>47</b>	<b>22</b>	<b>12</b>	<b>20</b>	<b>4</b>	<b>5</b>	<b>2</b>	<b>4</b>	<b>0</b>	<b>2</b>	<b>118</b>
LSF	Non-PPS	13	3	2	7	0	0	0	8	1	1	35
	PPS	32	13	8	11	1	5	0	0	0	0	70
<b>LSF Total</b>		<b>45</b>	<b>16</b>	<b>10</b>	<b>18</b>	<b>1</b>	<b>5</b>	<b>0</b>	<b>8</b>	<b>1</b>	<b>1</b>	<b>105</b>
OHU	Non-PPS	25	1	6	10	0	2	4	3	4	8	63
	PPS	26	13	11	11	4	1	3	0	0	0	69
<b>OHU Total</b>		<b>51</b>	<b>14</b>	<b>17</b>	<b>21</b>	<b>4</b>	<b>3</b>	<b>7</b>	<b>3</b>	<b>4</b>	<b>8</b>	<b>132</b>
NTF	Non-PPS	82	1	0	0	0	0	1	0	0	0	84
	PPS	0	0	0	0	0	0	0	0	0	0	0
<b>NTF Total</b>		<b>82</b>	<b>1</b>	<b>0</b>	<b>0</b>	<b>0</b>	<b>0</b>	<b>1</b>	<b>0</b>	<b>0</b>	<b>0</b>	<b>84</b>
HFC	Non-PPS	125	17	10	24	0	2	6	13	5	11	213
	PPS	100	36	29	35	9	11	4	2	0	0	226
<b>HFC Total</b>		<b>225</b>	<b>53</b>	<b>39</b>	<b>59</b>	<b>9</b>	<b>13</b>	<b>10</b>	<b>15</b>	<b>5</b>	<b>11</b>	<b>439</b>

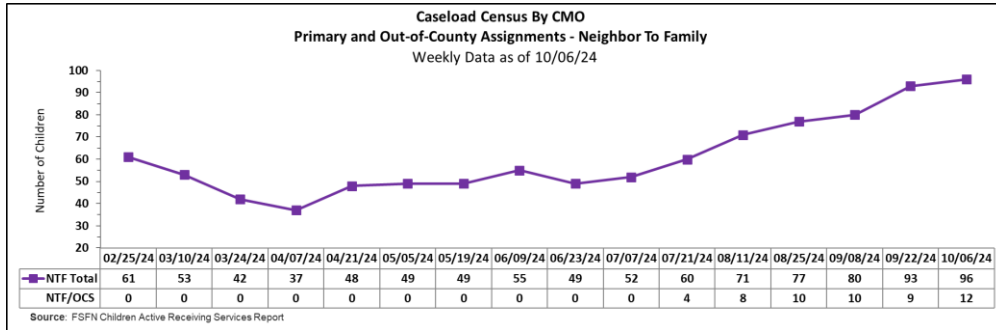
Source: Children and Young Adults Actively Receiving IH Services or in OHC Care Daily Listing - FSN Report #1329  
PPS = Post Placement Supervision; Non-PPS = DCF Case Transfer to CMO, In-Home Services

## In-Home Service Providers Caseload and Referrals Received

# No Update

# Caseload Census Information

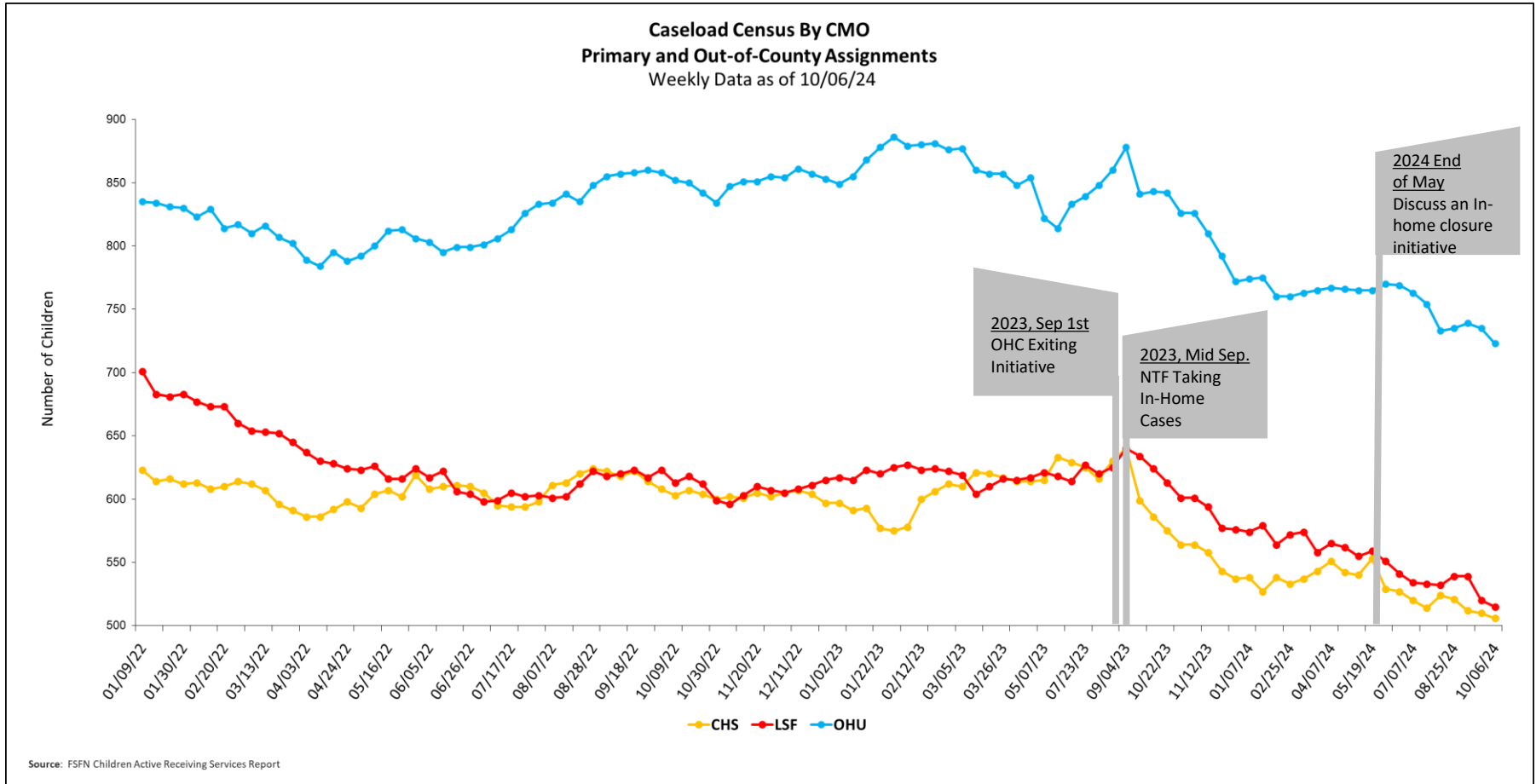
## CBC Services Weekly Caseloads By CMO



### Number of Children by CMO

Last 6 Reporting Periods

Agency	7/7/2024	7/21/2024	8/11/2024	8/25/2024	9/8/2024	9/22/2024	10/6/2024
CHS	520	514	524	521	512	510	506
LSF	534	533	532	539	539	520	515
<b>OHU Primary</b>	567	559	553	555	566	557	541
<b>OHU/OCS</b>	196	195	180	180	173	178	182
<b>OHU Total</b>	763	754	733	735	739	735	723
<b>NTF Primary</b>	52	56	63	67	70	84	84
<b>NTF/OCS</b>		4	8	10	10	9	12
<b>NTF Total</b>		60	71	77	80	93	96
<b>HFC Total</b>	1,875	1,861	1,860	1,874	1,871	1,859	1,860





# Average Caseload of Case Managers

Case Manager Caseload Breakdown by Agency – Data as of 10/06/2024

Average Caseload of Case Managers							
CMO	1-5 Children in Caseload	6-15 Children in Caseload	16-24 Children in Caseload	25-29 Children in Caseload	30+ Children in Caseload	Total Case Managers*	Avg # of Children per CM
CHS	8	6	2	5	7	28	<b>18.1</b>
LSF	2	5	14	5	1	27	<b>19.1</b>
OHU	5	7	4	10	7	33	<b>21.9</b>
NTF	0	3	3	0	0	6	<b>16.0</b>
# of	<b>15</b>	<b>21</b>	<b>23</b>	<b>20</b>	<b>15</b>	<b>94</b>	<b>19.6</b>

Percent of Case Managers That Are at or Under the National Caseload Standard of 15			
CMO	# Case Managers w/ Primary Caseload	# with Caseload at 15 or lower	Percent at 15 or lower
CHS	28	14	<b>50.0%</b>
LSF	27	7	<b>25.9%</b>
OHU	33	12	<b>36.4%</b>
NTF	6	3	<b>50.0%</b>
<b>HFC</b>	<b>94</b>	<b>36</b>	<b>38.3%</b>

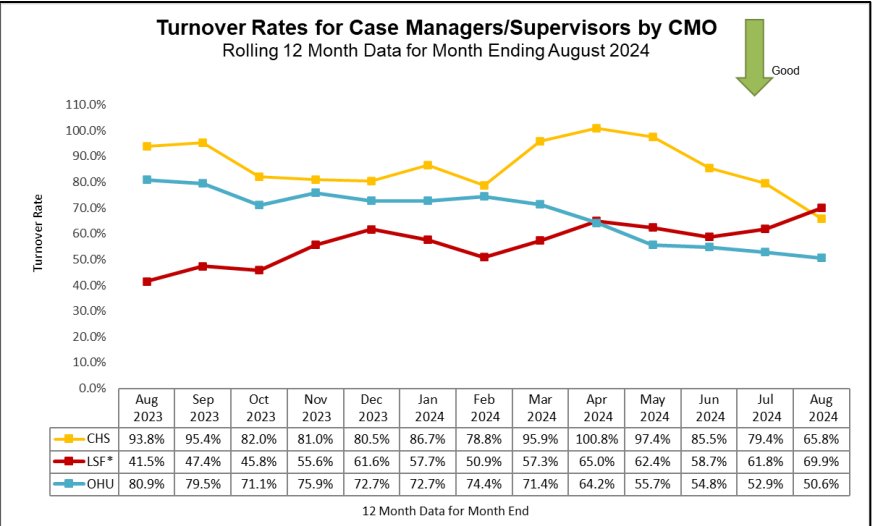
Caseload = Number of Children with Primary or Out of County assignment.

\* Data Excludes Unit Supervisors, FTC Facilitators & Resigned CMs Count

## Turnover Rates for Case Managers/Supervisors

12 Month Case Manager Turnover Rates by Agency

Employee Turnover Rates By CMO		
12 Month Data for Month Ended August 2024		
CMO	Case Manager	Case Manager Supervisor
CHS	65.8%	31.6%
LSF*	69.9%	23.1%
OHU	50.6%	30.0%



# Caseload Census by Case Manager and Organization

Data as of 10/06/2024

Caseload of 1 - 5 Children (-2)		
CMO	Case Workers	#
OHU	Neal, Rainbow	4
CHS	Luskey, Taylor	4
CHS	Brown, Annie	3
CHS	Alexander, Bethany	3
CHS	Stuart, Shawn	2
CHS	Carter, Maria	2
CHS	Bouzi, Marie Edwige	2
LSF	Hayes, Tiffani	1
HFC	Bohannon, Tracy	1

Caseload of 6 - 15 Children (-1)		
CMO	Case Workers	#
OHU	Shay, Ryan	15
NTF	Bates, Brittany	15
LSF	Koons, Brittney	14
NTF	Mattison, Sharon	14
CHS	Oneall, Tracy	13
OHU	Nelson, Chelsea	13
LSF	Jefferson, Alana	13
OHU	Franklin, Kyra	12
OHU	Bowen, Kendall	12
NTF	Tetreault, Taylor	12
CHS	Hook, Kathryn	11
CHS	Williams, Omisha	11
CHS	Richey, Amy	11
OHU	Nerove, Rachel	10
LSF	Gonzalez, Jelitza	9
LSF	Walker, Alicia	9
LSF	Johnson, Jamecia	8

Caseload of 16 - 24 Children (+4)		
CMO	Case Workers	#
LSF	Coleman, Tangela	24
CHS	Covington, Walter	24
LSF	Malave, Luis	24
OHU	Isaacs, August	23
LSF	Lynch, Rodina	23
LSF	Lott, Carla	23
LSF	Ellis, Darren	23
LSF	Hockenberry, Matthew	22
LSF	Blocker, Amanda	22
CHS	Bain, Claire	22
OHU	Beach-Solmo, Amber	22
NTF	Conklin, Danielelle	21
LSF	Bon-Fiol, Nikol	20
LSF	Morris, Alundrea	20
LSF	Bickel, Sherry	20
LSF	Townes, Rachel	19
LSF*	Escartin Vega, Kathia	18
LSF	Thomas, Tracy	18
NTF	Cruz, Ana	17
NTF	Jones, Gwendolyn	17
LSF	Franklin, Yoshika	17
LSF	Durant, Paris	17
OHU	Moody, Natasha	16

Caseload of 25 - 29 Children (+1)		
CMO	Case Workers	#
LSF	Willingham, Jadashia	29
OHU	Brutus, Marie	29
OHU*	Simmons, Shannon	29
CHS	Knowlton, Sera	29
OHU	Garcia, Anakeidie	28
CHS	Sisk, Sarah	28
CHS	Hiers, Katherine	28
CHS	Meola, Laura	28
OHU	Cruz, Michelle	28
OHU	Pizarro, Frances	27
OHU	Thompson, Wyshana	26
LSF	Renfro, Andrew	26
OHU	Valencia, Alejandro	26
LSF	Diamond, Savannah	26
OHU	Cherident, Camy	26
OHU	Cleveland, Tammy	26
OHU	Dziekian, Tiffany	26
CHS	Vegter, Hope	25
LSF	Cruz, Veronica	25
LSF	Pamphile, Emmanuella	25

Caseload of 30+ Children (-3)		
CMO	Case Workers	#
OHU*	Bailon, Margarita	46
OHU*	Fuentes, Norma	44
OHU*	Washington, Woodrica	43
OHU*	Villegas, Anna	42
OHU	Kohn, Ludessa	34
CHS	Mcphail, Allissa	33
CHS	Rodgers, Aleah-Faith	33
CHS	Angulo, Kayla	31
CHS	Kaina, Kelly	31
CHS	Standen, Brayden	30
OHU	Mcgahee, Timika	30
CHS	Bruce, Kortney	30
OHU	Johnson, Randi	30

Unit Supervisors Carrying Cases (-1)		
CMO	Case Workers	#
CHS	Cortes, Jennifer	5
CHS	Luskey, Taylor	4
CHS	Alexander, Bethany	3
LSF	Hayes, Tiffani	1

### Circuit 10 Children Active by Assignment Role for CMO TAYS, FTC and Adoption Workers

Data as of 10/06/24

Case Worker	Pri.	Sec.	OOC	Grand Total
Nieves, Carlos	34	0	0	34
Humber, John	2	61	0	63
<b>TAYS - CHS</b>	<b>36</b>	<b>61</b>	<b>0</b>	<b>97</b>
Cruz, Cheyleen	1	0	0	1
Mills, Clyatt	0	0	0	0
<b>FTC - CHS</b>	<b>1</b>	<b>0</b>	<b>0</b>	<b>1</b>
Cortes, Jennifer	5	42	0	47
Dawes, Dominique	15	7	0	22
James, Aleah	15	14	0	29
Whiting, Kari	0	2	0	2
<b>Adoptions - CHS</b>	<b>35</b>	<b>65</b>	<b>0</b>	<b>100</b>
Peralta, Joshua	37	0	0	37
Jones, Dane	0	37	0	37
<b>TAYS - LSF</b>	<b>37</b>	<b>37</b>	<b>0</b>	<b>74</b>
Collins, Sara	1	71	0	72
Hampton, Sharday	0	73	0	73
<b>Adoptions - LSF</b>	<b>1</b>	<b>144</b>	<b>0</b>	<b>145</b>
Metelus, Getro	4	19	1	24
Sandbrook, Mary	8	26	1	35
Vazquez, Roger	4	39	1	44
<b>TAYS - OHU</b>	<b>16</b>	<b>84</b>	<b>3</b>	<b>103</b>
Sherwood, Drake	0	1	0	1
<b>FTC - OHU</b>	<b>0</b>	<b>1</b>	<b>0</b>	<b>1</b>
Howe, Danielle	18	0	0	18
Nettles, Markisha	5	2	0	7
Southall, Akeva	12	1	0	13
Ventura, Armando	1	3	1	5
Brody, Jessica	0	1	0	1
<b>Adoptions - OHU</b>	<b>36</b>	<b>7</b>	<b>1</b>	<b>44</b>
<b>TAYS Total</b>	<b>89</b>	<b>182</b>	<b>3</b>	<b>274</b>
<b>FTC Total</b>	<b>1</b>	<b>1</b>	<b>0</b>	<b>2</b>
<b>Adoptions Total</b>	<b>72</b>	<b>216</b>	<b>1</b>	<b>289</b>

Pri. = Primary - Sec. = Secondary - OOC = Out of County

Data Source: FSFN Report - Children Active Receiving In-Home or Out-of-Home Services Daily Listing by District

\*These OHU case managers contain caseloads that are over 65% OCS cases. On average an OCS case compares to 1.54 regular cases (i.e., 20 OCS cases approx. equals 13 regular cases).

All CHS case managers are supported by Case-Aim support. On average a Case-Aim supported case compares to 1.33 regular cases (i.e., 20 cases with Case-Aim approx. equals 15 cases without Case-Aim support).

Red = Supervisors, FTC Facilitators & Resigned CMs carrying cases Orange = Terminated Workers Carrying Caseloads in FSFN

# Healthcare Information (Medical, Dental, Immunization, and Psychotropic Medications)

Data Entered Into FSFN for Children in Out-of-Home Care

## Health Information in FSFN for Children in OHC as of 10/06/2024

Agency	# of Children in OHC	% With a Medical Record in FSFN	% With Medical Service in last 12 Months	% With Dental Service in Last 7 months	% with Immunizations Up to Date
CHS	352	100.0%	93.5%	86.9%	86.6%
LSF	389	100.0%	97.4%	88.9%	93.8%
OHU	392	99.7%	96.4%	94.7%	94.9%
<b>HFC</b>	<b>1133</b>	<b>99.9%</b>	<b>95.8%</b>	<b>90.2%</b>	<b>92.0%</b>
<b>Statewide</b>	<b>1134</b>	<b>99.9%</b>	<b>95.8%</b>	<b>90.2%</b>	<b>92.0%</b>

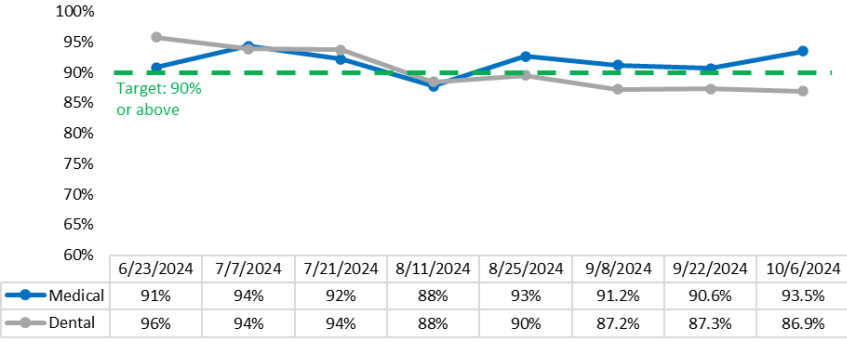
Source: FSFN report 1009 "Source: "Healthcare Service Information for OHC"

## Health Information in FSFN as of 10/06/2024

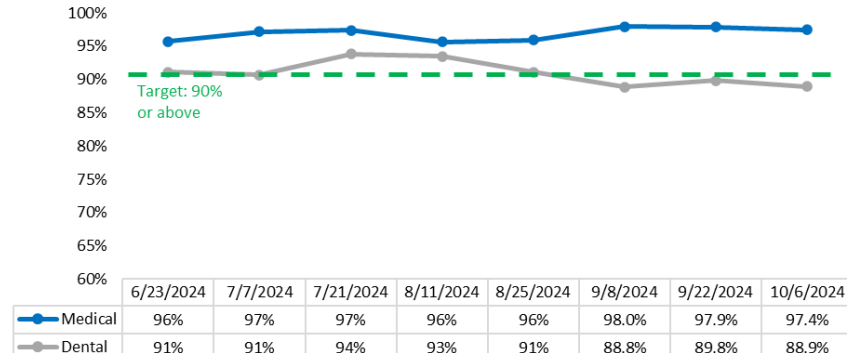
Agency	# of Missing Medical Records	# of Medical Appointments Needing Update	# of Dental Appointments Needing Update	# of Immunization Needing Update
CHS	0	23	<b>35</b>	47
LSF	0	10	<b>28</b>	24
OHU	1	14	14	20
<b>HFC</b>	<b>1</b>	<b>47</b>	<b>77</b>	<b>91</b>
<b>Statewide</b>	<b>1</b>	<b>48</b>	<b>77</b>	<b>91</b>

Source: "Healthcare Service Information for OHC - Report 1009"

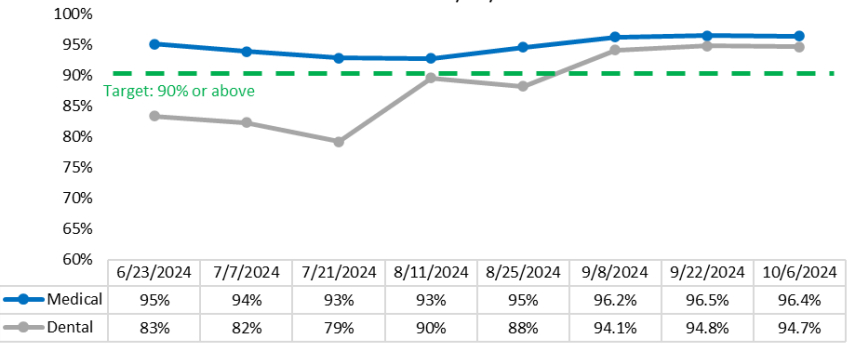
**CHS Percent of Active Primary Children in OHC with Medical Service in Last 12 Months & Dental Service in Last 7 Months**  
Data as of 10/06/2024



**LSF Percent of Active Primary Children in OHC with Medical Service in Last 12 Months & Dental Service in Last 7 Months**  
Data as of 10/06/2024



**OHU Percent of Active Primary Children in OHC with Medical Service in Last 12 Months & Dental Service in Last 7 Months**  
Data as of 10/06/2024



## Psychotropic Medications

Children with Psychotropic Medications Prescriptions





**No  
Update**

## Scorecard Measure 12 – Separated Siblings

SM12 - Percentage of sibling groups in out-of-home care where all siblings are placed together – Target = 65.0%

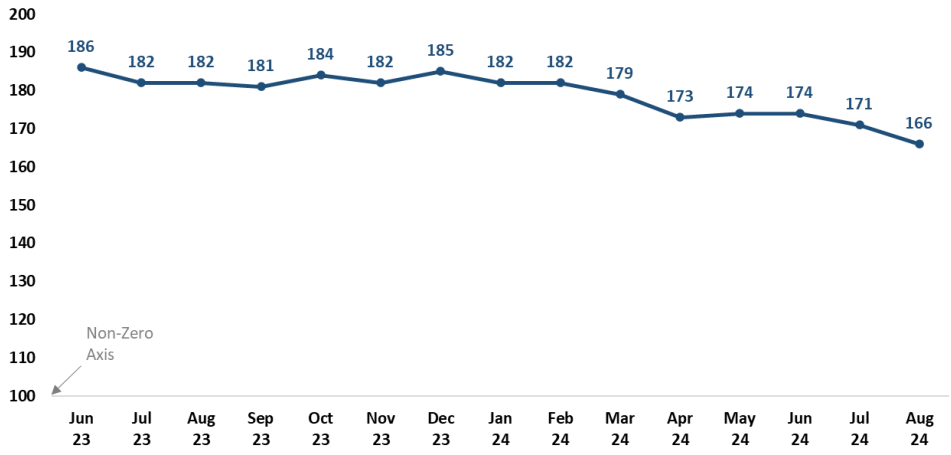


**No  
Update**

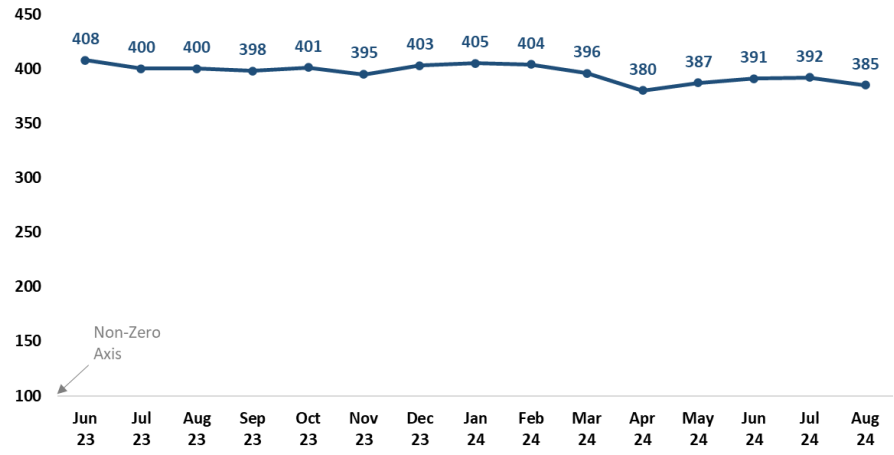
# Trends for Foster Parent Recruitment

Number of Foster Homes and Foster Bed Capacity  
Percent of Foster Home Utilization and Teen Placement in a Foster Home

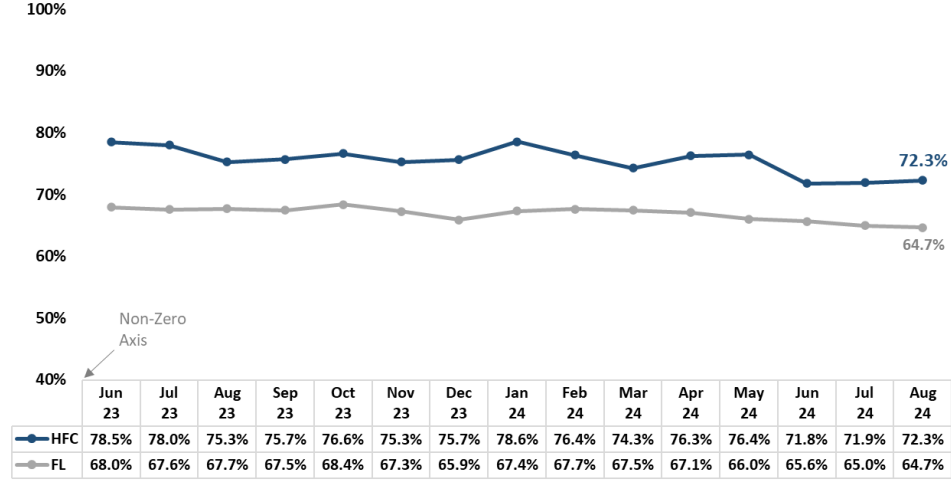
Heartland for Children  
Number of Foster Homes - Months End Snapshot  
Last 15 Months through August 2024



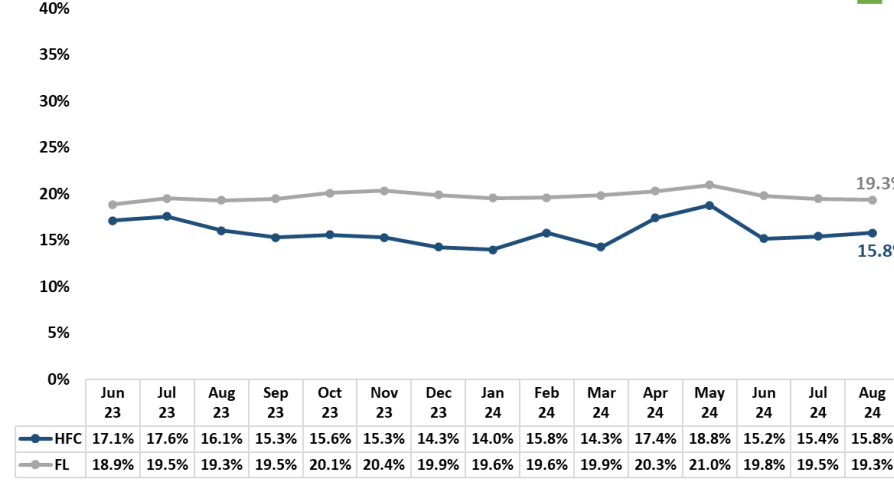
Heartland for Children  
Number of Foster Beds - Months End Snapshot  
Last 15 Months through August 2024



Heartland for Children  
Percent of Foster Homes Utilized (w/a Placement)  
Last 15 Months through August 2024



Heartland for Children  
Percent of Foster Homes w/a Teen Placement  
Last 15 Months through August 2024

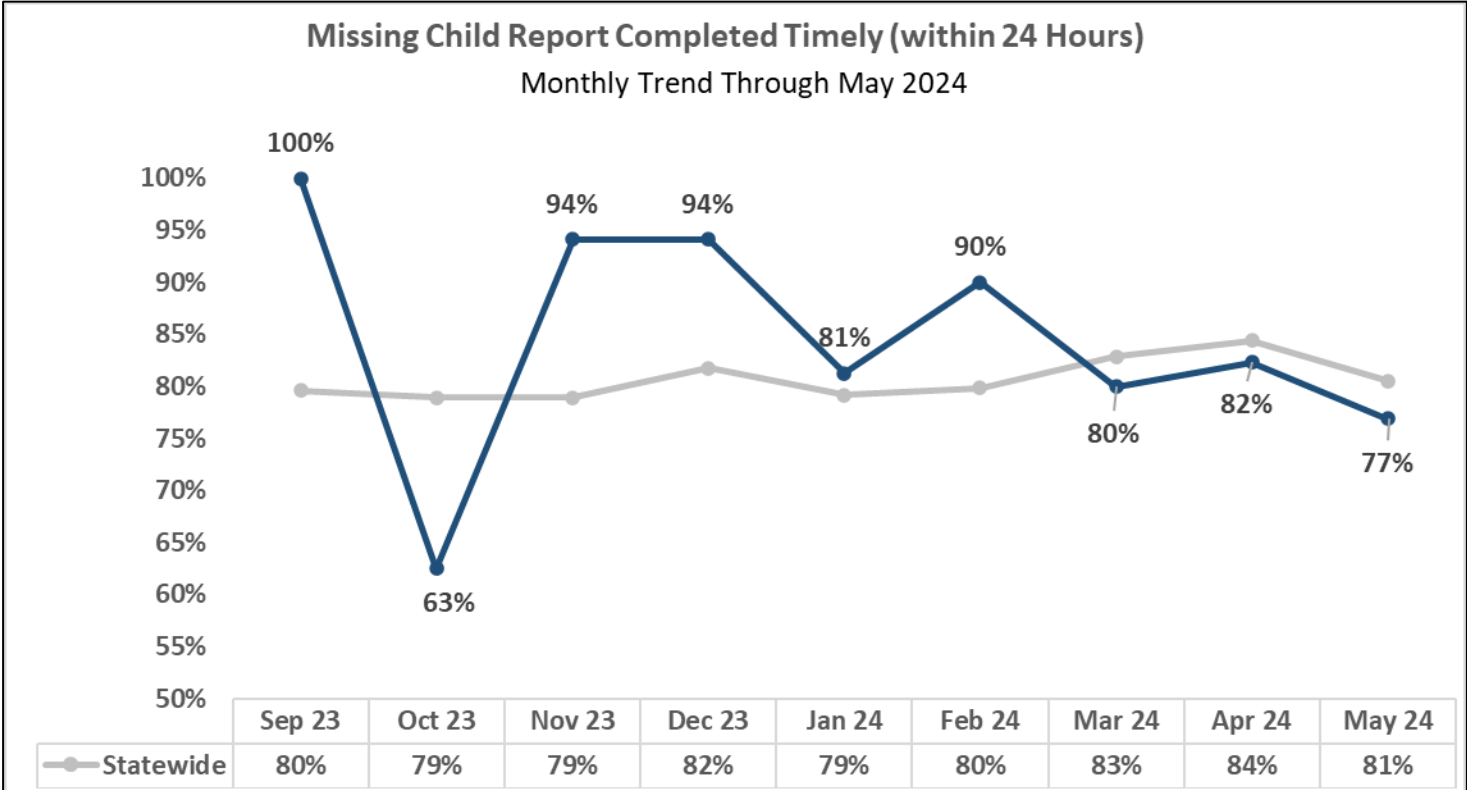


# Missing Children in Out of Home Care

Children currently missing or recovered while in OHC

Heartland for Children					
Children in OHC who are Missing or Now Recovered					
10/6/2024					
	Current Missing	Late Reports	Late ATL	Recoveries	Late Debriefs
CHS	3	0	0	0	0
LSF	0	0	0	1	0
OHU	0	0	0	0	0
CPI	0	0	0	0	0
<b>Total</b>	<b>3</b>	<b>0</b>	<b>0</b>	<b>1</b>	<b>0</b>

Source: HFC MCR Tracking Log ATL = Attempts to Locate



Source: Central Office Ad Hoc Report



# In-Home Safety Plan Management

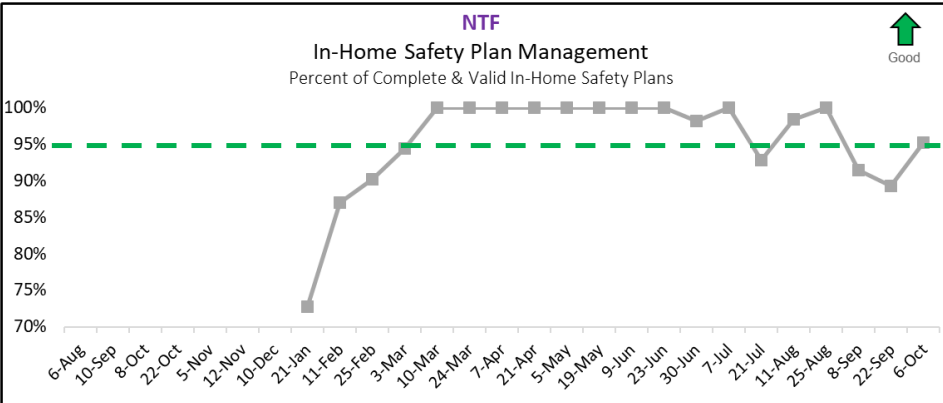
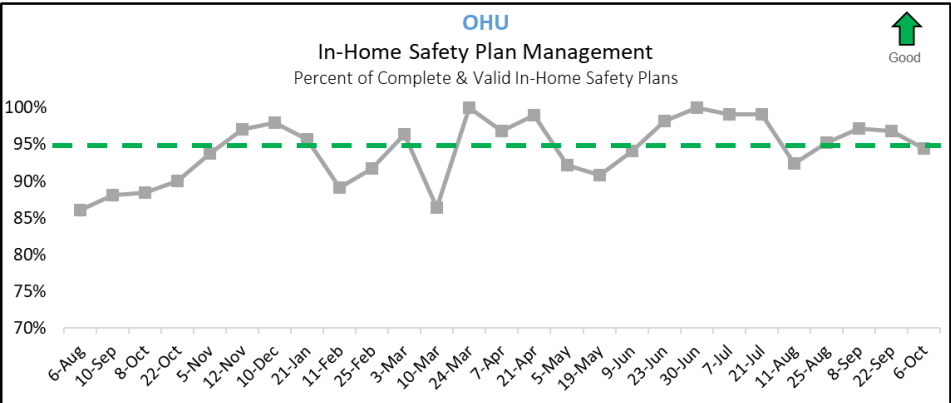
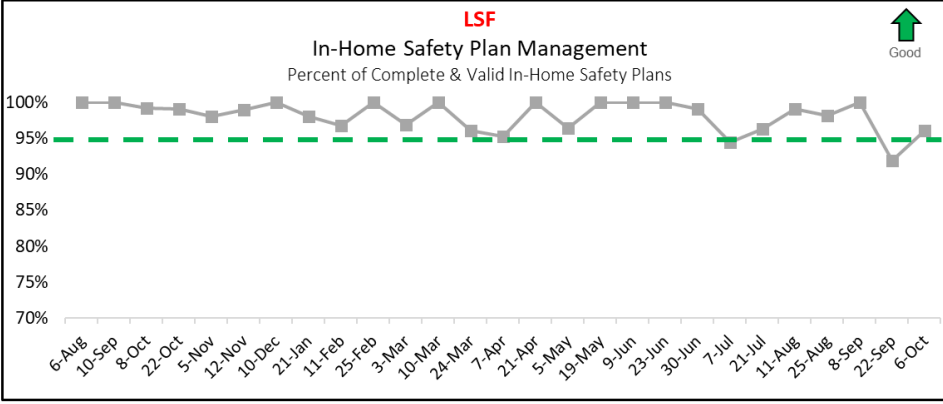
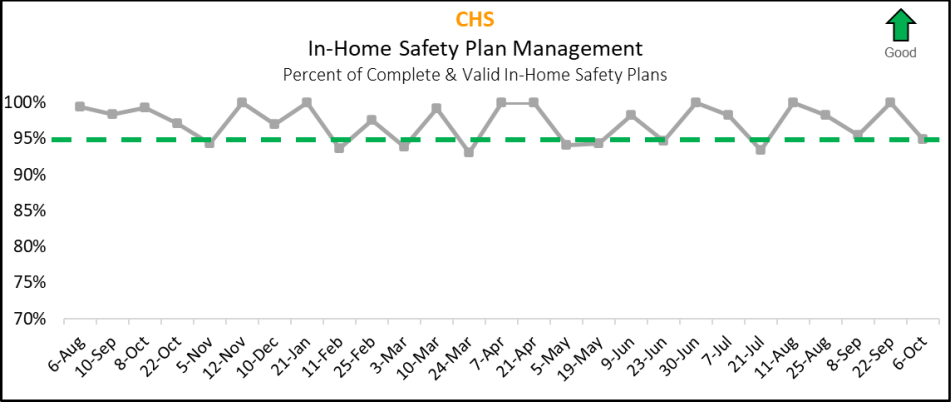
Percent of Completed In-Home Safety Plans under 180 Effective Days – Target: 95.0%

In-Home Safety Plan Management				
Percent of Completed In-Home Safety Plans under 180 Effective Days				
Data as of 10/06/2024				
Agency	No -or- Expired Safety Plans	Complete & Valid Safety Plans	Total Required Safety Plans	Percentage Complete
CHS	6	112	118	94.9%
LSF	4	99	103	96.1%
OHU	5	85	90	94.4%
NTF	4	80	84	95.2%
<b>HFC Total*</b>	<b>19</b>	<b>376</b>	<b>395</b>	<b>95.19%</b>
<b>Statewide</b>	<b>488</b>	<b>6985</b>	<b>7473</b>	<b>93.47%</b>

Source Report: Case Management Safety Management Listing - OCWDRU Report #1301  
Target of 95%

Of the 376 completed safety plans, 52 will expire in the next 30 or 60 days			
Agency	Expires in 30 Days	Expires in 60 Days	Total
CHS	1	19	20
LSF	5	11	16
OHU	7	8	15
NTF	1	0	1
<b>HFC Total</b>	<b>14</b>	<b>38</b>	<b>52</b>

Source report 1301 'Case Management Safety Management Listing' - Data as of 10/06/2024



# Child Placement Agreement Errors

Active CPA's with errors and non-active CPA's needing closure.

Child Placement Agreement Errors								
Data as of 09/22/2024								
The 15 active CPA's with errors contain the 18 total errors.								
Agency	Total CPA's Needing Correction	Non-Active CPA's Needing Closure	Total Active CPA's not Completed	New CPA Needed	Need to Upload Signed Agreement	Need Supervisor Approval	No Provider Listed	Total Errors
CHS	7	0	7	2	5		2	9
LSF	6	0	6	3	2		2	7
OHU	2	0	2	1	1			2
<b>Total</b>	<b>15</b>	<b>0</b>	<b>15</b>	<b>6</b>	<b>8</b>	<b>0</b>	<b>4</b>	<b>18</b>

Source: FSFN - Child Placement Agreement Status for Children in Out-of-Home Care On-Demand Listing - OCWDRU Report #1256  
Criteria: Children with a CPA Effective Date.

Percent of Children with an Active Completed CPA			
Data as of 09/22/2024			
Agency	Total Active CPA's	CPA's Fully Completed	% of Completed CPA's
CHS	37	30	81%
LSF	26	20	77%
OHU	9	7	78%
<b>Total</b>	<b>72</b>	<b>57</b>	<b>79%</b>

Source: FSFN - Child Placement Agreement Status - OCWDRU Report #1256  
Criteria: Children with an CPA Effective Date.

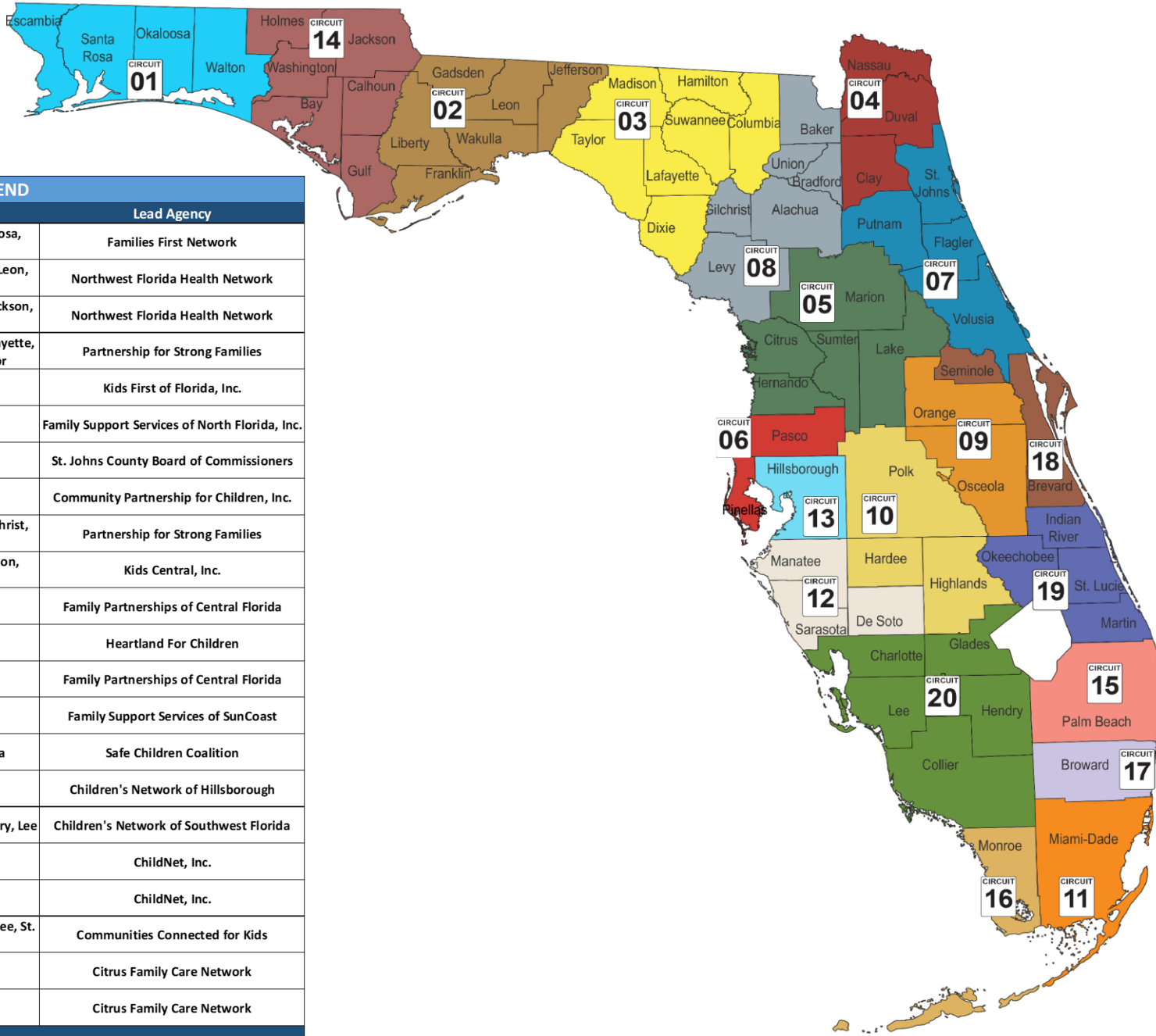
# Unified Home Studies – Approval Status

Cases with a Pending or No UHS – 45+ Days Past Due; Data-as-of: 09/30/2024

Relative / Non-Relative Unified Home Study Approval Status			
45 Days since Case Transfer - <b>Past Due</b>			
Agency	# of UHS	Status - Pending	Status - No UHS
CHS	4	2	2
LSF	3	0	3
OHU	6	3	3
<b>Total</b>	<b>13</b>	<b>5</b>	<b>8</b>



# Community Based Care Lead Agency Map



## LEGEND

Circuit	Region	Counties	Lead Agency
1	North West	Escambia, Okaloosa, Santa Rosa, Walton	Families First Network
2		Franklin, Gadsden, Jefferson, Leon, Liberty, Wakulla	Northwest Florida Health Network
14		Bay, Calhoun, Gulf, Holmes, Jackson, Washington	Northwest Florida Health Network
3	North East	Columbia, Dixie, Hamilton, Lafayette, Madison, Suwannee, Taylor	Partnership for Strong Families
4		Clay	Kids First of Florida, Inc.
4		Duval, Nassau	Family Support Services of North Florida, Inc.
7		St. Johns	St. Johns County Board of Commissioners
7		Flagler, Putnam, Volusia	Community Partnership for Children, Inc.
8	Central	Alachua, Baker, Bradford, Gilchrist, Levy, Union	Partnership for Strong Families
5		Citrus, Hernando, Lake, Marion, Sumter	Kids Central, Inc.
9		Orange, Osceola	Family Partnerships of Central Florida
10		Hardee, Highlands, Polk	Heartland For Children
18		Seminole, Brevard	Family Partnerships of Central Florida
6		Pasco, Pinellas	Family Support Services of SunCoast
12		DeSoto, Manatee, Sarasota	Safe Children Coalition
13	Sun Coast	Hillsborough	Children's Network of Hillsborough
20		Charlotte, Collier, Glades, Hendry, Lee	Children's Network of Southwest Florida
15		Palm Beach	ChildNet, Inc.
17	South East	Broward	ChildNet, Inc.
19		Indian River, Martin, Okeechobee, St. Lucie	Communities Connected for Kids
11	Southern	Miami-Dade	Citrus Family Care Network
16		Monroe	Citrus Family Care Network

## AWARENESS FOR OCTOBER

- Foster Youth Voice Month
- Domestic Violence Awareness
- Safe Sleep Awareness
- 10/31 – Halloween

## SAFETY RESOURCES

### Internet Safety and Tips

- [Information, Advice and Support to Keep Children Safe Online \(internetmatters.org\)](#)
- [NetSmartz Home \(missingkids.org\)](#)

### Safe Sleep

- [www.ounce.org/safe\\_sleep.html](http://www.ounce.org/safe_sleep.html)

### Swim Safety Tips

- Pool Party Water Safety Tips: [bit.ly/41UoFcY](http://bit.ly/41UoFcY)
- Water Safety Tips: [ounce.org/water\\_safety.html](http://ounce.org/water_safety.html)

### Hot Car Safety Tips

- [nhtsa.gov/campaign/heatstroke](http://nhtsa.gov/campaign/heatstroke)

## COMMUNITY RESOURCES

### Hurricane Resources

- Local info: [www.uwcf.org/hurricane](http://www.uwcf.org/hurricane)
- Storm updates: <https://www.floridadisaster.org/updates/>
- Shelter Information: [floridadisaster.org/shelter-status/](http://floridadisaster.org/shelter-status/)
- Evacuation Orders: [floridadisaster.org/evacuation-orders/](http://floridadisaster.org/evacuation-orders/)
- Power Outages: [psc.state.fl.us/hurricane-report](http://psc.state.fl.us/hurricane-report)

### Polk County Fall/Halloween Guide

<https://lakelandmom.com/fall-halloween-activities/>

### Polk Plays

- Does your child use a school readiness voucher through the Early Learning Coalition of Polk County?
- Are you a Polk County resident with an EBT SNAP card?

If you answer yes to EITHER of these questions, you can receive a FREE one-year membership to Florida Children's Museum. Membership includes all members of your household. Learn more and sign up at [polkplays.org](http://polkplays.org)

### Free Books for Children 0-5

[uwcf.org/dolly-partons-imagination-library/](http://uwcf.org/dolly-partons-imagination-library/)

### United Way's 211

Call 211 or visit 211.org

Getting free confidential help for needs such as food, housing, employment, utilities, mental health and much more is just a text, call, or click away.

### ECHO Ministries

Help provide tangible needs to children in foster, adoptive, relative and non-relative care.

To Donate: ECHO Distribution Center every Wednesday from 9AM-12PM at 3625 Century Blvd Unit 1A, Lakeland, FL.

<https://www.echoministriesflorida.net/>

### Find Help (Previously Aunt Bertha)

<https://www.findhelp.org/>

Find local resources for food, health, housing, employment programs & other community resources in seconds.

### HOPE FLORIDA A PATHWAY TO PROSPERITY Call 850-300-HOPE

[myflfamilies.com/services/hope-florida](http://myflfamilies.com/services/hope-florida)

Services offered by Hope Navigators:

- Identifying goals and barriers
- Referrals to local, community-based partners
- One-on-one support to develop a plan to achieve economic-self sufficiency

### Autism/ASD Support Group

Last Friday of each month 10AM-11:30AM

At Bonnet Springs Park in Lakeland  
Childcare will be provided.

Please call (813) 455-2846 or  
email [Efigueroa2@usf.edu](mailto:Efigueroa2@usf.edu) to register.

### Circuit 10 Children's Mental & Behavioral Health Resources

<https://sites.google.com/view/floridac10/mhbhresources/home>

On this site you will find:

- Heartland for Children's Parent Portal
- MyFloridaMyFamily Community Services
- Florida Mobile Response Team- 24/7 Crisis Assistance
- Florida Statewide Medicaid Managed Care
- Florida Association of Christian Child Caring Agencies
- Florida Network Short-term Residential Programs
- Center for Autism Related Disabilities (CARD)
- National Alliance on Mental Illness
- Post Adoption Support
- Zebra Coalition
- Central FL Behavioral Health Network
- Hope Florida – A Pathway to Prosperity

### Food Distribution Schedule

Polk, Highlands and Hardee Counties Food  
Distribution Sites

[uwcf.org/initiatives/endhunger/schedule/](http://uwcf.org/initiatives/endhunger/schedule/)

### Healthy Families Florida

Family support and coaching program that helps parents provide the safe and stable environments children need for healthy growth and development.  
[healthyfamiliesfla.org/programs\\_map.html](http://healthyfamiliesfla.org/programs_map.html)

### Domestic Violence Services

Peace River Center's Domestic Violence Program provides free, confidential services for individuals affected by domestic violence, sexual assault and human trafficking crimes, their family members and friends in Polk, Hardee and Highlands counties.

### 24-Hour Domestic Violence Crisis Lines

**Hardee/Highlands** 863.386.1167

**Polk** 863.413.2700

**Victim Services Office Line 863.413.2708**

**Victim Services – Polk County** 1860 South Crystal Lake Drive, Lakeland, FL 33801

**Victim Services – Hardee/Highlands Counties**

1570 Lakeview Drive, Sebring, FL 33870

## HFC EVENTS

### Foster Care Info Nights

Thursday, October 17th at 6PM

Historic Train Depot Building  
120 W Park St. Auburndale

Tuesday, October 22nd at 6PM

Virtual via Zoom

Register: 863-519-8900 x 289

### HFC's "Let's Talk About it" Podcast

where we provide education and resources for family matters in Polk, Highlands and Hardee Counties

[Apple Podcasts](#) / [Anchor](#) / [Spotify](#) / [YouTube](#)

## POLK COUNTY

### Free Trainings for Parents & Teachers

Early Learning Coalition of Polk County is hosting classes in multiple locations providing tools and resources and food. Space is limited. Register here: <https://bit.ly/3AJqNz3>

### Peer Recovery Center

Center for Behavioral Health Annex  
1501 1<sup>st</sup> Street South, Winter Haven, FL 33880  
Hours: Monday – Friday from 9AM-3PM  
The center is a place for adults with a mental health diagnosis to receive education, support, resources and socialization.  
Contact: (863) 293-1121 x 205789 for more info

### Florida Children Museum

400 Bonnet Springs Blvd.  
Lakeland, FL 33815  
Contact: (863) 687-3869  
<https://explorefc.org>

### Carol Jenkin Barnett United Way Resource Center

Offers weekly classes for children from infants through age 5 where parents and children will learn and socialize as they participate in fun, stimulating, developmental activities. These classes are FREE and a great opportunity to meet other moms and caregivers.

- Breast Feeding Support Group
- Autism/ASD Support Group
- Child Development Classes
- Free Tax Prep
- Healthcare Navigator
- Free Child Development Screenings (1<sup>st</sup> Wednesday and 3<sup>rd</sup> Monday each month)
- Infant Massage Classes

Location: 400 Bonnet Springs Blvd. Lakeland, FL 33815  
<https://uwcf.org/resourcecenter/>

## HIGHLANDS COUNTY

### Swimming Lessons at YMCA

<http://www.highlandsymca.org/aquatics.htm>

### Champion for Children

Provides child abuse and neglect prevention programs and early-intervention services to children and families in Highlands County.

Contact for more info about the documentary **RESILIENCE: The Biology of Stress and the Science of Hope** which talks about the connection between trauma and health.

Office: (863) 382-2905  
<https://www.championforchildren.org/>

### Children's Museum of the Highlands

Hands on Learning for Ages 1-12  
Cost: \$8/per person (ages 1+) for all day play.  
219 N Ridgewood Dr. Sebring, Florida  
(863) 451-5385 (contact museum for updated hours)

### Preservers of Life

Highlands County Community Nursing Organization  
This organization provides prevention healthcare and helps businesses and individuals integrate holistic health and wellness practices.

Kasey Pacheco, Community Nurse Collaborator  
[Kasey@preserversoflife.com](mailto:Kasey@preserversoflife.com) | (863) 420-5255

### FREE GED Prep & ESOL Classes

South Florida State College is offering free classes for adults in Highlands and Hardee Counties to improve adult literacy.  
Contact: Sari Crews  
863-784-7473 | [sari.crews@southflorida.edu](mailto:sari.crews@southflorida.edu)  
<https://www.southflorida.edu/future-students/general-educational-development-program-ged>

## HARDEE COUNTY

### Hardee County Swimming Resources

[Swim Lessons | Florida Department of Health in Hardee \(floridahealth.gov\)](#)

### Hardee Help Center

A Christ-centered community service organization bringing hope & healing to Hardee County families in difficult seasons of life.  
713 E Bay Street Wauchula, FL 33873  
Contact: [info@hardeehelpcenter.com](mailto:info@hardeehelpcenter.com) | 863-773-0034

### Visit Hardee

Website for upcoming events, community updates and resources: <https://www.visithardee.com/events>

### FREE GED Prep & ESOL Classes

South Florida State College is offering free classes for adults in Highlands and Hardee Counties to improve adult literacy.  
Contact: Sari Crews  
863-784-7473 | [sari.crews@southflorida.edu](mailto:sari.crews@southflorida.edu)  
<https://www.southflorida.edu/future-students/general-educational-development-program-ged>



For additional resources and county events, check out our most recent Parent's Corner Newsletter.