

# Performance & Quality Improvement (PQI) Report

Data for week ended Sunday, September 08, 2024



## Mission

Improving safety, permanency and well-being for all children in Polk, Highlands, and Hardee Counties

## Vision

To eliminate child abuse and neglect in Polk, Highlands, and Hardee Counties



# Community Based Care Lead Agency Scorecard

FY 23-24, Quarter 4 Performance

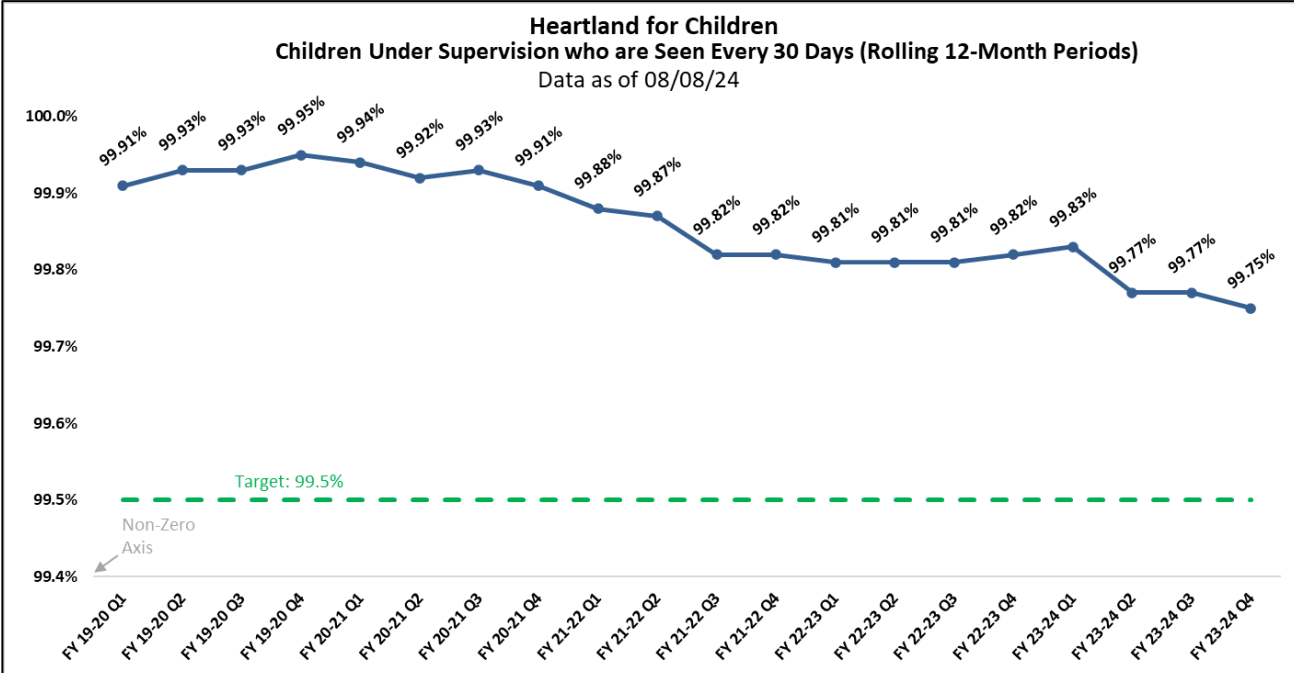
CBC Lead Agency Scorecard Performance Table	Safety				Permanency				Well-Being			
Measures	1. Rate of Abuse per 100,000 days while in foster care.	2. Percent of children who are not neglected or abused during in-home services.	3. Children who are not neglected or abused after closure of services.	4. Children under supervision who are seen every 30 days.	5. Children exiting foster care to a permanent home within 12 months of entering care.	6. Children achieving permanency in 12 months for children in foster care 12 to 23 months.	7. Children who do not re-enter foster care within 12 months of moving to a permanent home.	8. Children's placement moves per 1,000 days in foster care.	9. Children in out-of-home care who have received medical services in the last 12 months.	10. Children in out-of-home care who received dental services within the last 7 months.	11. Young adults in foster care at age 18 that have completed or are enrolled in secondary education.	12. Children placed with all of their siblings who are in out of home care.
Quarterly Scheduled FSN Listing Report #	1272	1156	1157	1158	1159	1160	1162	1161	1163	1164	1165	1166
Standard	8.5	95.0%	95.0%	99.5%	40.5%	43.6%	91.7%	4.12	95.0%	95.0%	80.0%	65.0%
Reporting Period	04/01/23 to 03/31/24	04/01/23 to 03/31/24	10/01/22 to 09/30/23	07/01/23 to 06/30/24	07/01/22 to 06/30/23	07/01/23	07/01/21 to 06/30/22	07/01/23 to 06/30/24	06/30/24	06/30/24	07/01/23 to 06/30/24	06/30/24
ChildNet-Broward	7.32	94.68%	98.57%	99.75%	31.89%	49.66%	94.65%	4.44	96.06%	91.43%	79.25%	60.70%
ChildNet-Palm Beach	8.70	96.26%	96.36%	99.74%	35.98%	61.58%	93.18%	3.79	92.07%	88.45%	85.42%	67.13%
Childrens Network of SW Florida	4.51	98.12%	97.69%	99.87%	39.63%	63.16%	94.92%	5.90	98.13%	98.99%	94.44%	58.12%
Childrens Network-Hillsborough	6.67	97.78%	96.38%	99.67%	17.63%	38.97%	91.53%	4.90	96.82%	90.86%	76.27%	53.61%
Citrus Health Network	5.29	97.12%	98.94%	99.66%	23.37%	44.17%	92.37%	5.18	97.53%	96.25%	89.87%	61.20%
Communities Connected for Kids	13.98	95.86%	97.36%	99.86%	34.45%	64.80%	92.48%	3.91	96.65%	94.46%	73.91%	60.20%
Community Partnership for Children	8.51	97.44%	97.08%	99.88%	26.46%	58.22%	80.95%	3.97	98.08%	92.02%	79.31%	54.11%
Family Integrity Program	9.56	98.02%	99.01%	99.90%	28.57%	78.95%	92.31%	5.46	100.00%	100.00%	66.67%	57.14%
Family Partnerships of Central Florida	9.57	94.34%	97.56%	99.26%	24.36%	45.55%	87.83%	5.17	89.63%	80.29%	85.90%	55.73%
Family Support Services of North Fla	5.59	96.58%	97.01%	99.76%	22.58%	41.39%	96.36%	5.71	95.16%	81.15%	90.00%	50.21%
FSS Suncoast	5.91	97.26%	98.23%	99.73%	30.65%	52.12%	92.47%	5.33	89.93%	74.69%	57.41%	57.50%
Heartland for Children	6.33	95.72%	96.93%	99.75%	35.61%	48.23%	93.23%	3.21	96.43%	91.73%	84.62%	59.35%
Kids Central, Inc.	6.12	96.19%	97.45%	97.81%	26.20%	36.42%	92.02%	9.39	84.66%	61.20%	75.61%	60.53%
Kids First of Florida, Inc.	1.53	99.53%	100.00%	99.81%	18.75%	60.47%	93.33%	4.87	83.23%	56.70%	85.71%	48.65%
NWF Health Network - East	6.03	95.93%	96.60%	99.88%	38.58%	47.57%	85.62%	4.67	96.80%	89.67%	93.75%	56.90%
NWF Health Network - West	13.46	94.10%	95.75%	99.82%	30.57%	65.48%	90.58%	5.89	95.43%	86.80%	93.55%	54.58%
Partnership for Strong Families	8.27	95.97%	98.74%	99.54%	24.48%	55.47%	96.15%	7.05	95.59%	63.67%	61.54%	52.91%
Safe Children Coalition	6.92	97.32%	97.85%	99.53%	41.40%	51.52%	88.20%	5.54	95.55%	88.54%	69.23%	65.91%
Statewide	7.39	96.38%	97.30%	99.13%	29.71%	49.53%	91.55%	5.35	93.45%	83.98%	81.19%	57.39%
Red Zone	8.85	92.9%	92.9%	98.9%	36.3%	39.2%	90.8%	4.54	89.9%	89.9%	69.9%	60.0%

# Contract Measure – Children Seen Every Thirty Days

Percent of children under supervision who are required to be seen every 30 days – Target = 99.5%

Prior Month End		
<b>Scorecard Measure #4 - Children Under Supervision Who Are Seen Every Thirty Days</b> August 2024 as of 09/08/2024 Report Date Range: 08/01/2024 to 08/31/2024		
Agency	# of Children <u>Not</u> seen in 30 days	% of Children seen timely
CHS	2	99.96% ★
LSF	3	99.73% ★
OHU	6	99.78% ★
NTF	0	100.00% ★
HFC	11	99.66% ★
<b>Statewide</b>		<b>99.74%</b>
Source Monthly: "Children Under Supervision Who Are Seen Every Thirty Days - Report #1144" Target of 99.5%		

Current Month		
<b>Scorecard Measure #4 - Children Under Supervision Who Are Seen Every Thirty Days</b> September 2024 as of 09/08/2024 Report Date Range: 09/01/2024 to 09/30/2024		
Agency	# of Children <u>Not</u> seen in 30 days	% of Children seen timely
CHS	0	100.00% ★
LSF	8	99.36%
OHU	1	99.92% ★
NTF	0	100.00% ★
HFC	9	99.80% ★
<b>Statewide</b>		<b>99.68%</b>
Source Monthly: "Children Under Supervision Who Are Seen Every Thirty Days - Report #1144" Target of 99.5%		



Source: Children Under Supervision Who Are Seen Every Thirty Days On-Demand Listing - FSN Report #1144

# Monthly Birth Parent Contacts

Target = 70% Mothers and 50% Fathers - seen monthly

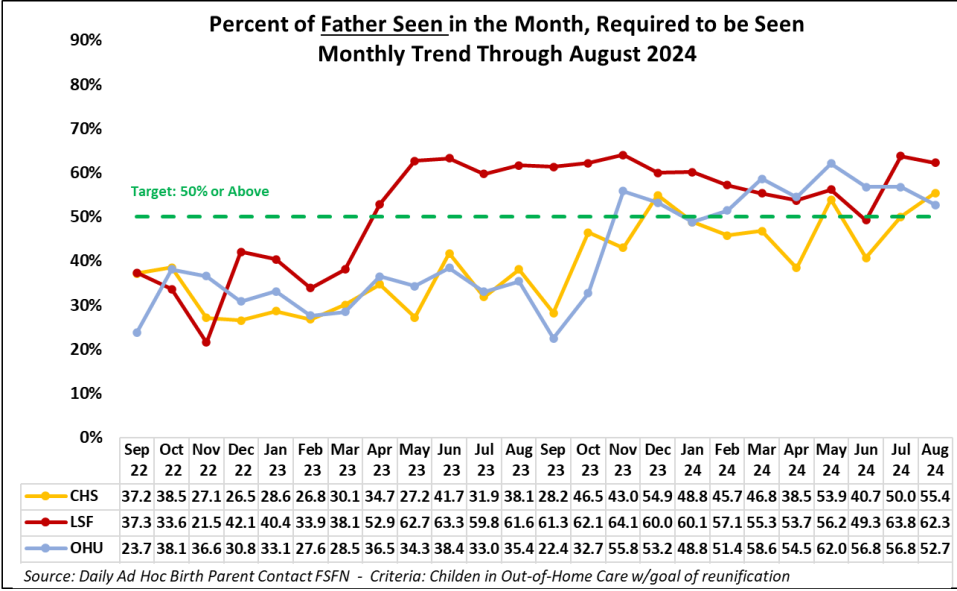
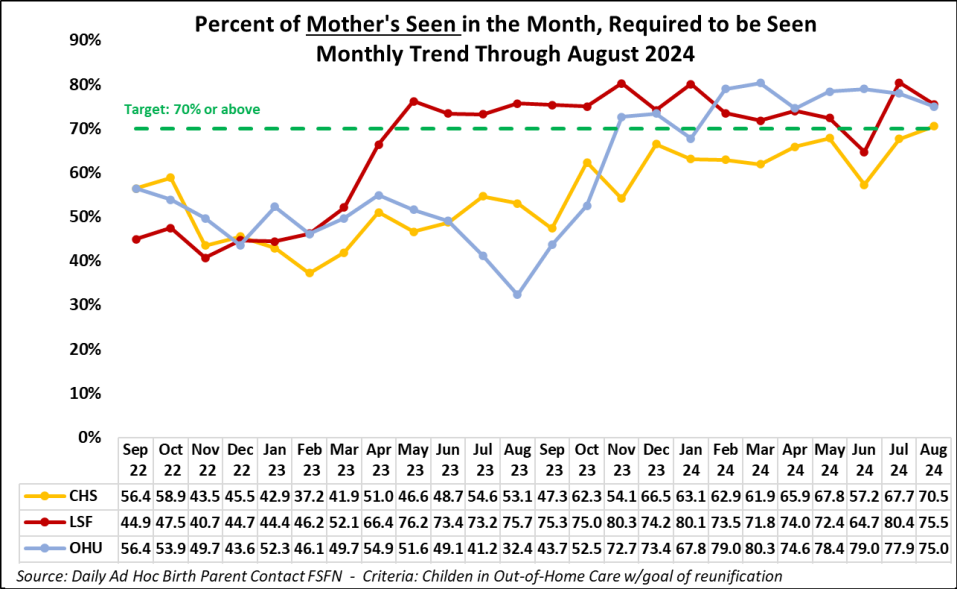
Current  
Month

Birth Parent Contact Completed						
September 2024 as of 09/08/2024 (Point in Time)						
AGENCY	# Moms Required	# Moms Completed	Mom % Completed	# Dads Required	# Dads Completed	Dad % Completed
CHS	156	29	18.6%	101	9	8.9%
LSF	143	14	9.8%	114	10	8.8%
OHU	204	3	1.5%	148	2	1.4%
<b>TOTAL</b>	<b>503</b>	<b>46</b>	<b>9.1%</b>	<b>363</b>	<b>21</b>	<b>5.8%</b>

Criteria: Childen in Out-of-Home Care w/goal of reunification  
 Source: Daily Ad Hoc Birth Parent Contact FSN

Mothers Seen Target: 70%  
 Fathers Seen Target: 50%

- Mother Contact, Target is 70% or above
- Father Contact, Target is 50% or above



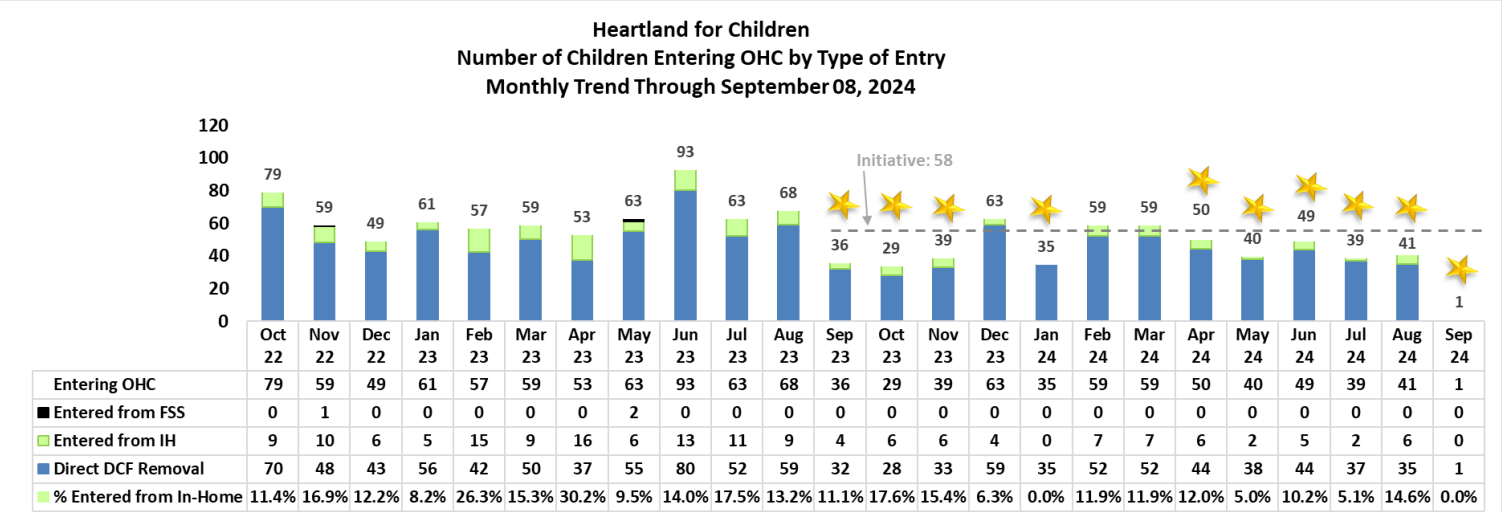
# Case Transfer Staffing Data

Case Transfer Data For Fiscal Year 2023/24 - Data as of 09/09/2024

	JUL	AUG	SEPT	OCT	NOV	DEC	JAN	FEB	MAR	APR	MAY	JUN	24-25 Totals	23-24 Totals	22-23 Totals	21-22 Totals	20-21 Totals	19-20 Totals		JUL	AUG	SEPT	OCT	NOV	DEC	JAN	FEB	MAR	APR	MAY	JUN	24-25 Totals	23-24 Totals	22-23 Totals	21-22 Totals	20-21 Totals	19-20 Totals															
<b>Number of Children</b>																		<b>NON-JUDICIAL IN HOME SERVICES</b>																																		
CHS	17	12	4	0	0	0	0	0	0	0	0	0	33	204	347	358	426	414	CHS	0	0	0	0	0	0	0	0	0	0	0	0	0	0	0	0	0	0	0	0	0	0	0	0	0	12	85	116	136	136	90		
LSF	14	21	0	0	0	0	0	0	0	0	0	0	35	212	401	355	443	439	LSF	0	0	0	0	0	0	0	0	0	0	0	0	0	0	0	0	0	0	0	0	0	0	0	0	0	0	16	98	95	97	112	112	
NTF	29	14	5	0	0	0	0	0	0	0	0	0	48	185	0	0	0	0	NTF	29	21	5	0	0	0	0	0	0	0	0	0	0	0	0	0	0	0	0	0	0	0	0	0	0	55	173	0	0	0	0		
OHU Polk	2	18	1	0	0	0	0	0	0	0	0	0	21	78	141	147	162	177	OHU Polk	0	0	0	0	0	0	0	0	0	0	0	0	0	0	0	0	0	0	0	0	0	0	0	0	0	0	7	25	31	65	31	31	
One Hope	28	29	3	0	0	0	0	0	0	0	0	0	60	479	439	503	550	518	One Hope	0	0	0	0	0	0	0	0	0	0	0	0	0	0	0	0	0	0	0	0	0	0	0	0	0	0	0	53	35	45	32	32	
<b>Total</b>	<b>90</b>	<b>94</b>	<b>13</b>	<b>0</b>	<b>0</b>	<b>0</b>	<b>0</b>	<b>0</b>	<b>0</b>	<b>0</b>	<b>0</b>	<b>0</b>	<b>197</b>	<b>1158</b>	<b>1328</b>	<b>1363</b>	<b>1581</b>	<b>1548</b>	<b>Total</b>	<b>29</b>	<b>21</b>	<b>5</b>	<b>0</b>	<b>0</b>	<b>0</b>	<b>0</b>	<b>0</b>	<b>0</b>	<b>0</b>	<b>0</b>	<b>0</b>	<b>0</b>	<b>0</b>	<b>0</b>	<b>0</b>	<b>0</b>	<b>0</b>	<b>0</b>	<b>0</b>	<b>0</b>	<b>0</b>	<b>0</b>	<b>55</b>	<b>208</b>	<b>261</b>	<b>277</b>	<b>343</b>	<b>265</b>				
<b>Out of Home Care</b>																		<b>OCS / ICPC Courtesy Supervision</b>																																		
CHS	13	12	1	0	0	0	0	0	0	0	0	0	26	141	229	200	220	240	CHS	0	0	0	0	0	0	0	0	0	0	0	0	0	0	0	0	0	0	0	0	0	0	0	0	0	0	0	0	0	0	0	0	0
LSF	10	12	0	0	0	0	0	0	0	0	0	0	22	151	237	188	267	253	LSF	0	0	0	0	0	0	0	0	0	0	0	0	0	0	0	0	0	0	0	0	0	0	0	0	0	0	0	0	0	2	0	0	
OHU Polk	2	12	1	0	0	0	0	0	0	0	0	0	15	47	98	103	75	91	OHU Polk	0	0	0	0	0	0	0	0	0	0	0	0	0	0	0	0	0	0	0	0	0	0	0	0	0	0	0	0	0	0	0	0	
One Hope	2	2	3	0	0	0	0	0	0	0	0	0	7	164	102	113	150	106	One Hope	24	25	0	0	0	0	0	0	0	0	0	0	0	0	0	0	0	0	0	0	0	0	0	0	0	0	49	292	270	338	351	360	
<b>Total</b>	<b>27</b>	<b>38</b>	<b>5</b>	<b>0</b>	<b>0</b>	<b>0</b>	<b>0</b>	<b>0</b>	<b>0</b>	<b>0</b>	<b>0</b>	<b>0</b>	<b>70</b>	<b>503</b>	<b>666</b>	<b>604</b>	<b>712</b>	<b>690</b>	<b>Total</b>	<b>24</b>	<b>25</b>	<b>0</b>	<b>0</b>	<b>0</b>	<b>0</b>	<b>0</b>	<b>0</b>	<b>0</b>	<b>0</b>	<b>0</b>	<b>0</b>	<b>0</b>	<b>0</b>	<b>0</b>	<b>0</b>	<b>0</b>	<b>0</b>	<b>0</b>	<b>0</b>	<b>0</b>	<b>0</b>	<b>0</b>	<b>0</b>	<b>49</b>	<b>292</b>	<b>270</b>	<b>338</b>	<b>353</b>	<b>360</b>			
<b>IN - HOME JUDICIAL</b>																		<b>Reinstatement of Protective Services Supervision (Notice of Hearings)</b>																																		
CHS	0	0	0	0	0	0	0	0	0	0	0	0	0	17	10	4	17	38	CHS	0	0	3	0	0	0	0	0	0	0	0	0	0	0	0	0	0	0	0	0	0	0	0	0	0	0	3	17	17	17	26	8	
LSF	0	6	0	0	0	0	0	0	0	0	0	0	6	9	10	16	23	40	LSF	3	0	0	0	0	0	0	0	0	0	0	0	0	0	0	0	0	0	0	0	0	0	0	0	0	0	3	12	35	46	36	10	
OHU Polk	0	1	0	0	0	0	0	0	0	0	0	0	1	7	0	2	10	40	OHU Polk	0	0	0	0	0	0	0	0	0	0	0	0	0	0	0	0	0	0	0	0	0	0	0	0	0	0	0	8	1	2	7	8	
One Hope	0	0	0	0	0	0	0	0	0	0	0	0	0	8	6	6	4	8	One Hope	1	0	0	0	0	0	0	0	0	0	0	0	0	0	0	0	0	0	0	0	0	0	0	0	0	0	1	4	4	0	0	0	
<b>Total</b>	<b>0</b>	<b>7</b>	<b>0</b>	<b>0</b>	<b>0</b>	<b>0</b>	<b>0</b>	<b>0</b>	<b>0</b>	<b>0</b>	<b>0</b>	<b>0</b>	<b>7</b>	<b>49</b>	<b>27</b>	<b>28</b>	<b>54</b>	<b>126</b>	<b>Total</b>	<b>4</b>	<b>0</b>	<b>3</b>	<b>0</b>	<b>0</b>	<b>0</b>	<b>0</b>	<b>0</b>	<b>0</b>	<b>0</b>	<b>0</b>	<b>0</b>	<b>0</b>	<b>0</b>	<b>0</b>	<b>0</b>	<b>0</b>	<b>0</b>	<b>0</b>	<b>0</b>	<b>0</b>	<b>0</b>	<b>0</b>	<b>7</b>	<b>41</b>	<b>57</b>	<b>65</b>	<b>69</b>	<b>26</b>				

## Children Entering Out of Home Care

The percentage of cases that were converted from non-judicial to judicial for the previous month



Source: FSFN Report - Children Entering and Exiting Foster Care On-Demand Listing - OCWDRU Report #1182, Excluding Children 18 and Over  
Excluding aged 18+ and IL initial placements

# Children Re-Entering Out-of-Home Care

Number of Children in a Recent Removal Episode Who Have Had a Prior Reunification or Permanent Guardianship

Re-Entry  
into OHC  
Last 2  
Weeks

*No new re-entry into OHC entered into FSFN in the last 2 weeks*

Source: FSFN Data Warehouse Ad Hoc Report,

## Scorecard Measures 7 – Children Who Do Not Re-Enter into OHC after Achieving Permanency

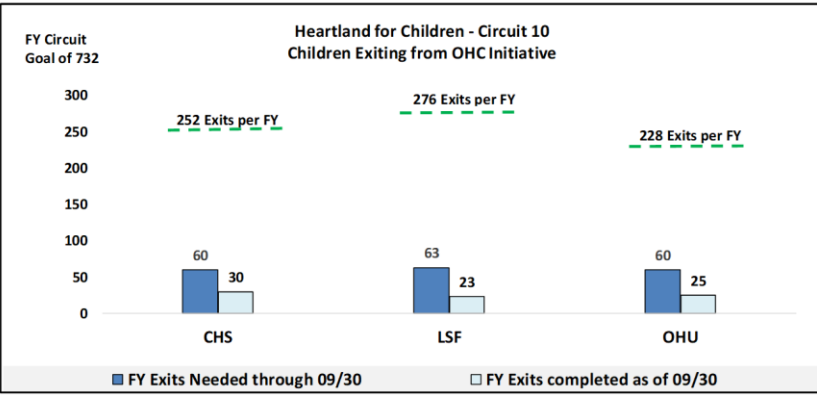
SM07 - Percent of children exiting care to a permanent home within 12 months of entering care – **Target = 94% or Greater**

FY 24/25  
Contract Measure – Target = 94%

FY 24/25 as of 09/08/2024			
Children Who Do <u>Not</u> Re-Enter Care within 12 Months for Children Achieving Permanency July 2023 - June 2024			
Agency	Maintained No Removal Episode	Total Children Permanency w/in 1 year	Percentage Permanency Maintained
CHS	87	92	94.57%
LSF	87	87	100.00%
OHU	70	73	95.89%
<b>HFC Total</b>	<b>245</b>	<b>253</b>	<b>96.84%</b>
<b>Statewide</b>	<b>2,619</b>	<b>2,787</b>	<b>93.97%</b>

Source: Children Who Do Not Re-Enter Foster Care within Twelve (12) Months of Moving to a Permanent Home On-Demand Listing, Report #1100

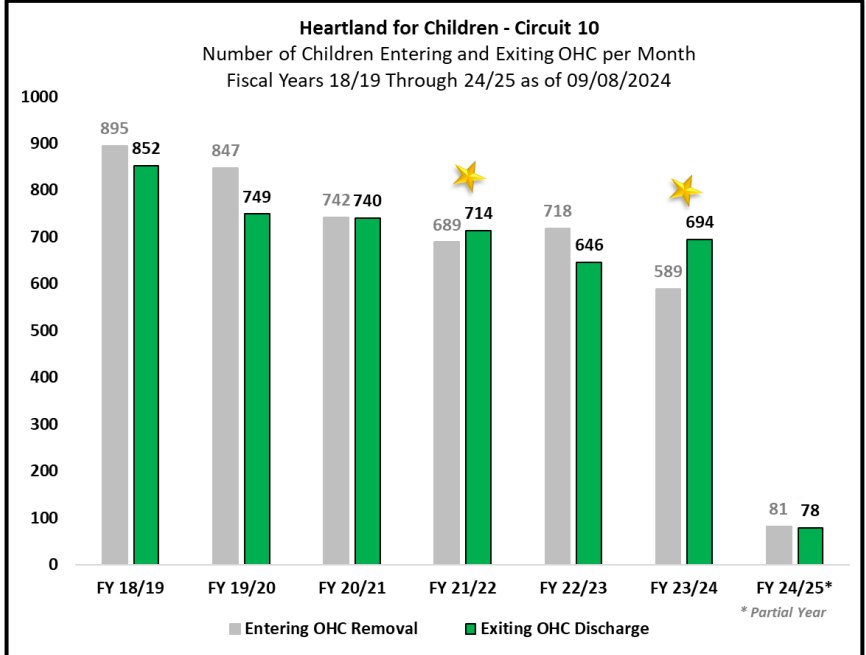
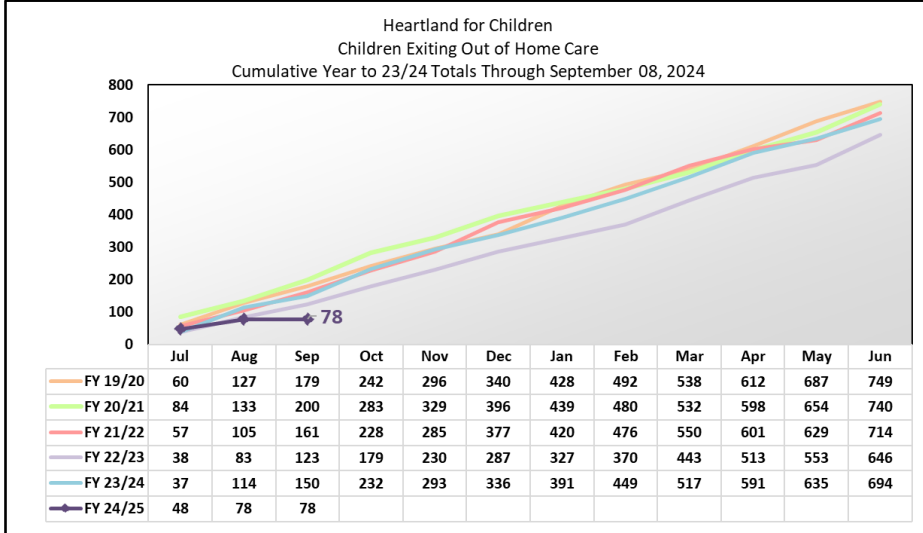
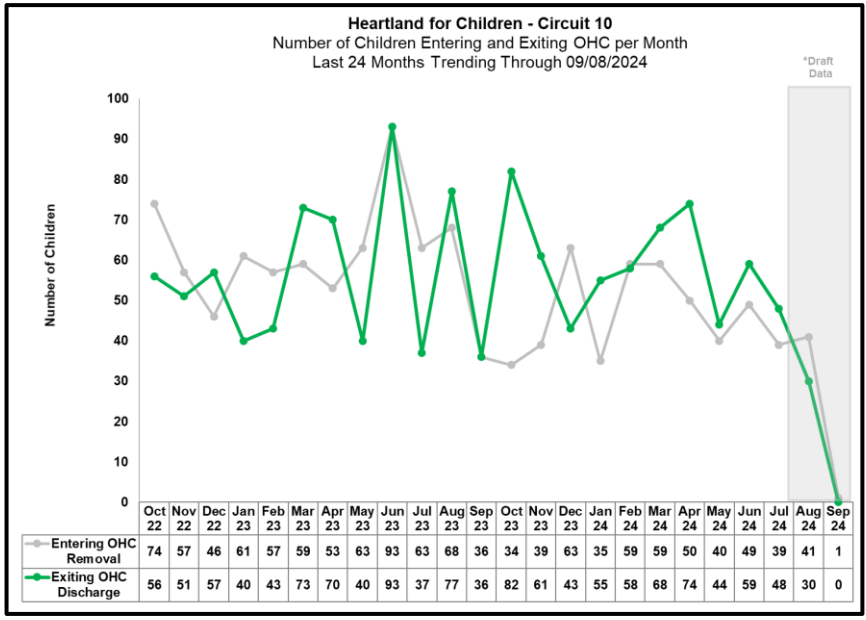
# FY 2023-2024 Exiting Out-of-Home Care Initiative



Children Exiting Out-of-Home Care as of 09/08/2024  
 Green: Month's CMO or Circuit reached their monthly exits  
 Orange: Adoptions exceed 25% of exits

	Monthly Need Rest of FY	Jul 24	Aug 24	Sep 24	Oct 24	Nov 24	Dec 24	Jan 25	Feb 25	Mar 25	Apr 25	May 25	Jun 25
CHS	21	19	11	0									
LSF	23	11	12	0									
OHU	22	18	7	0									
HFC	66	48	30	0									
Adoptions of Exits	12 of 48	6 of 30	0 of 0										
% of Adoptions	25.0%	20.0%	0.0%										

\*Partial Month  
 ★ Total of 62 of more exits from OHC in a month  
 Source: FSNR Report 1182, excluding 18+, EFC



# Children Achieving Permanency within 12 Months for Children in Out-of-Home Care

## Less than 12 Months

FY 24/25 Target is 35%

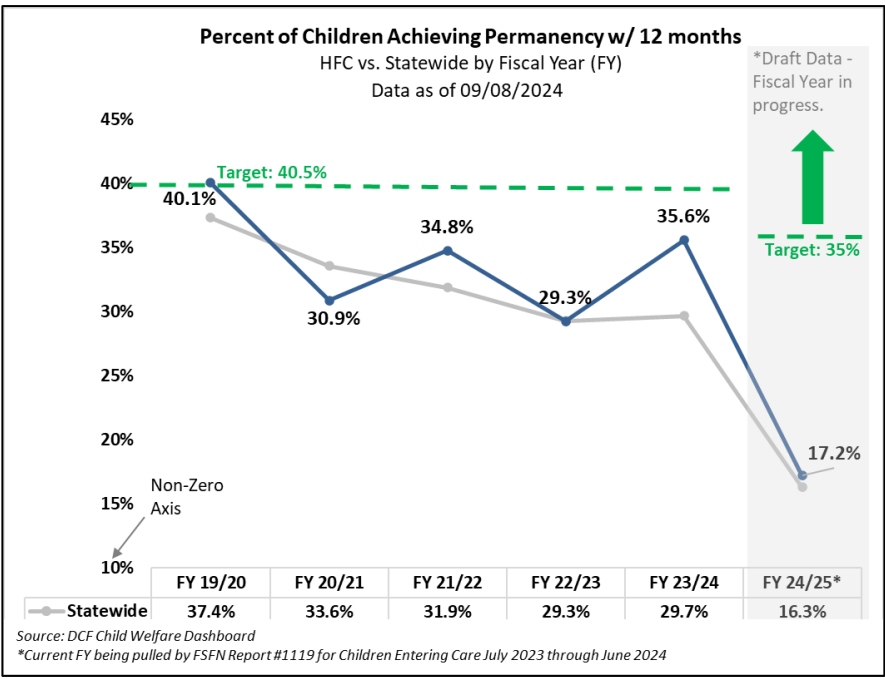
FY 24/25, Target 35%				Percent Timely FY 23/24 (last FY)
Children Achieving Permanency within 0-12 Mths for Children Entering OHC July 2023 to June 2024 (as of 09/08/2024)				
Agency	Permanency within 12 mths	Total Children Entered OHC	Percent Timely Permanency	
CHS	36	179	20.1%	36.8%
LSF	28	197	14.2%	36.1%
OHU	39	222	17.6%	33.8%
<b>HFC Total</b>	<b>103</b>	<b>598</b>	<b>17.2%</b>	<b>35.60%</b>
<b>Statewide</b>	<b>1,304</b>	<b>7,994</b>	<b>16.3%</b>	<b>29.70%</b>

Source: Children Exiting OHC to a Permanent Home within Twelve Months of Entering Care #1119  
\*Permanency = adoption, permanent guardianship or reunification w/ parent



FY 2024 / 2025, Target 35%			
Children Achieving Permanency within 0-12 Mths for Children Entering OHC July 2023 - June 2024 (as of 09/08/2024)			
Agency / Unit (Actual)	Permanency within 12 mths	Total Children Entered OHC	Percent Timely Permanency
<b>CHS</b>	<b>36</b>	<b>179</b>	<b>20.1%</b>
141834-CHSFL	6	12	50.0%
141846-CHSFL	0	25	0.0%
141839-CHSFL	4	59	6.8%
141835-CHSFL (Adop)	6	26	23.1%
141852-CHSFL	17	45	37.8%
<b>LSF</b>	<b>28</b>	<b>197</b>	<b>14.2%</b>
141828-LSF	5	28	17.9%
141827-LSF	0	23	0.0%
141836-LSF	1	16	6.3%
141845-LSF	5	34	14.7%
141848-LSF	3	15	20.0%
141849-LSF	7	44	15.9%
141850-LSF (Adop)	5	9	55.6%
141929-LSF	2	27	7.4%
14-HFC-LSF ADMIN (IL)	0	1	0.0%
<b>OHU</b>	<b>39</b>	<b>222</b>	<b>17.6%</b>
142853-OHU-HARDEE	2	24	8.3%
142854-OHU-HIGHLANDS (IL)	0	1	0.0%
142855-OHU-HIGHLANDS	15	89	16.9%
140121-OHU-HIGHLANDS (Adop)	2	8	25.0%
142858 OHU-POLK	12	24	50.0%
142852-OHU-POLK	1	55	1.8%
142856-OHU-POLK	7	21	33.3%
<b>HFC Total</b>	<b>103</b>	<b>598</b>	<b>17.2%</b>
<b>Statewide</b>	<b>1,304</b>	<b>7,994</b>	<b>16.3%</b>

Source: Children Exiting OHC to a Permanent Home within Twelve Months of Entering Care #1119  
\*Permanency = adoption, permanent guardianship or reunification w/ parent





# Children Achieving Permanency in 12 Months for Children in Out-of-Home Care between 12-23 month FY 24/25 Target is 43.8%

FY 24/25, Target 43.8%				Percent Timely FY 23/24 (last FY)
Children Achieving Permanency within 12-23 Mths for Children in OHC 12-23 Months as of 07/01/24 (as of 09/08/2024)				
Agency	Permanency within 12-23 mths	Total Children LOS 12-23 mths	Percent Timely Permanency	
CHS	3	118	2.5%	37.9%
LSF	11	110	10.0%	41.7%
OHU	6	102	5.9%	49.0%
<b>HFC Total</b>	<b>20</b>	<b>330</b>	6.1%	42.6%
<b>Statewide</b>	<b>510</b>	<b>4,887</b>	10.4%	46.2%

Source: Children Achieving Permanency w/ 12 Months for children in OHC 12-23 Months #1138  
\*Permanency = adoption, permanent guardianship or reunification w/ parent

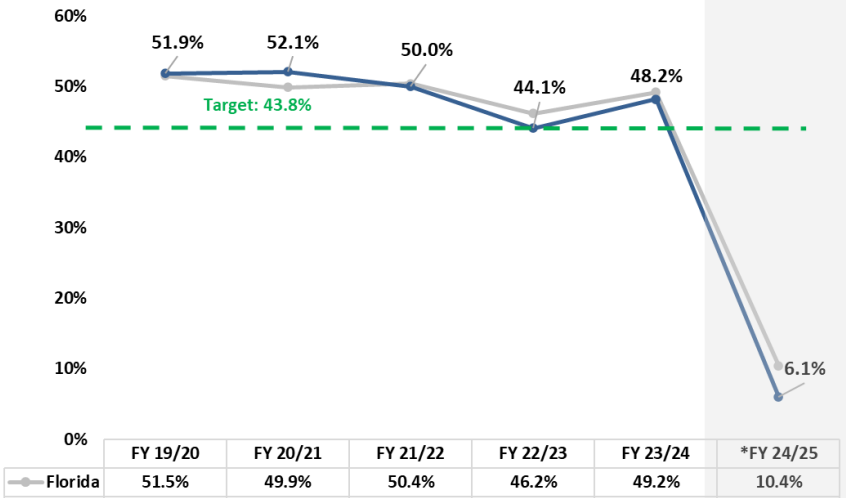


FY 24/25, Target 43.8%			
Children Achieving Permanency within 12-23 Mths for Children in OHC 12-23 Months as of 07/01/24 (as of 09/08/2024)			
Agency / Unit	Permanency within 12 mths	Total Children Entered OHC	Percent Timely Permanency
<b>CHS</b>	<b>3</b>	<b>118</b>	2.5%
141846-CHSFL	2	16	12.5%
141839-CHSFL	0	27	0.0%
141835-CHSFL (Adop)	0	27	0.0%
141852-CHSFL	1	34	2.9%
<b>LSF</b>	<b>10</b>	<b>110</b>	9.1%
141828-LSF	0	11	0.0%
141827-LSF	1	6	16.7%
141836-LSF	1	12	8.3%
141845-LSF	3	16	18.8%
141848-LSF	0	8	0.0%
141849-LSF	2	28	7.1%
141850-LSF (Adop)	2	10	20.0%
141929-LSF	1	19	5.3%
<b>OHU</b>	<b>6</b>	<b>102</b>	5.9%
142853-OHU-HARDEE	1	25	4.0%
142855-OHU-HIGHLANDS	0	14	0.0%
140121-OHU-HIGHLANDS (Adop)	3	10	30.0%
142858 OHU-POLK	0	10	0.0%
142852-OHU-POLK	2	26	7.7%
142856-OHU-POLK	0	17	0.0%
<b>HFC Total</b>	<b>19</b>	<b>330</b>	5.8%
<b>Statewide</b>	<b>510</b>	<b>4,887</b>	10.4%

Children Exiting Out-of-Home Care to a Permanent Home within Twelve Months for Children in Out-of-Home Care Twelve to Twenty-Three Months On-Demand Listing - Report #1138

Percent of Children Achieving Permanency w/ 12-23 months for Children in OHC 12 Months or Longer as of 07/01/24  
HFC vs. Statewide by Fiscal Year (FY)  
Data as of 09/08/2024

\*Draft Data - Fiscal Year in progress.



Source: DCF Child Welfare Dashboard  
\*FY 23/24 is being pulled by FSN Report #1119 for Children Entering Care July 2022 through June 2023

# Federal Measure - Children Achieving Permanency within 12 Months for Children in Out-of-Home Care

## 24 Months or More

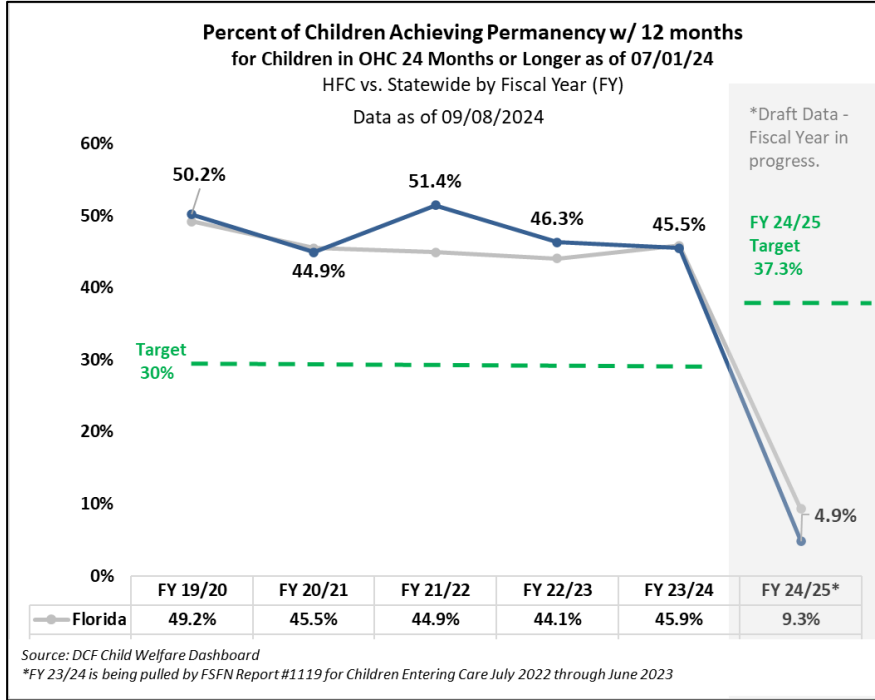
FY 23/24 Target is 37.3%

Statewide Measure - FY 24/25, Target 37.3%				Percent Timely FY 24/25 (last FY)
Children Achieving Permanency within 12 Months for Children in OHC 24+ Months as of 07/01/24 (as of 09/08/2024)				
Agency	Permanency Since July 1st	Total Children in OHC 24+ Months	Percent Timely Permanency	
CHS	2	92	2.2%	43.6%
LSF	4	113	3.5%	46.1%
OHU	9	103	8.7%	42.0%
<b>HFC Total</b>	<b>15</b>	<b>308</b>	<b>4.9%</b>	<b>46.2%</b>
<b>Statewide</b>	<b>478</b>	<b>5,128</b>	<b>9.32%</b>	<b>42.88%</b>

Source: Children Achieving Permanency w/ 12 Months for children in OHC 24 Months or Longer #1197  
\*Permanency = adoption, permanent guardianship or reunification w/ parent



Statewide Measure - FY 24/25, Target 37.3%			
Children Achieving Permanency within 12 Months for Children in OHC 24+ Months as of 07/01/24 (as of 09/08/2024)			
Agency / Unit	Total Children in OHC 24+ Months	Permanency Since July 1st	Percent Timely Permanency
<b>CHS</b>	<b>2</b>	<b>92</b>	<b>2.2%</b>
141832-CHSFL (IL)	0	1	0.0%
141846-CHSFL	0	7	0.0%
141839-CHSFL	0	6	0.0%
141835-CHSFL (Adop)	2	68	2.9%
141852-CHSFL	0	5	0.0%
<b>LSF</b>	<b>4</b>	<b>113</b>	<b>3.5%</b>
141828-LSF	1	25	4.0%
141827-LSF	0	4	0.0%
141836-LSF	1	23	4.3%
141845-LSF	0	16	0.0%
141848-LSF	0	2	0.0%
141849-LSF	0	8	0.0%
141850-LSF (Adop)	0	1	0.0%
141929-LSF	2	31	6.5%
<b>OHU</b>	<b>9</b>	<b>103</b>	<b>8.7%</b>
142853-OHU-HARDEE	0	19	0.0%
142855-OHU-HIGHLANDS	0	17	0.0%
140121-OHU-HIGHLANDS (Adop)	7	37	18.9%
142858 OHU-POLK	0	1	0.0%
142852-OHU-POLK	1	14	7.1%
142856-OHU-POLK	1	15	6.7%
<b>HFC Total</b>	<b>15</b>	<b>308</b>	<b>4.9%</b>
<b>Statewide</b>	<b>478</b>	<b>5,128</b>	<b>9.3%</b>

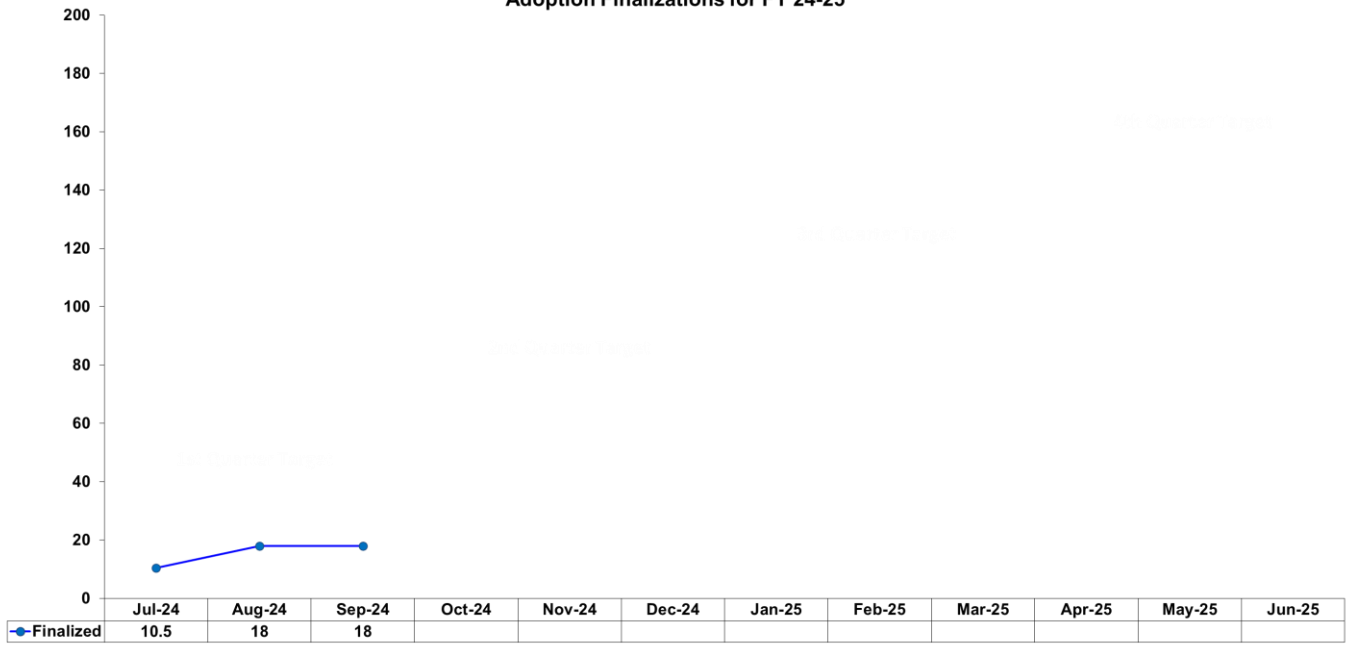


Children Exiting Out-of-Home Care to a Permanent Home within Twelve Months for Children in Out-of-Home Care Twenty-Four Months or More On-Demand Listing - Report #1197

# Adoption Finalizations

Percent of Adoptions Finalized with 24 Months of Removal & Percent of Adoption Goal Met

Heartland for Children - DCF Circuit 10  
Adoption Finalizations for FY 24-25



Source: HFC Adoption Database; Data-as-of: September 10, 2024

**Upcoming Finalization**  
**Dates FY(24/25)**

- September 18 & 25, 2024
- October 23 & 30, 2024
- November 13 & 20, 2024

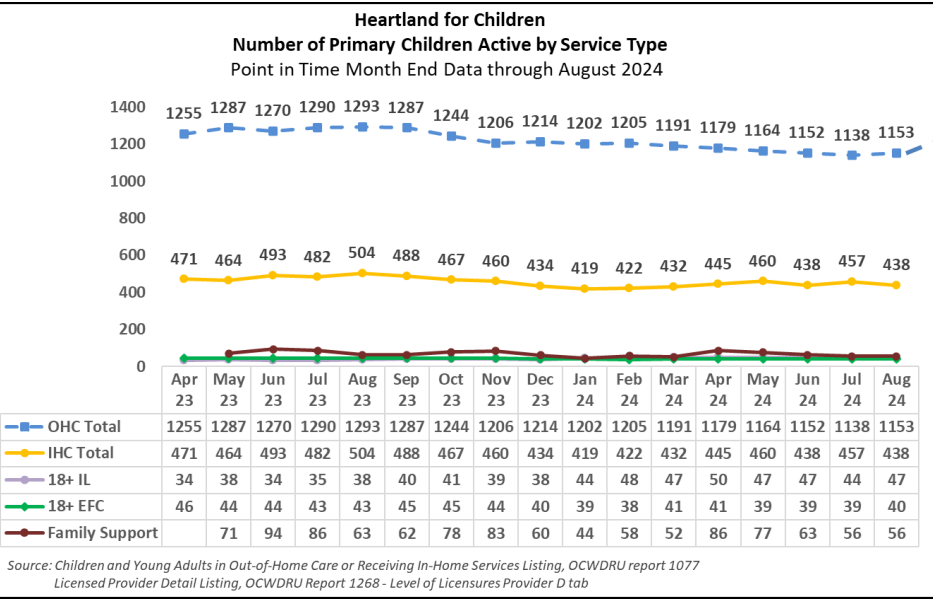
## Adoption Finalizations

FY 24-25 - 1st Quarter as of  
09/10/2024

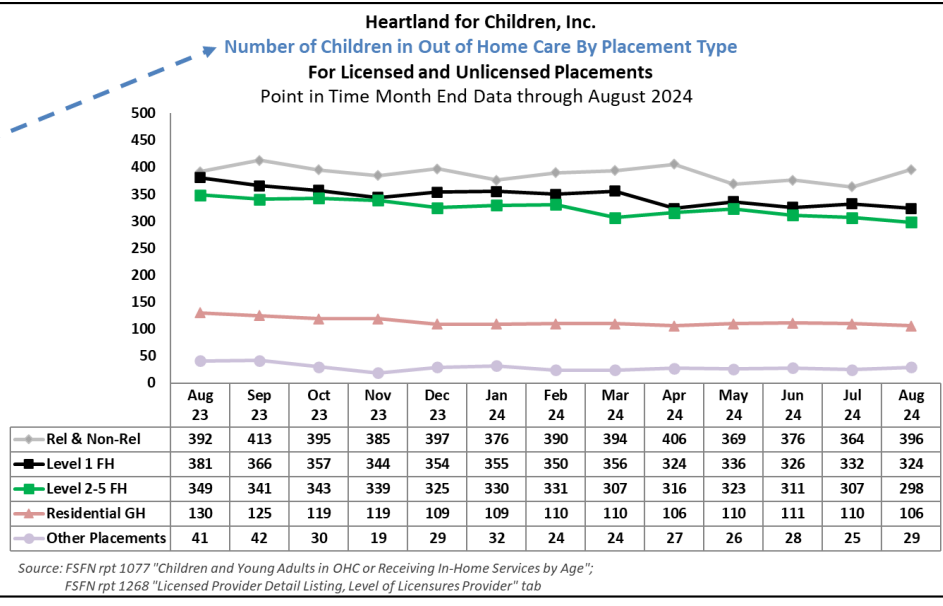
CMO	Finalized Adoptions YTD
CHS	1.5
LSF	3.5
OHU	13
<b>Total</b>	<b>18</b>

# Children and Families being Served for In-Home, Out-of-Home and Family Support - 12 months prior

## Children Served at Month End by Service Type



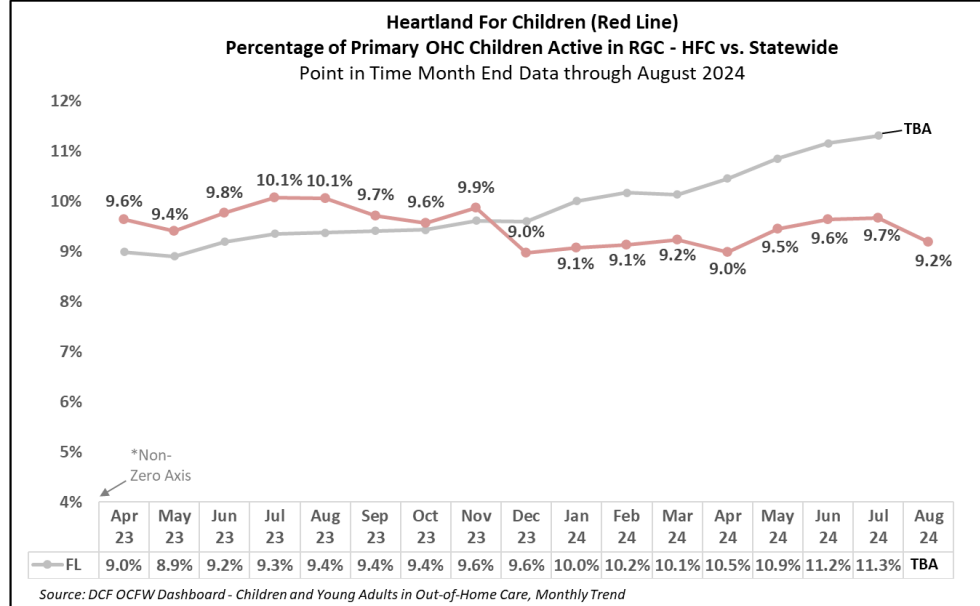
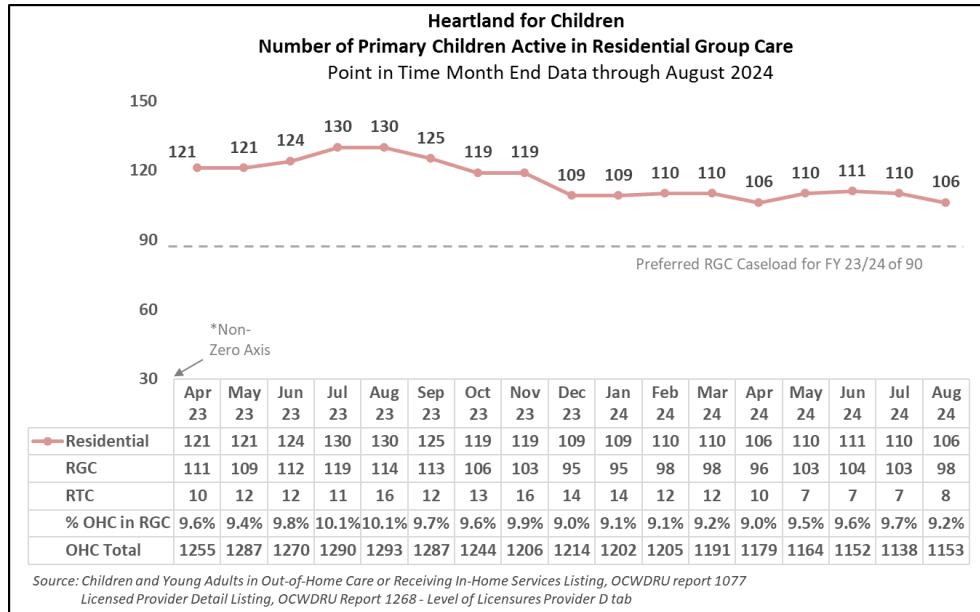
Source: Children and Young Adults in Out-of-Home Care or Receiving In-Home Services Listing, OCWDRU report 1077  
Licensed Provider Detail Listing, OCWDRU Report 1268 - Level of Licensures Provider D tab



Source: FSFN rpt 1077 "Children and Young Adults in OHC or Receiving In-Home Services by Age";  
FSFN rpt 1268 "Licensed Provider Detail Listing, Level of Licensures Provider" tab

# Children and Families being Served for In-Home, Out-of-Home and Family Support - 12 months prior

## ➤ Number and Percent of Children Serviced in Residential Care



**Update Postponed:**  
-Next update with PQI of week 9/22/24

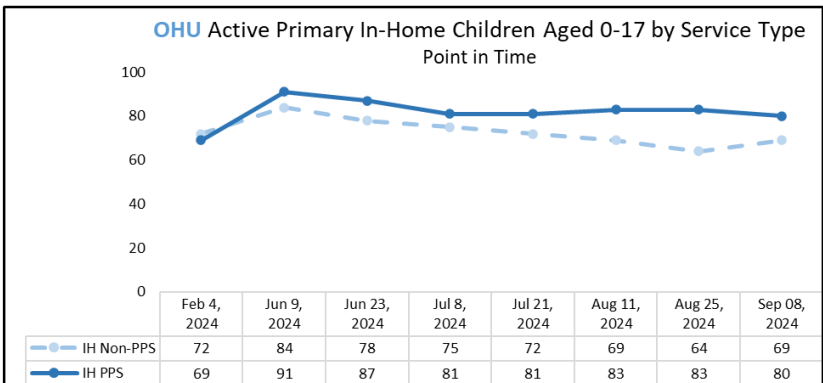
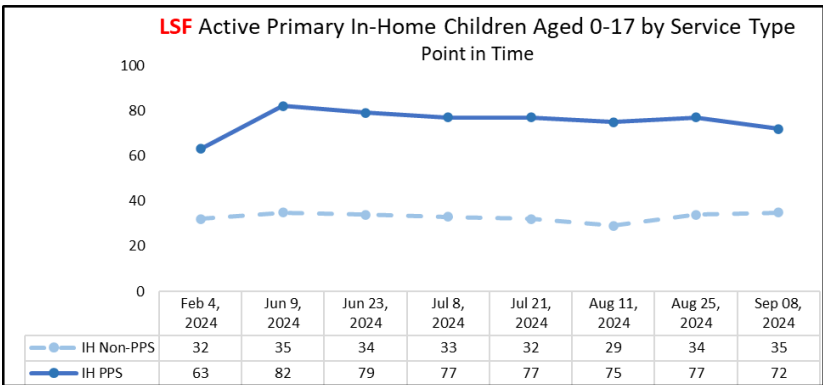
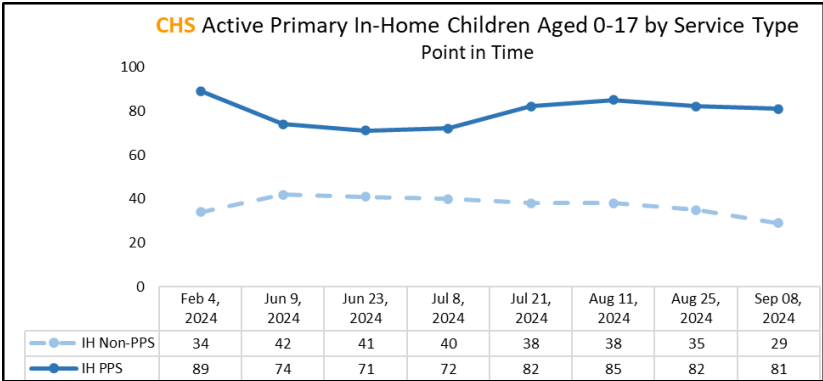
**Circuit 10**  
**Percent of Group Homes, Percent of Beds Licensed and Utilized**  
Point in Time as of July 2024 Month End

Group Home / Shelter Type	Currently licensed beds	% utilized previous month	Number of beds on the horizon for development
Shelter - NFI	12	72.6%	0
Shelter - YFA George Harris	24	62.1%	0
At-Risk: Anchor House	12	61.8%	17
At-Risk: A Second Chance	6	72.0%	0
At-Risk: Serenity Place-Chandler	6	83.3%	0
At-Risk: Serenity Place-Julius	6	90.9%	0
At-Risk: Serenity Place-Villa	12	71.2%	0
At-Risk: Integrity Care - Kaley	6	100.0%	0
At-Risk: Integrity Care - Kittansett	6	91.4%	0
At-Risk: Integrity Care - Sunset	6	79.6%	0
At-Risk: Integrity Care - Whispering	6	99.5%	0
At-Risk: NFI	N/A	N/A	6

# FY 2023-2024 Children In-Home Care Closures Initiative

**PPS:** Post Placement Supervision (Children Reunified with the Removal Parent)

**Non-PPS:** Children Receiving In-Home Services the entire time from Case Transfer from DCF to CMO (\*Also includes ICPC)



Heartland for Children Active Primary Children Aged 0-17 Receiving In-Home Services - PPS and Non-PPS Data as of 09/08/24												
CMO	In-Home Service Type	0-4 Months	5 Months	6 Months	7-9 Months	10 Months	11 Months	12-15 Months	16-23 Months	24-35 Months	36+ Months	CMO Total
CHS	Non-PPS	15	5	3	0	0	0	3	1	2	0	29
	PPS	46	12	5	8	5	2	0	3	0	0	81
<b>CHS Total</b>		<b>61</b>	<b>17</b>	<b>8</b>	<b>8</b>	<b>5</b>	<b>2</b>	<b>3</b>	<b>4</b>	<b>2</b>	<b>0</b>	<b>110</b>
LSF	Non-PPS	12	4	6	2	0	0	7	2	2	0	35
	PPS	38	16	6	6	6	0	0	0	0	0	72
<b>LSF Total</b>		<b>50</b>	<b>20</b>	<b>12</b>	<b>8</b>	<b>6</b>	<b>0</b>	<b>7</b>	<b>2</b>	<b>2</b>	<b>0</b>	<b>107</b>
OHU	Non-PPS	30	4	4	6	3	1	6	3	5	7	69
	PPS	36	19	6	13	1	0	3	2	0	0	80
<b>OHU Total</b>		<b>66</b>	<b>23</b>	<b>10</b>	<b>19</b>	<b>4</b>	<b>1</b>	<b>9</b>	<b>5</b>	<b>5</b>	<b>7</b>	<b>149</b>
NTF	Non-PPS	70	0	0	0	0	0	0	0	0	0	70
	PPS	0	0	0	0	0	0	0	0	0	0	0
<b>NTF Total</b>		<b>70</b>	<b>0</b>	<b>0</b>	<b>0</b>	<b>0</b>	<b>0</b>	<b>0</b>	<b>0</b>	<b>0</b>	<b>0</b>	<b>70</b>
HFC	Non-PPS	127	13	13	8	3	1	16	6	9	7	203
	PPS	120	47	17	27	12	2	3	5	0	0	233
<b>HFC Total</b>		<b>247</b>	<b>60</b>	<b>30</b>	<b>35</b>	<b>15</b>	<b>3</b>	<b>19</b>	<b>11</b>	<b>9</b>	<b>7</b>	<b>436</b>

Source: Children and Young Adults Actively Receiving IH Services or in OHC Care Daily Listing - FSN Report #1329  
PPS = Post Placement Supervision; Non-PPS = DCF Case Transfer to CMO, In-Home Services

## In-Home Service Providers Caseload and Referrals Received

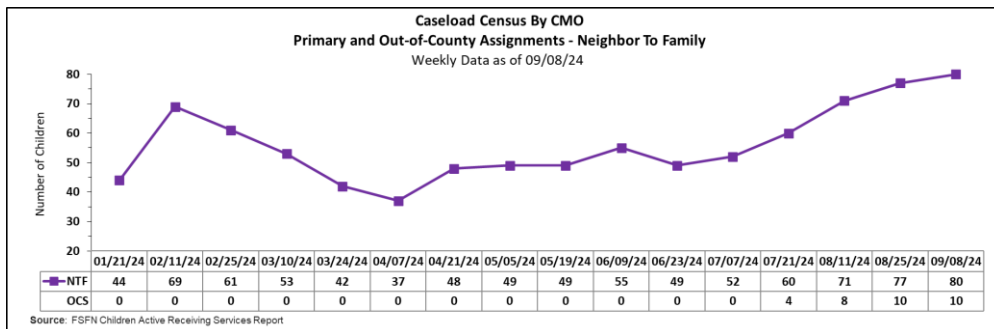
Point-in-Time as of September 09, 2024

In-Home Provider/Service	Current Census	Immediate Openings	Projected Openings within next 3 weeks (need Referrals to fill)	Mindshare Referrals from July 22 to Aug 10 (Referrals Since the last PQI date)
Youth Villages	31	5	3	7
Neighbor To Family (Safety Mgmt)	14	0	12	4
PRC Home to Stay (Reunification)	34	4	0	1
PRC Home to Stay (Prevention)	13	12	0	4
SCARF (Family Support)	29	22	4	-
SCARF (Legal)	11	6	2	-
UW Supervised Visitation	3	6	0	-
CHS BSFT	12	4	0	-
CHS CPP	8	2	0	-
NAFI FFT- Traditional	36	0	0	14
NAFI FFT- Prevention	10	0	0	-
NAFI FFT- Foster Care	33	10	0	2
Chosen	1	9	9	-

Source: HFC Quality & Contract Management Department Reports

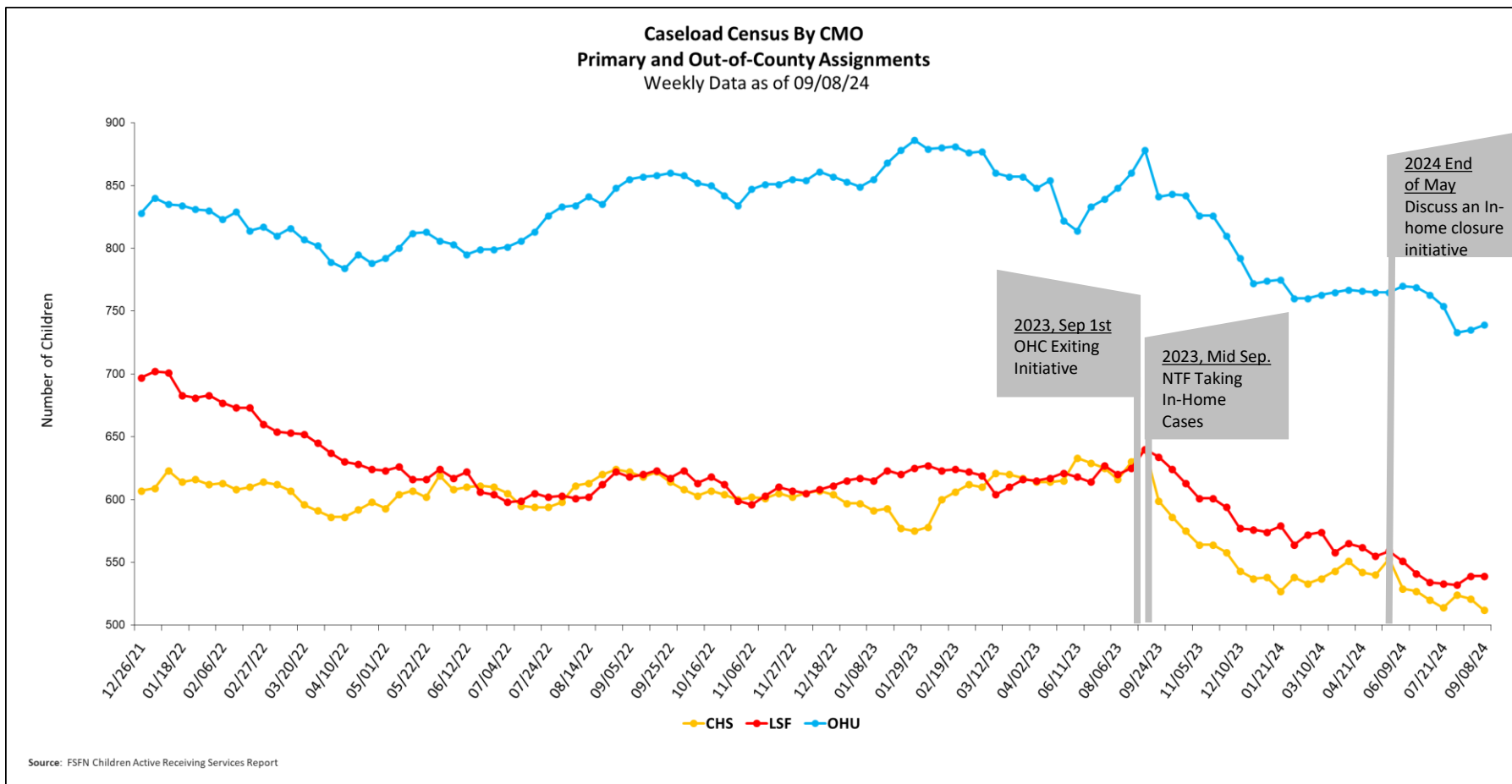
# Caseload Census Information

## CBC Services Weekly Caseloads By CMO



### Number of Children by CMO Last 6 Reporting Periods

Agency	6/9/2024	6/23/2024	7/7/2024	7/21/2024	8/11/2024	8/25/2024	9/8/2024
CHS	529	527	520	514	524	521	512
LSF	551	541	534	533	532	539	539
<b>OHU Primary</b>	572	576	567	559	553	555	566
<b>OHU/OCS</b>	198	193	196	195	180	180	173
<b>OHU Total</b>	770	769	763	754	733	735	739
<b>NTF Primary</b>	55	49	52	56	63	67	70
<b>NTF/OCS</b>				4	8	10	10
<b>NTF Total</b>				60	71	77	80
<b>HFC Total</b>	1,906	1,889	1,875	1,861	1,860	1,874	1,871



# Average Caseload of Case Managers

Case Manager Caseload Breakdown by Agency – Data as of 09/08/2024

Average Caseload of Case Managers							
CMO	1-5 Children in Caseload	6-15 Children in Caseload	16-24 Children in Caseload	25-29 Children in Caseload	30+ Children in Caseload	Total Case Managers*	Avg # of Children per CM
CHS	6	2	2	4	8	22	23.3
LSF	1	4	19	2	0	26	20.7
OHU	4	1	0	11	9	25	29.6
NTF	0	7	0	0	0	7	11.4
# of CMs	11	14	21	17	17	80	23.4

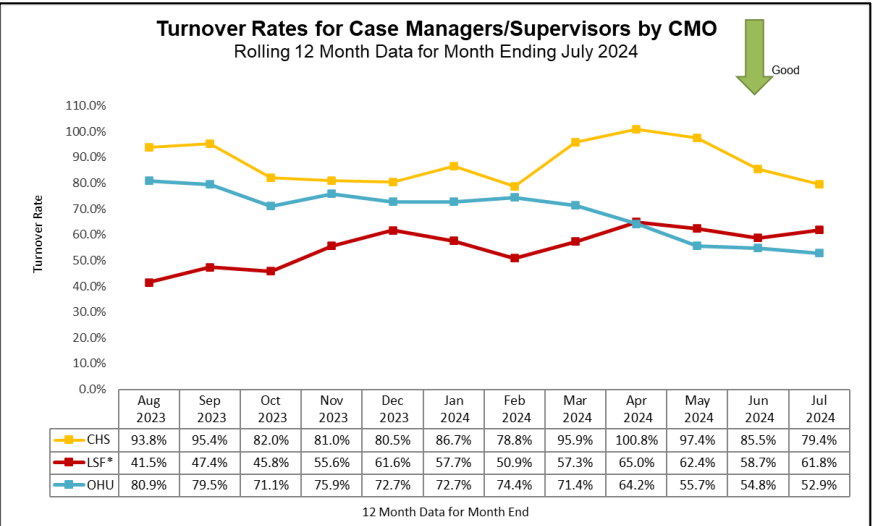
Percent of Case Managers That Are at or Under the National Caseload Standard of 15			
CMO	# Case Managers w/ Primary Caseload	# with Caseload at 15 or lower	Percent at 15 or lower
CHS	22	8	36.4%
LSF	26	5	19.2%
OHU	25	5	20.0%
NTF	7	7	100.0%
<b>HFC</b>	<b>80</b>	<b>25</b>	<b>31.3%</b>

\* Data Excludes Unit Supervisors, FTC Facilitators & Resigned CMs Count

# Turnover Rates for Case Managers/Supervisors

12 Month Case Manager Turnover Rates by Agency

Employee Turnover Rates By CMO		
12 Month Data for Month Ended July 2024		
CMO	Case Manager	Case Manager Supervisor
CHS	79.4%	35.3%
LSF*	61.8%	24.0%
OHU	52.9%	26.1%





# Caseload Census by Case Manager and Organization

Data as of 09/08/2024

Caseload of 1 - 5 Children (+8)		
CMO	Case Workers	#
LSF	Durant, Paris	5
OHU	Bowen, Kendall	4
OHU	Franklin, Kyra	3
CHS	Pression, Alexa	2
CHS	Brown, Annie	2
CHS	Bouzi, Marie Edwige	2
OHU	Colon, Lisette	2
CHS	Williams, Omisha	2
CHS	Denmark, Sandi	2
CHS	Fort, Angela	1
OHU	Gadson, Berlendah	1

Caseload of 16 - 24 Children (+1)		
CMO	Case Workers	#
LSF	Pena, Yulissa	24
LSF	Lott, Carla	24
LSF	Malave, Luis	24
LSF	Lynch, Rodina	23
LSF	Willingham, Jadashia	23
CHS	James, Aleah	22
LSF	Bickel, Sherry	22
LSF	Renfro, Andrew	22
LSF	Hockenberry, Matthew	22
LSF	Ellis, Darren	21
LSF	Williams, Careatha	21
LSF	Cruz, Veronica	21
LSF	Blocker, Amanda	21
CHS	Vegter, Hope	20
LSF	Franklin, Yoshika	20
LSF	Pierce, Pamela	19
LSF	Morris, Alundrea	18
LSF	Pamphile, Emmanuella	18
LSF	Coleman, Tangela	18
LSF	Bon-Fiol, Nikol	18
LSF	Linen, Fawn	16

Caseload of 25 - 29 Children (-4)		
CMO	Case Workers	#
OHU	Brutus, Marie	29
CHS	Bain, Claire	29
OHU	Pizarro, Frances	29
OHU	Valencia, Alejandro	28
OHU	Dedrick, Dawn	28
OHU	Young, Vanessa	28
OHU	Beach-Solmo, Amber	28
CHS	Hiers, Katherine	28
OHU	Isaacs, August	27
OHU	Cleveland, Tammy	27
CHS	Knowlton, Sera	27
LSF	Diamond, Savannah	26
OHU	Cherident, Camy	26
OHU	Garcia, Anakeidie	26
CHS	Covington, Walter	25
OHU	Cruz, Michelle	25
LSF	Ramnaugh, Shan	25

Unit Supervisors Carrying Cases (+2)		
CMO	Case Workers	#
CHS	Cortes, Jennifer	3
OHU	Colon, Lisette	2
CHS	Pression, Alexa	2
CHS	Denmark, Sandi	2
OHU	Gadson, Berlendah	1

Caseload of 6 - 15 Children		
CMO	Case Workers	#
LSF	Townes, Rachel	15
NTF	Jones, Gwendolyn	15
OHU	Shay, Ryan	15
LSF	Thomas, Tracy	14
NTF	Conklin, Danielelle	13
NTF	Cruz, Ana	13
LSF	Koons, Brittney	12
NTF	Bates, Brittany	11
NTF	Mattison, Sharon	11
CHS	Richey, Amy	10
CHS	Parker, Kevis	10
LSF	Escartin Vega, Kathia	9
NTF	Wolf, Lauren	9
NTF	Tetreault, Taylor	8

Caseload of 30+ Children (+1)		
CMO	Case Workers	#
OHU*	Bailon, Margarita	51
OHU*	Washington, Woodrica	44
OHU*	Villegas, Anna	42
OHU*	Fuentes, Norma	41
OHU	Kohn, Ludessa	40
CHS	Sisk, Sarah	39
CHS	Meola, Laura	38
OHU*	Simmons, Shannon	36
OHU	Mcgahee, Timika	35
CHS	Mcphail, Allissa	34
CHS	Bruce, Kortney	33
OHU	Thompson, Wyshana	32
CHS	Rodgers, Aleah-Faith	31
CHS	Kaina, Kelly	31
CHS	Angulo, Kayla	31
CHS	Standen, Brayden	30
OHU	Johnson, Randi	30

### Circuit 10 Children Active by Assignment Role for CMO TAYS, FTC and Adoption Workers

Data as of 09/08/24

Case Worker	Pri.	Sec.	OOC	Grand Total
Nieves, Carlos	35	0	0	35
Humber, John	2	61	0	63
<b>TAYS - CHS</b>	<b>37</b>	<b>61</b>	<b>0</b>	<b>98</b>
Cruz, Cheyleen	1	0	0	1
Mills, Clyatt	2	0	0	2
<b>FTC - CHS</b>	<b>3</b>	<b>0</b>	<b>0</b>	<b>3</b>
Cortes, Jennifer	3	42	0	45
Dawes, Dominique	20	6	0	26
Whiting, Kari	0	5	0	5
<b>Adoptions - CHS</b>	<b>23</b>	<b>53</b>	<b>0</b>	<b>76</b>
Peralta, Joshua	37	0	0	37
Jones, Dane	0	41	0	41
<b>TAYS - LSF</b>	<b>37</b>	<b>41</b>	<b>0</b>	<b>78</b>
Collins, Sara	1	6	0	7
Hampton, Sharday	0	9	0	9
<b>Adoptions - LSF</b>	<b>1</b>	<b>15</b>	<b>0</b>	<b>16</b>
Metelus, Getro	3	17	1	21
Sandbrook, Mary	10	26	0	36
Vazquez, Roger	5	39	1	45
<b>TAYS - OHU</b>	<b>18</b>	<b>82</b>	<b>2</b>	<b>102</b>
Sherwood, Drake	0	1	0	1
<b>FTC - OHU</b>	<b>0</b>	<b>1</b>	<b>0</b>	<b>1</b>
Howe, Danielle	18	0	0	18
Nettles, Markisha	8	2	0	10
Southall, Akeva	15	1	0	16
Ventura, Armando	1	2	1	4
Brody, Jessica	0	0	0	0
<b>Adoptions - OHU</b>	<b>42</b>	<b>5</b>	<b>1</b>	<b>48</b>
<b>TAYS Total</b>	<b>92</b>	<b>184</b>	<b>2</b>	<b>278</b>
<b>FTC Total</b>	<b>3</b>	<b>1</b>	<b>0</b>	<b>4</b>
<b>Adoptions Total</b>	<b>66</b>	<b>73</b>	<b>1</b>	<b>140</b>

Pri. = Primary - Sec. = Secondary - OOC = Out of County  
Data Source: FSN Report - Children Active Receiving In-Home or Out-of-Home Services Daily Listing by District

\*These OHU case managers contain caseloads that are over 65% OCS cases. On average an OCS case compares to 1.54 regular cases (i.e., 20 OCS cases approx. equals 13 regular cases).

All CHS case managers are supported by Case-Aim support. On average a Case-Aim supported case compares to 1.33 regular cases (i.e., 20 cases with Case-Aim approx. equals 15 cases without Case-Aim support).

Red = Supervisors, FTC Facilitators & Resigned CMs carrying cases Orange = Terminated Workers Carrying Caseloads in FSN

# Healthcare Information (Medical, Dental, Immunization, and Psychotropic Medications)

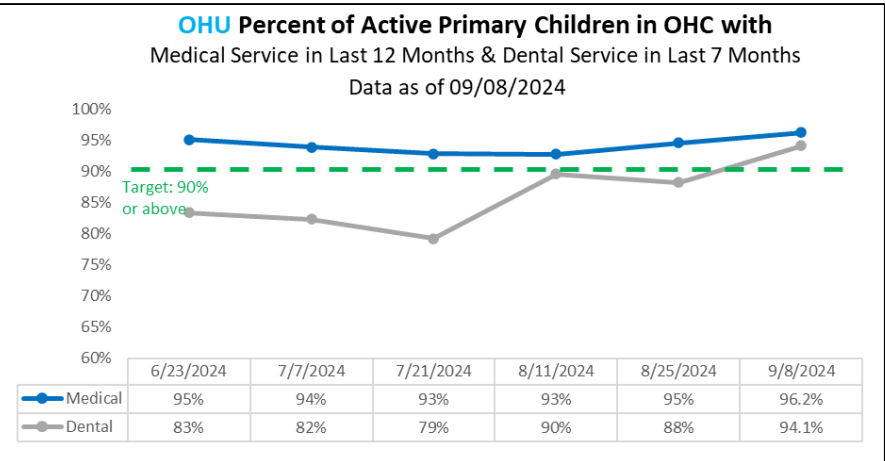
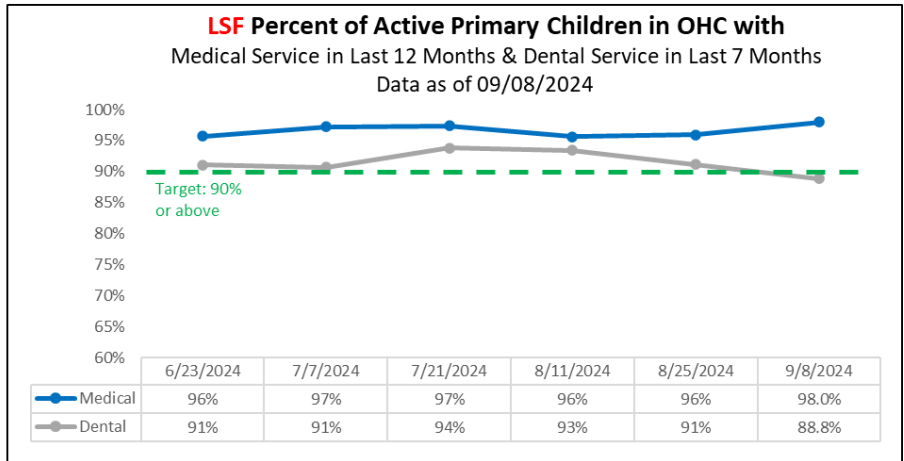
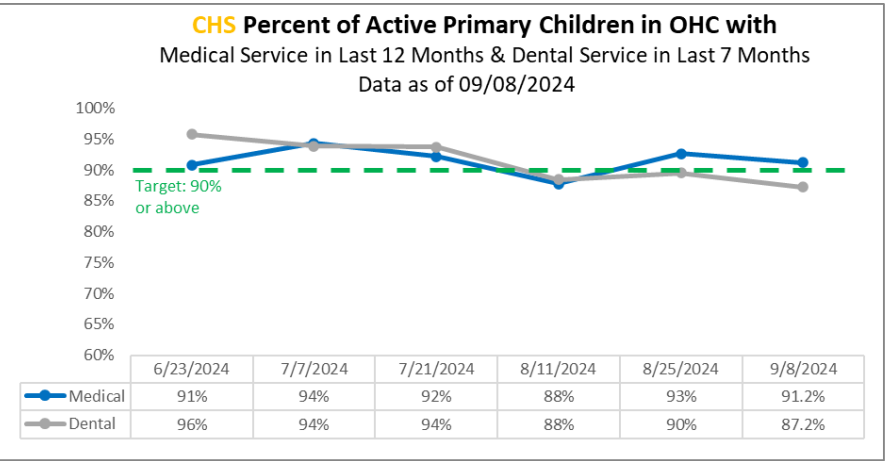
Data Entered Into FSFN for Children in Out-of-Home Care

Health Information in FSFN for Children in OHC as of 09/08/2024					
Agency	# of Children in OHC	% With a Medical Record in FSFN	% With Medical Service in last 12 Months	% With Dental Service in Last 7 months	% with Immunizations Up to Date
CHS	365	100.0%	91.2%	87.2%	89.0%
LSF	393	100.0%	98.0%	88.8%	98.7%
OHU	398	100.0%	96.2%	94.1%	95.7%
HFC	1156	100.0%	95.2%	90.1%	94.6%
<b>Statewide</b>	<b>1157</b>	<b>100.0%</b>	<b>95.2%</b>	<b>90.1%</b>	<b>94.6%</b>

Source: FSFN report 1009 "Source: "Healthcare Service Information for OHC"

Health Information in FSFN as of 09/08/2024				
Agency	# of Missing Medical Records	# of Medical Appointments Needing Update	# of Dental Appointments Needing Update	# of Immunization Needing Update
CHS	0	32	34	40
LSF	0	8	29	5
OHU	0	15	16	17
HFC	0	55	79	62
<b>Statewide</b>	<b>0</b>	<b>56</b>	<b>79</b>	<b>62</b>

Source: "Healthcare Service Information for OHC - Report 1009"



## Psychotropic Medications

### Children with Psychotropic Medications Prescriptions

Heartland For Children					
Number of Children in Out-of-Home Care with at Least one Psyc. Medication and Percent of Children w/ a Valid Consent					
Data as of 09/08/2024					
Agency	All Children in OHC	% of Children in OHC w/ Psyc Meds	All Children with Psyc Meds	# of children w/ a current parent or court order	% w/ a current parent or court order
CHS	379	11.3%	43	42	97.7%
LSF	410	11.5%	47	47	100.0%
OHU	403	7.9%	32	32	100.0%
HFC	1,193	10.2%	122	121	99.2%
DCF	0	0.0%	0	0	0.0%
<b>Statewide</b>	<b>17,478</b>	<b>14.4%</b>	<b>2,518</b>	<b>2,479</b>	<b>98.5%</b>

Source: Children in OHC with One or More Current Prescriptions for a Psychotropic Medication, Ages 0 to 17 - #1002  
Source: Children and Young Adults in Out-of-Home Care or Receiving In-Home Services Listing - #1077  
Valid = Children with a parent consent and the parents are TPR'd are not considered valid consents


# Education for Children in OHC – School Enrollment

## School Enrollment for Children in Out-of-Home Care

School Enrollment Updated in FSFN for School Year 24/25			
CMO	Updated School Record	Eligible Children in OHC	Percent Updated
CHS	188	229	82%
LSF	191	209	91%
OHU	224	231	97%
<b>Total</b>	<b>603</b>	<b>670</b>	<b>90%</b>

Percentage of Eligible Children in OHC and Enrolled in School, Year 24/25

Data as of 09/09/2024



	8/19/2024	8/25/2024	9/9/2024
CHS	25%	77%	82%
LSF	55%	85%	91%
OHU	86%	93%	97%

\*Source Report: FSFN - School Enrollment Listing for Eligible Children and Young Adults in Out-of-Home Care - Report #1217  
Filter - Leady Agency: Heartland for Children

Enrolled - Children in OHC who have been enrolled in schooling after 8/1/2024

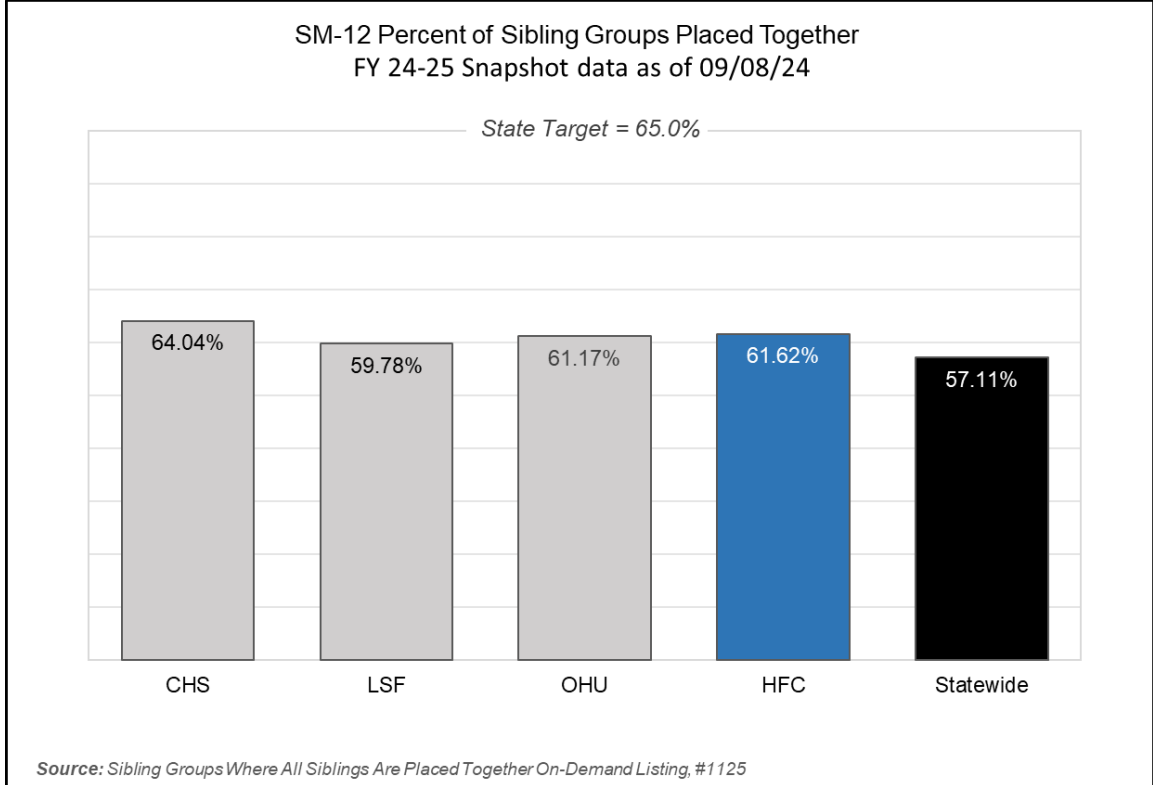
### Scorecard Measure 12 – Separated Siblings

SM12 - Percentage of sibling groups in out-of-home care where all siblings are placed together – Target = 65.0%

SM12 - Percent of Sibling Groups Placed Together FY 24-25 Snapshot data as of September 08, 2024			
Agency	Number of Cases w/ Siblings Together	Total Cases Sibling Groups	Percent of Siblings Placed Together
CHS	57	89	64.04%
LSF	55	92	59.78%
OHU	63	103	61.17%
HFC	175	284	61.62%
<b>Statewide</b>	<b>2,269</b>	<b>3,973</b>	<b>57.11%</b>

*Source: Sibling Groups Where All Siblings Are Placed Together On-Demand Listing, #1125*

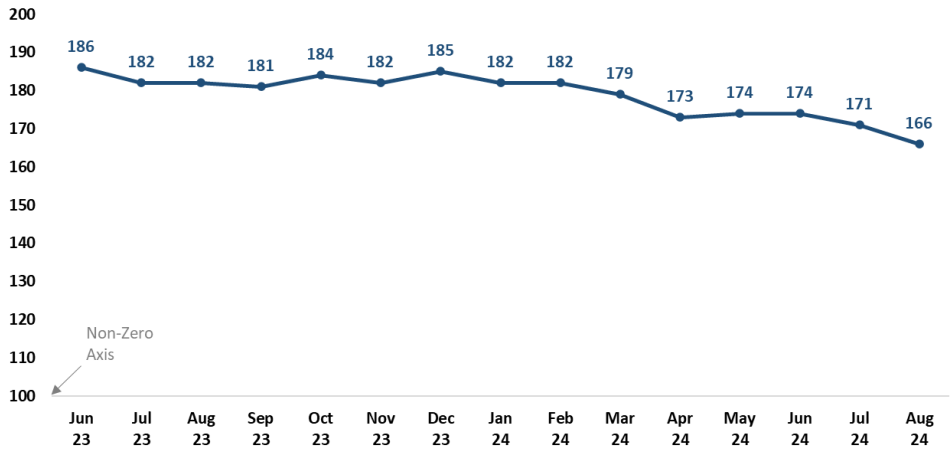
Number of sibling groups to achieve SM12 target – 28 Sibling Groups



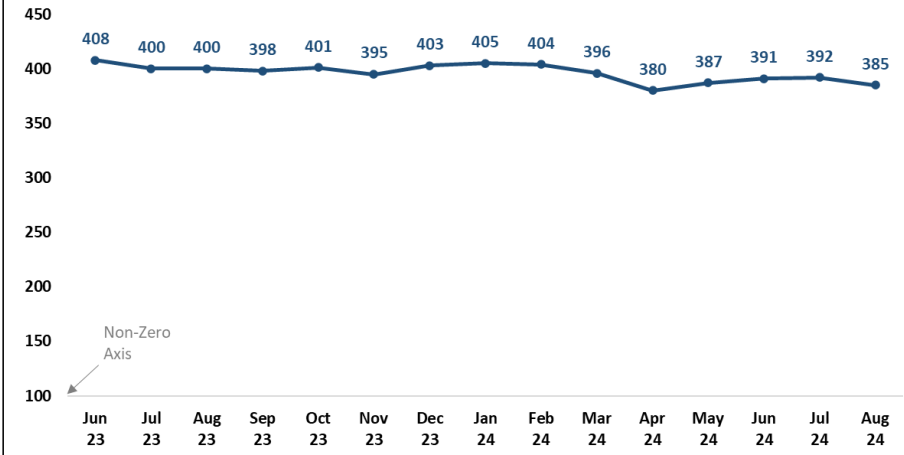
# Trends for Foster Parent Recruitment

Number of Foster Homes and Foster Bed Capacity  
Percent of Foster Home Utilization and Teen Placement in a Foster Home

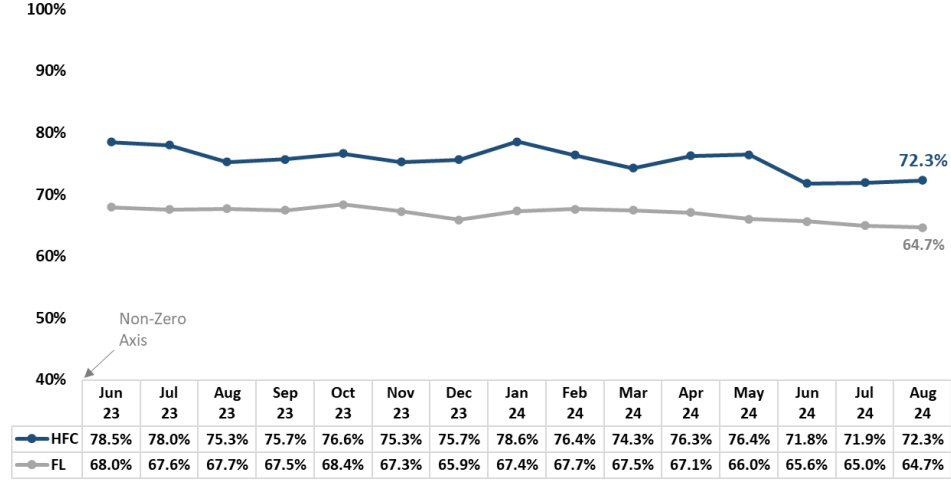
Heartland for Children  
Number of Foster Homes - Months End Snapshot  
Last 15 Months through August 2024



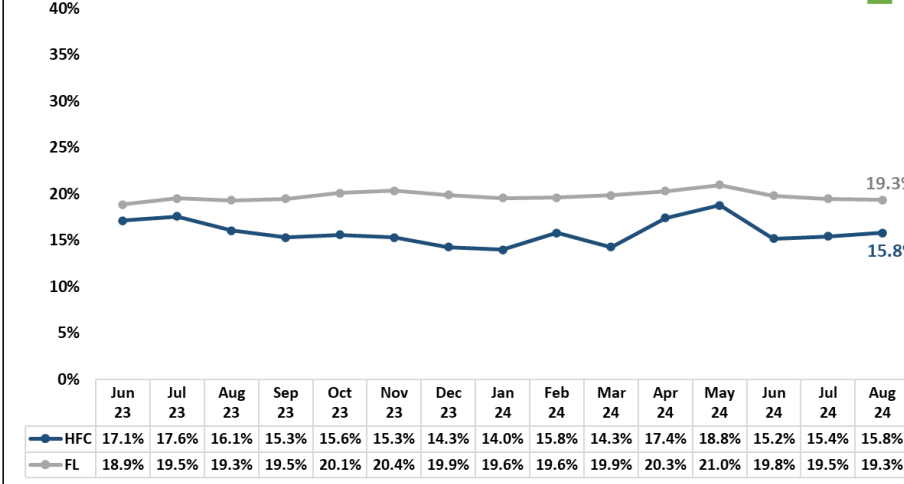
Heartland for Children  
Number of Foster Beds - Months End Snapshot  
Last 15 Months through August 2024



Heartland for Children  
Percent of Foster Homes Utilized (w/a Placement)  
Last 15 Months through August 2024



Heartland for Children  
Percent of Foster Homes w/a Teen Placement  
Last 15 Months through August 2024

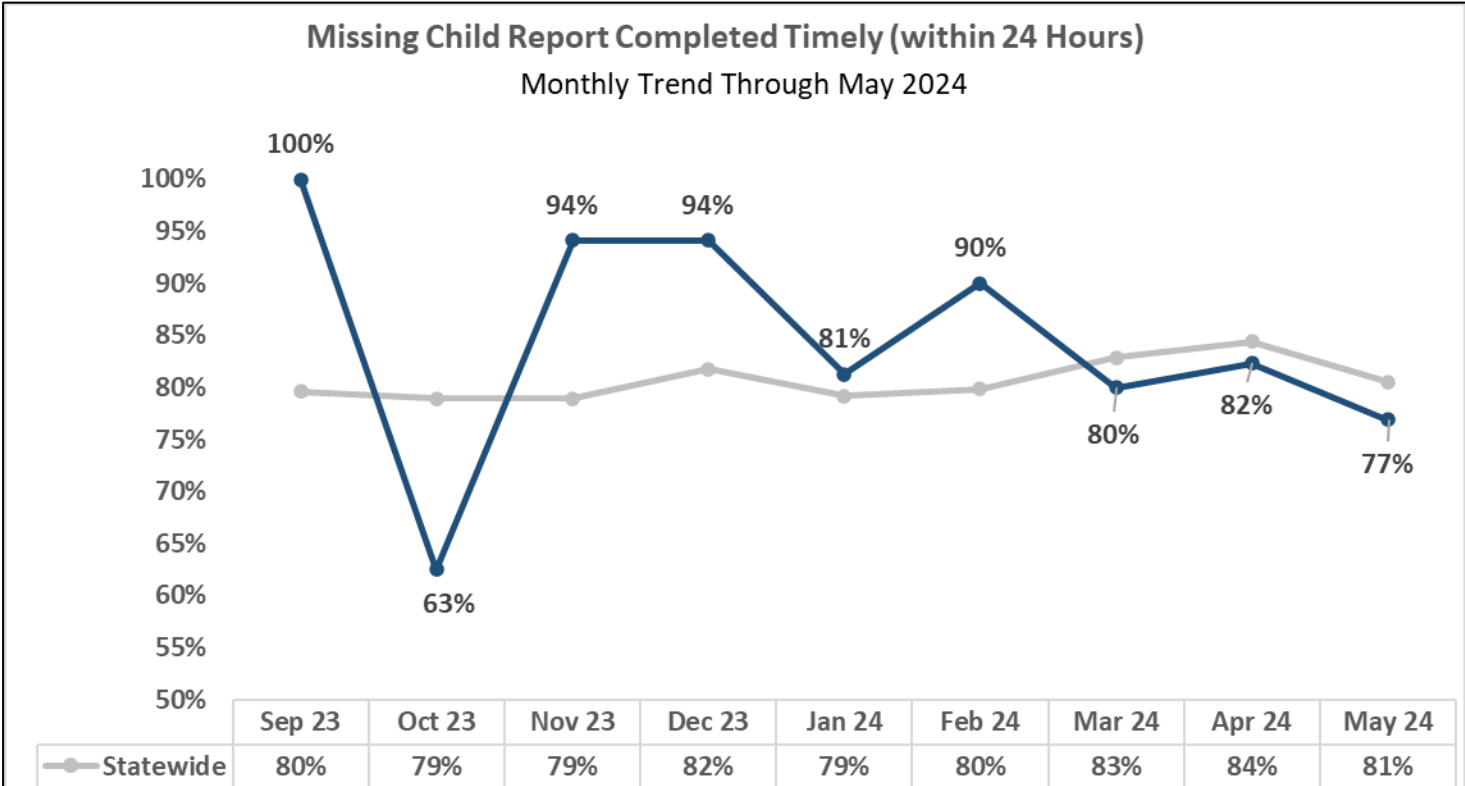


### Missing Children in Out of Home Care

Children currently missing or recovered while in OHC

Heartland for Children Children in OHC who are Missing or Now Recovered 9/8/2024					
	Current Missing	Late Reports	Late ATL	Recoveries	Late Debriefs
CHS	2	2	0	3	2
LSF	0	0	0	0	0
OHU	0	0	0	0	0
CPI	0	0	0	0	0
<b>Total</b>	<b>2</b>	<b>2</b>	<b>0</b>	<b>3</b>	<b>2</b>

Source: HFC MCR Tracking Log ATL = Attempts to Locate



Source: Central Office Ad Hoc Report

# In-Home Safety Plan Management

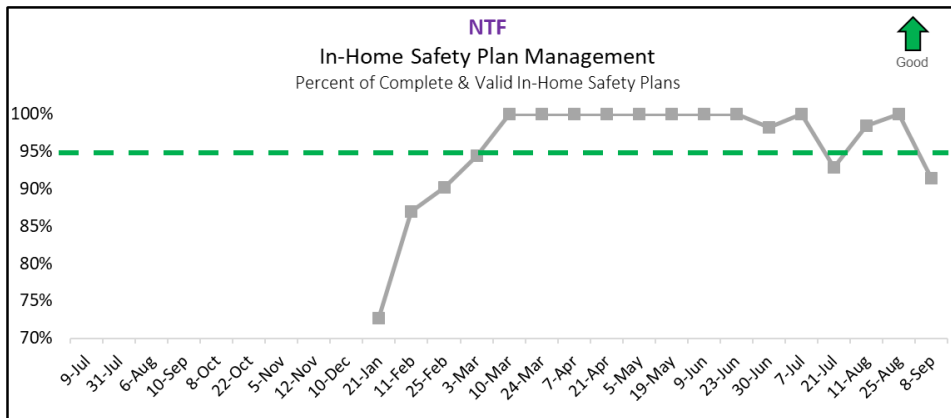
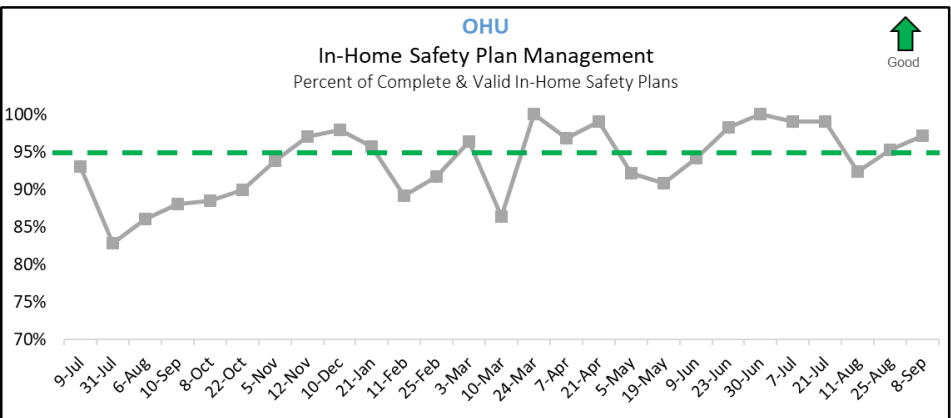
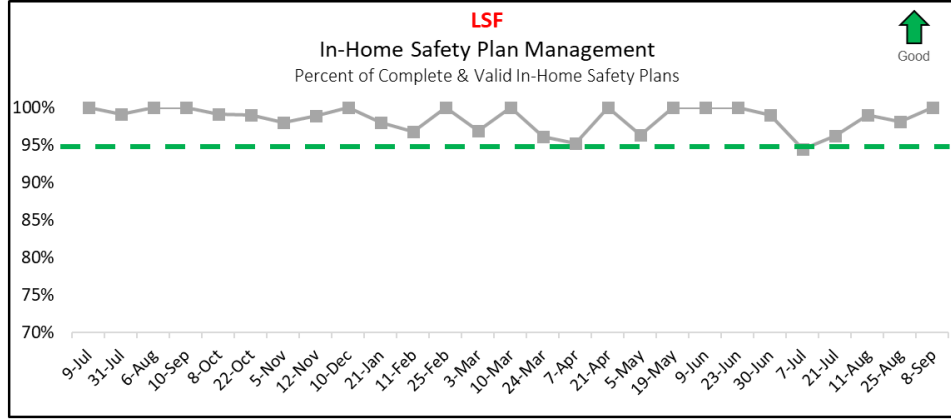
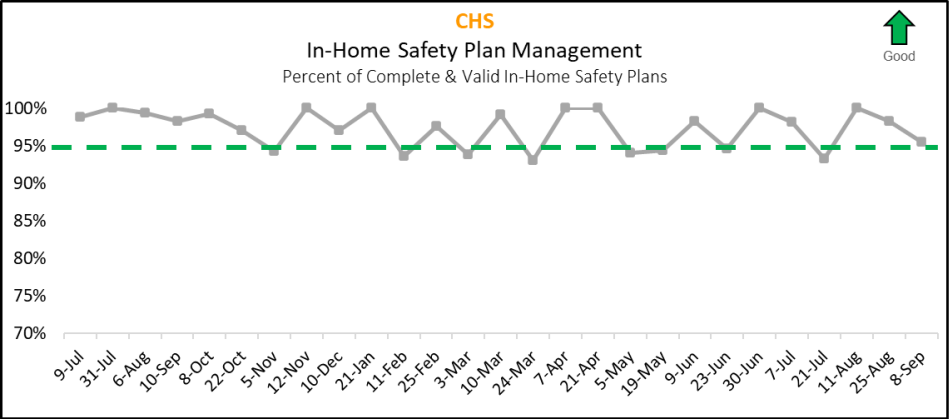
Percent of Completed In-Home Safety Plans under 180 Effective Days – Target: 95.0%

In-Home Safety Plan Management				
Percent of <u>Completed</u> In-Home Safety Plans under 180 <u>Effective</u> Days				
Data as of 09/08/2024				
Agency	No -or- Expired Safety Plans	Complete & Valid Safety Plans	Total Required Safety Plans	Percentage Complete
CHS	5	105	110	95.5%
LSF	0	105	105	100.0%
OHU	3	103	106	97.2%
NTF	6	64	70	91.4%
<b>HFC Total*</b>	<b>14</b>	<b>377</b>	<b>391</b>	<b>96.42%</b>
<b>Statewide</b>	<b>437</b>	<b>6997</b>	<b>7434</b>	<b>94.12%</b>

Source Report: Case Management Safety Management Listing - OCWDRU Report #1301  
Target of 95%

Of the 377 completed safety plans, 74 will expire in the next 30 or 60 days			
Agency	Expires in 30 Days	Expires in 60 Days	Total
CHS	16	6	22
LSF	6	9	15
OHU	6	30	36
NTF	0	1	1
<b>HFC Total</b>	<b>28</b>	<b>46</b>	<b>74</b>

Source report 1301 'Case Management Safety Management Listing' - Data as of 09/08/2024



# Child Placement Agreement Errors

Active CPA's with errors and non-active CPA's needing closure.

## Child Placement Agreement Errors

Data as of 09/08/2024

The 10 active CPA's with errors contain the 12 total errors.

Agency	Total CPA's Needing Correction	Non-Active CPA's Needing Closure	Total Active CPA's not Completed	New CPA Needed	Need to Upload Signed Agreement	Need Supervisor Approval	No Provider Listed	Total Errors
CHS	6	0	6	3	4			7
LSF	3	1	2	2	1			3
OHU	2	0	2	2				2
<b>Total</b>	<b>11</b>	<b>1</b>	<b>10</b>	<b>7</b>	<b>5</b>	<b>0</b>	<b>0</b>	<b>12</b>

Source: FSFN - Child Placement Agreement Status for Children in Out-of-Home Care On-Demand Listing - OCWDRU Report #1256  
Criteria: Children with a CPA Effective Date.

## Percent of Children with an Active Completed CPA

Data as of 09/08/2024

Agency	Total Active CPA's	CPA's Fully Completed	% of Completed CPA's
CHS	37	31	84%
LSF	26	24	92%
OHU	9	7	78%
<b>Total</b>	<b>72</b>	<b>62</b>	<b>86%</b>

Source: FSFN - Child Placement Agreement Status - OCWDRU Report #1256  
Criteria: Children with an CPA Effective Date.

# Unified Home Studies – Approval Status

Cases with a Pending or No UHS – 45+ Days Past Due; Data-as-of: 09/09/2024

## Relative / Non-Relative Unified Home Study Approval Status

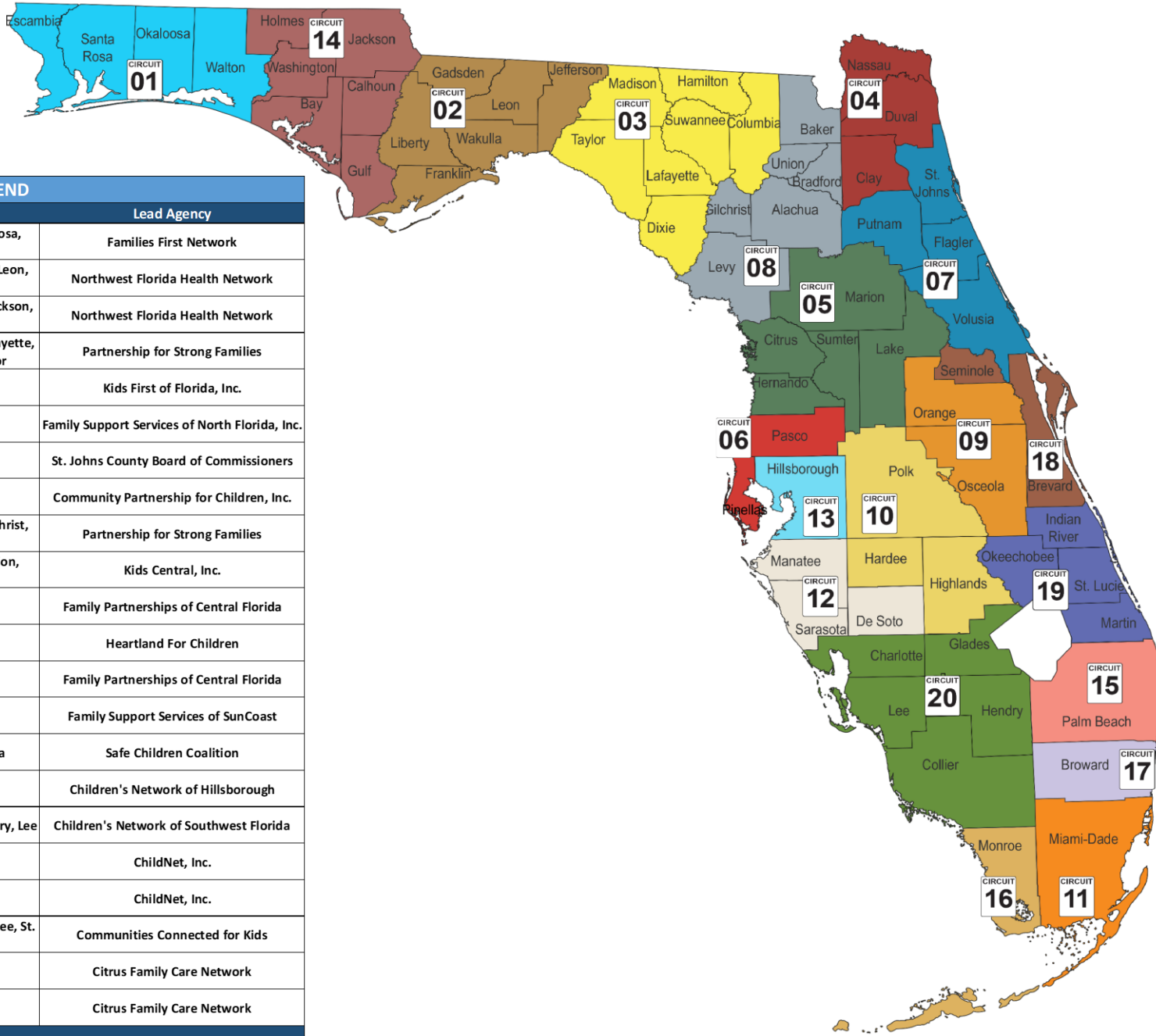
45 Days since Case Transfer - **Past Due**

Agency	# of UHS	Status - Pending	Status - No UHS
CHS	3	2	1
LSF	2	1	1
OHU	8	2	6
<b>Total</b>	<b>13</b>	<b>5</b>	<b>8</b>





# Community Based Care Lead Agency Map



## LEGEND

Circuit	Region	Counties	Lead Agency
1	North West	Escambia, Okaloosa, Santa Rosa, Walton	Families First Network
2		Franklin, Gadsden, Jefferson, Leon, Liberty, Wakulla	Northwest Florida Health Network
14		Bay, Calhoun, Gulf, Holmes, Jackson, Washington	Northwest Florida Health Network
3	North East	Columbia, Dixie, Hamilton, Lafayette, Madison, Suwannee, Taylor	Partnership for Strong Families
4		Clay	Kids First of Florida, Inc.
4		Duval, Nassau	Family Support Services of North Florida, Inc.
7		St. Johns	St. Johns County Board of Commissioners
7		Flagler, Putnam, Volusia	Community Partnership for Children, Inc.
8	Central	Alachua, Baker, Bradford, Gilchrist, Levy, Union	Partnership for Strong Families
5		Citrus, Hernando, Lake, Marion, Sumter	Kids Central, Inc.
9		Orange, Osceola	Family Partnerships of Central Florida
10		Hardee, Highlands, Polk	Heartland For Children
18		Seminole, Brevard	Family Partnerships of Central Florida
6		Pasco, Pinellas	Family Support Services of SunCoast
12		DeSoto, Manatee, Sarasota	Safe Children Coalition
13	Sun Coast	Hillsborough	Children's Network of Hillsborough
20		Charlotte, Collier, Glades, Hendry, Lee	Children's Network of Southwest Florida
15	South East	Palm Beach	ChildNet, Inc.
17		Broward	ChildNet, Inc.
19		Indian River, Martin, Okeechobee, St. Lucie	Communities Connected for Kids
11	Southern	Miami-Dade	Citrus Family Care Network
16		Monroe	Citrus Family Care Network

## AWARENESS FOR SEPTEMBER

- **Labor Day – 9/2**
- **Suicide Prevention Month**
- **Child Welfare Workforce Development Month**

## HEALTH RESOURCES

For more COVID information specific to Florida, go to [floridahealthcovid19.gov](https://floridahealthcovid19.gov)

Call Center is available 24/7  
(866) 779-6121 or email  
[COVID-19@flhealth.gov](mailto:COVID-19@flhealth.gov).

For more vaccine information go to  
<https://floridahealthcovid19.gov/covid-19-vaccines-in-florida/>

## SAFETY RESOURCES

### Internet Safety and Tips

- [Information, Advice and Support to Keep Children Safe Online \(internetmatters.org\)](#)
- [NetSmartz Home \(missingkids.org\)](#)

### Safe Sleep

- [www.ounce.org/safe\\_sleep.html](http://www.ounce.org/safe_sleep.html)

### Swim Safety Tips

- Pool Party Water Safety Tips: [bit.ly/41UoFcY](http://bit.ly/41UoFcY)
- Water Safety Tips: [ounce.org/water\\_safety.html](http://ounce.org/water_safety.html)

### Hot Car Safety Tips

- [nhtsa.gov/campaign/heatstroke](http://nhtsa.gov/campaign/heatstroke)

## COMMUNITY RESOURCES

### Polk Plays

- Does your child use a school readiness voucher through the Early Learning Coalition of Polk County?
- Are you a Polk County resident with an EBT SNAP card?

If you answer yes to EITHER of these questions, you can receive a FREE one-year membership to Florida Children's Museum. Membership includes all members of your household. Learn more and sign up at [polkplays.org](http://polkplays.org)

### Free Books for Children 0-5

[uwcf.org/dolly-partons-imagination-library/](http://uwcf.org/dolly-partons-imagination-library/)

### United Way's 211

Call 211 or visit 211.org

Getting free confidential help for needs such as food, housing, employment, utilities, mental health and much more is just a text, call, or click away.

### ECHO Ministries

Help provide tangible needs to children in foster, adoptive, relative and non-relative care.

To Donate: ECHO Distribution Center every Wednesday from 9AM-12PM at 3625 Century Blvd Unit 1A, Lakeland, FL.

<https://www.echoministriesflorida.net/>

### Find Help (Previously Aunt Bertha)

<https://www.findhelp.org/>

Find local resources for food, health, housing, employment programs & other community resources in seconds.

### HOPE FLORIDA A PATHWAY TO PROSPERITY Call 850-300-HOPE

[myflfamilies.com/services/hope-florida](http://myflfamilies.com/services/hope-florida)

Services offered by Hope Navigators:

- Identifying goals and barriers
- Referrals to local, community-based partners
- One-on-one support to develop a plan to achieve economic-self sufficiency

### Autism/ASD Support Group

Last Friday of each month 10AM-11:30AM

At Bonnet Springs Park in Lakeland  
Childcare will be provided.

Please call (813) 455-2846 or

email [Efigueroa2@usf.edu](mailto:Efigueroa2@usf.edu) to register.

### Circuit 10 Children's Mental & Behavioral Health Resources

<https://sites.google.com/view/floridac10/mhbhresources/home>

On this site you will find:

- Heartland for Children's Parent Portal
- MyFloridaMyFamily Community Services
- Florida Mobile Response Team- 24/7 Crisis Assistance
- Florida Statewide Medicaid Managed Care
- Florida Association of Christian Child Caring Agencies
- Florida Network Short-term Residential Programs
- Center for Autism Related Disabilities (CARD)
- National Alliance on Mental Illness
- Post Adoption Support
- Zebra Coalition
- Central FL Behavioral Health Network
- Hope Florida – A Pathway to Prosperity

### Food Distribution Schedule

Polk, Highlands and Hardee Counties Food Distribution Sites

[uwcf.org/initiatives/endhunger/schedule/](http://uwcf.org/initiatives/endhunger/schedule/)

### Healthy Families Florida

Family support and coaching program that helps parents provide the safe and stable environments children need for healthy growth and development.  
[healthyfamiliesfla.org/programs\\_map.html](http://healthyfamiliesfla.org/programs_map.html)

### Domestic Violence Services

Peace River Center's Domestic Violence Program provides free, confidential services for individuals affected by domestic violence, sexual assault and human trafficking crimes, their family members and friends in Polk, Hardee and Highlands counties.

### 24-Hour Domestic Violence Crisis Lines

**Hardee/Highlands** 863.386.1167

**Polk** 863.413.2700

**Victim Services Office Line 863.413.2708**

**Victim Services – Polk County** 1860 South Crystal Lake Drive, Lakeland, FL 33801

**Victim Services – Hardee/Highlands Counties**

1570 Lakeview Drive, Sebring, FL 33870

## HFC EVENTS

### Foster Care Info Nights

Tuesday, September 10th at 6PM  
Center Well Home Health  
250 Magnolia Avenue SW, Suite 101,  
Winter Haven

Tuesday, September 24th at 6:30PM  
Ax Caliber - 204 E Orange St.  
Lakeland

### Reunification Celebration

Saturday, September 14th  
10AM-1PM at Peterson Park, Lakeland

### HFC's "Let's Talk About it" Podcast

where we provide education and resources for family matters in Polk, Highlands and Hardee Counties

[Apple Podcasts](#) / [Anchor](#) / [Spotify](#) / [YouTube](#)

## POLK COUNTY

### Free Trainings for Parents & Teachers

Early Learning Coalition of Polk County is hosting classes in multiple locations providing tools and resources and food. Space is limited. Register here: <https://bit.ly/3AJgNz3>

### Peer Recovery Center

Center for Behavioral Health Annex  
1501 1<sup>st</sup> Street South, Winter Haven, FL 33880  
Hours: Monday – Friday from 9AM-3PM  
The center is a place for adults with a mental health diagnosis to receive education, support, resources and socialization.  
Contact: (863) 293-1121 x 205789 for more info

### Florida Children Museum

400 Bonnet Springs Blvd.  
Lakeland, FL 33815  
Contact: (863) 687-3869  
<https://explorefcm.org>

### Carol Jenkin Barnett United Way Resource Center

Offers weekly classes for children from infants through age 5 where parents and children will learn and socialize as they participate in fun, stimulating, developmental activities. These classes are FREE and a great opportunity to meet other moms and caregivers.

- Breast Feeding Support Group
- Autism/ASD Support Group
- Child Development Classes
- Free Tax Prep
- Healthcare Navigator
- Free Child Development Screenings (1<sup>st</sup> Wednesday and 3<sup>rd</sup> Monday each month)
- Infant Massage Classes

Location: 400 Bonnet Springs Blvd. Lakeland, FL 33815  
<https://uwcf.org/resourcecenter/>

## HIGHLANDS COUNTY

### Swimming Lessons at YMCA

<http://www.highlandsymca.org/aquatics.htm>

### Champion for Children

Provides child abuse and neglect prevention programs and early-intervention services to children and families in Highlands County.

Contact for more info about the documentary **RESILIENCE: The Biology of Stress and the Science of Hope** which talks about the connection between trauma and health.

Office: (863) 382-2905  
<https://www.championforchildren.org/>

### Children's Museum of the Highlands

Hands on Learning for Ages 1-12  
Cost: \$8/per person (ages 1+) for all day play.  
219 N Ridgewood Dr. Sebring, Florida  
(863) 451-5385 (contact museum for updated hours)

### Preservers of Life

Highlands County Community Nursing Organization  
This organization provides prevention healthcare and helps businesses and individuals integrate holistic health and wellness practices.

Kasey Pacheco, Community Nurse Collaborator  
[Kasey@preserversoflife.com](mailto:Kasey@preserversoflife.com) | (863) 420-5255

### FREE GED Prep & ESOL Classes

South Florida State College is offering free classes for adults in Highlands and Hardee Counties to improve adult literacy.  
Contact: Sari Crews  
863-784-7473 | [sari.crews@southflorida.edu](mailto:sari.crews@southflorida.edu)  
<https://www.southflorida.edu/future-students/general-educational-development-program-ged>

## HARDEE COUNTY

### Hardee County Swimming Resources

[Swim Lessons](#) | [Florida Department of Health in Hardee \(floridahealth.gov\)](#)

### Hardee Help Center

A Christ-centered community service organization bringing hope & healing to Hardee County families in difficult seasons of life.  
713 E Bay Street Wauchula, FL 33873  
Contact: [info@hardeehelpcenter.com](mailto:info@hardeehelpcenter.com) | 863-773-0034

### Visit Hardee

Website for upcoming events, community updates and resources: <https://www.visithardee.com/events>

### FREE GED Prep & ESOL Classes

South Florida State College is offering free classes for adults in Highlands and Hardee Counties to improve adult literacy.  
Contact: Sari Crews  
863-784-7473 | [sari.crews@southflorida.edu](mailto:sari.crews@southflorida.edu)  
<https://www.southflorida.edu/future-students/general-educational-development-program-ged>



For additional resources and county events, check out our most recent Parent's Corner Newsletter.