

Community Based Care: Hardee, Highlands & Polk Counties

Circuit 10 – Central Region

CBC Performance and Quality Improvement Meeting
No Call This Week

Abbreviated - Data for Week Ended
Sunday, November 06, 2016

Conference Call: 866-946-1739
Participant Number: 7936917#



Community Based Care Lead Agency Scorecard

For the Quarter of July 1, 2016 to September 30, 2016



	Safety				Permanency				Well-Being			
	1. Rate of Abuse per day while in foster care.	2. Percent of children who are not neglected or abused during in-home services.	3. Children who are not neglected or abused after receiving services.	4. Children under supervision who are seen every 30 days.	5. Children exiting foster care to a permanent home within 12 months of entering care.	6. Children achieving permanency in 12 months for children in foster care 12 to 23 months.	7. Children who do not re-enter foster care within 12 months of moving to a permanent home.	8. Children's placement moves per 1,000 days in foster care.	9. Children in out-of-home care who have received medical services in the last 12 months.	10. Children in out-of-home care who received dental services within the last 7 months.	11. Young adults in foster care at age 18 that have completed of are enrolled in secondary education.	12. Children placed with all of their siblings who are also under court jurisdiction.
Standard	8.5	95.0%	95.0%	99.5%	40.5%	43.6%	91.7%	4.12	95.0%	95.0%	80.0%	65.0%
Reporting Period	08/01/15 - 07/31/16	05/01/16 - 07/31/16	11/01/15 - 01/31/16	07/01/16 - 09/30/16	07/01/15 - 09/30/15	10/01/15 - 09/30/16	07/01/14 - 09/30/14	10/01/15 - 09/30/16	7/1/2016	7/1/2016	10/01/15 - 09/30/16	9/30/2016
Big Bend CBC (Circuit 2 & 14)	8.48	97.6%	96.2%	99.7%	29.8%	66.3%	100.0%	3.6	99.0%	97.6%	70.8%	64.9%
Brevard Family Partnership	13.7	98.2%	95.1%	99.8%	18.3%	47.8%	95.0%	4.14	96.8%	93.3%	81.8%	65.0%
ChildNet Inc	12.51	97.4%	98.8%	99.9%	26.7%	52.7%	91.1%	3.4	97.2%	93.0%	90.0%	55.9%
ChildNet Palm Beach	8.79	97.6%	98.8%	100.0%	45.1%	59.2%	92.3%	3.44	95.4%	95.1%	93.4%	56.3%
Children's Network of SW Florida	13.86	95.8%	95.0%	99.8%	45.7%	44.7%	90.3%	6.4	93.7%	85.2%	91.2%	60.4%
Community Based Care (Cir #9)	11.12	96.8%	95.9%	99.8%	26.6%	56.2%	89.6%	3.57	96.8%	94.8%	76.6%	58.2%
Community Based Care (Cir #18)	12.39	97.6%	97.1%	99.8%	33.8%	54.0%	93.7%	3.74	94.3%	94.4%	73.3%	69.4%
Community Partnership for Childr.	8.61	97.4%	97.8%	99.4%	28.9%	50.9%	89.3%	3.06	92.2%	81.5%	86.1%	64.1%
Devereux CBC of Okeechobee	7.39	97.5%	92.9%	99.9%	29.7%	66.0%	96.2%	4.53	98.8%	96.2%	84.0%	65.0%
Eckerd Community Alternatives	10.17	97.7%	95.7%	99.9%	56.9%	52.8%	83.5%	3.85	99.0%	97.5%	92.9%	67.3%
Eckerd Community Hillsborough	10.9	96.8%	93.2%	99.9%	52.6%	50.7%	90.2%	5.49	98.1%	96.4%	98.8%	64.8%
Families First Network	8.85	99.0%	96.4%	99.2%	40.6%	50.4%	90.9%	5.91	91.8%	81.2%	77.7%	64.2%
Family Integrity Program	8.72	97.1%	93.9%	99.9%	29.7%	51.1%	83.3%	2.91	96.8%	96.6%	66.6%	74.5%
Family Support Services North Fla	5.99	95.7%	95.0%	99.9%	47.1%	63.0%	90.1%	3.71	98.4%	95.0%	88.2%	73.8%
Heartland For Children	15.59	97.9%	98.1%	99.9%	41.4%	50.6%	87.1%	3.64	98.4%	92.3%	88.6%	60.2%
Kids Central, Inc.	12.89	97.1%	91.3%	99.7%	43.8%	42.0%	92.8%	4.17	95.6%	93.0%	88.6%	73.7%
Kids First of Florida, Inc.	9.02	96.4%	94.5%	99.9%	32.3%	74.1%	100.0%	1.78	99.0%	96.7%	100.0%	60.6%
Our Kids of Miami-Dade	11.39	98.5%	98.3%	99.4%	40.0%	57.3%	90.2%	5.53	97.4%	97.0%	86.1%	55.6%
Partnership for Strong Families	8.78	97.1%	96.8%	99.8%	58.7%	56.7%	95.8%	3.63	97.9%	96.5%	100.0%	66.2%
Sarasota Y/Safe Children Coalition	16.89	95.8%	95.1%	99.8%	41.8%	57.1%	91.2%	4.66	97.4%	82.1%	91.3%	69.2%
Statewide	11.15	97.3%	96.0%	99.8%	41.3%	53.8%	90.4%	4.32	96.6%	92.8%	87.7%	63.5%
Red Zone	8.85	92.9%	92.9%	98.9%	36.3%	39.2%	90.8%	4.54	89.9%	89.9%	69.9%	60.0%

Scorecard Measure 4 - Children Seen / Not Seen

Percent of children under supervision who are required to be seen every 30 days who are seen every 30 days.

Scorecard Measure #4 - Children Under Supervision Seen Who Are Seen Every Thirty Days Supervision between 10/01/16 - 10/31/16			
Agency	# of Children Not seen in 30 days	# of days missed / total days required	% of days child was seen
CHS	0	14849 / 14849	100.00%
DEV	1	14198 / 14199	99.99%
GCJFCS	1	12868 / 12871	99.98%
OHU	3	11711 / 11721	99.91%
Total	5	53637 / 53651	99.97%

**Source: "Children Under Supervision Who Are Seen Every Thirty Days - Report #1144" Data-as-of: 11/06/16*

# of Children Not Seen, Month of Oct 2016	
# Not Seen	Agency
0	CHS
0	DEV
1	GCJFCS
0	OHU
0	CPI
1	Grand Total

Source: FSFN Rpt "Children seen / not seen daily listing" Data-as-of: 11/07/16

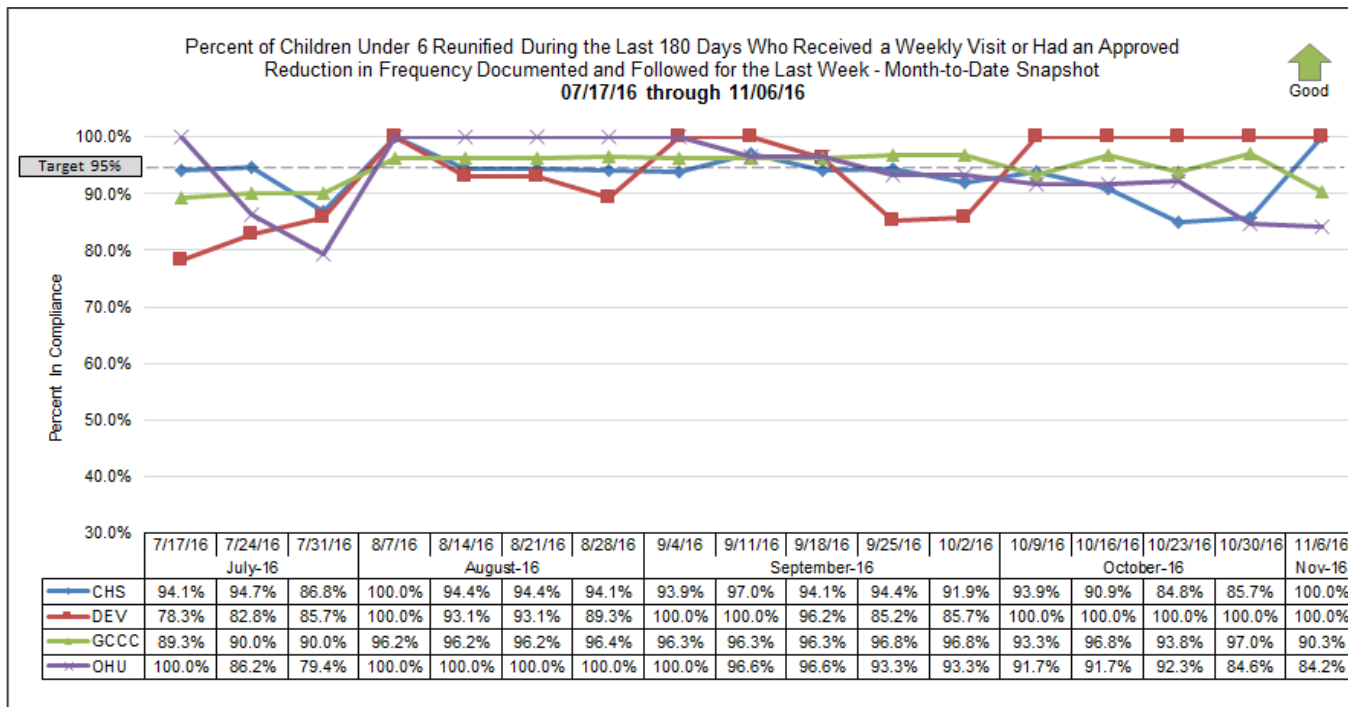
Senate Bill 1666 Monthly Reporting Requirements for CBC Lead Agencies	
Reporting Requirement	Location in this Document
Average Caseload of Case Managers	Page 8
Turnover Rate for Case Managers and Case Manager Supervisors for Previous 12 Months	Page 8
Percentage of Required Home Visits Completed	Page 3
Performance on Outcome Measures for Previous 12 Months	Page 2

Children Under 6 Reunified

Percent of Children Under 6 Reunified During the Last 90 & 180 Days Who Received a FTF Visit During the Last Week or Had an Approved Reduction in Frequency - Documented and Followed

Percent of Children Under 6 Reunified During the Last 90 & 180 Days Who Received a Weekly Visit or Had an Approved Reduction in Frequency Documented and Followed				
Reporting Week Ending: 11/06/16				
Agency	Children with Misses Last Week		Children with OCS Misses Last Week	
	90 Days	180 Days	90 Days	180 Days
CHS	0	0	0	2
DEV	0	0	0	0
GCJFCS	3	0	0	0
OHU	2	1	0	0
HFC	5	1	0	2

Percent of Children Under 6 Reunified During the Last 180 Days Who Received a Weekly Visit or Had an Approved Reduction in Frequency Documented and Followed					
November Month-to-Date: 11/30/16					
Agency	Children Reunified	Children with Misses	Percent in Compliance	Children with OCS Misses	Adjusted Compliance
CHS	32	2	93.75%	2	100.00%
DEV	23	0	100.00%	0	100.00%
GCJFCS	31	3	90.32%	0	90.32%
OHU	19	3	84.21%	0	84.21%
HFC	105	8	92.38%	2	94.17%



Scorecard Measures 5 & 6 - Children Achieving Permanency

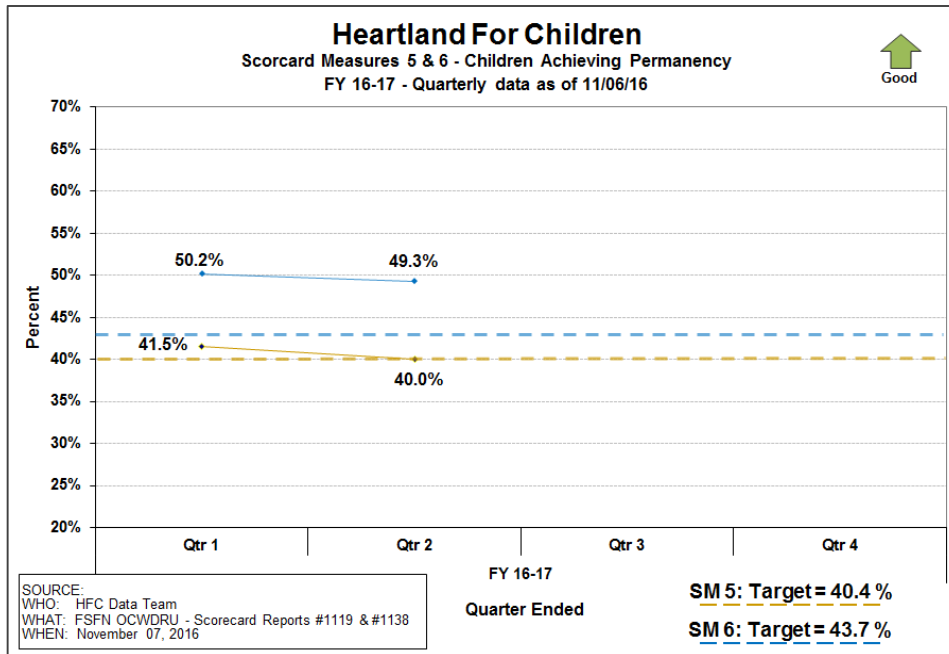
SM 5 - Percent of children exiting care to a permanent home within 12 months of entering care – **Target = 40.4%**

SM 6 - Percent of children exiting care to a permanent home for children in care 12-23 months – **Target = 43.7%**

Scorecard Measure #5 - 10/01/15 to 12/31/15 Children Achieving Permanency within 0-12 Mths FY 16-17 <u>Qtr 2</u> as of 11/06/16			
Agency	Permanency within 12 mths	Total Children out-of-home care	Percent Timely Reunification
CHS	27	59	45.8%
DEV	16	59	27.1%
GCJFCS	36	90	40.0%
OHU	11	17	64.7%
Total	90	225	40.0%

Scorecard Measure #6 - 01/01/16 to 12/31/16 Children Achieving Permanency within 12-24 Mths FY 16-17 <u>Qtr 2</u> as of 11/06/16			
Agency	Permanency within 12-24 mths	Total Children LOS 12-24 mths	Percent Timely Reunification
CHS	44	96	45.8%
DEV	27	67	40.3%
GCJFCS	46	77	59.7%
OHU	15	28	53.6%
HFC	132	268	49.3%

Green = Meeting Measure, Yellow = 10% Below Measure, Red = More Than 10% Below Measure



Reunifications Entered into FSFN: Week of 10/31/16 thru 11/06/16					
Agency	Scorecard Measure #5			Scorecard Measure #6	
	Timely	Un-Timely	Total	Timely	Total
CHS	0	2	2	0	2
DEV	0	0	0	0	0
GCJFCS	5	4	9	1	1
OHU	0	4	4	4	4
Total	5	10	15	5	7

Children Returning to Care

Number of Children in a Removal Episode Who Have Had a Prior Removal

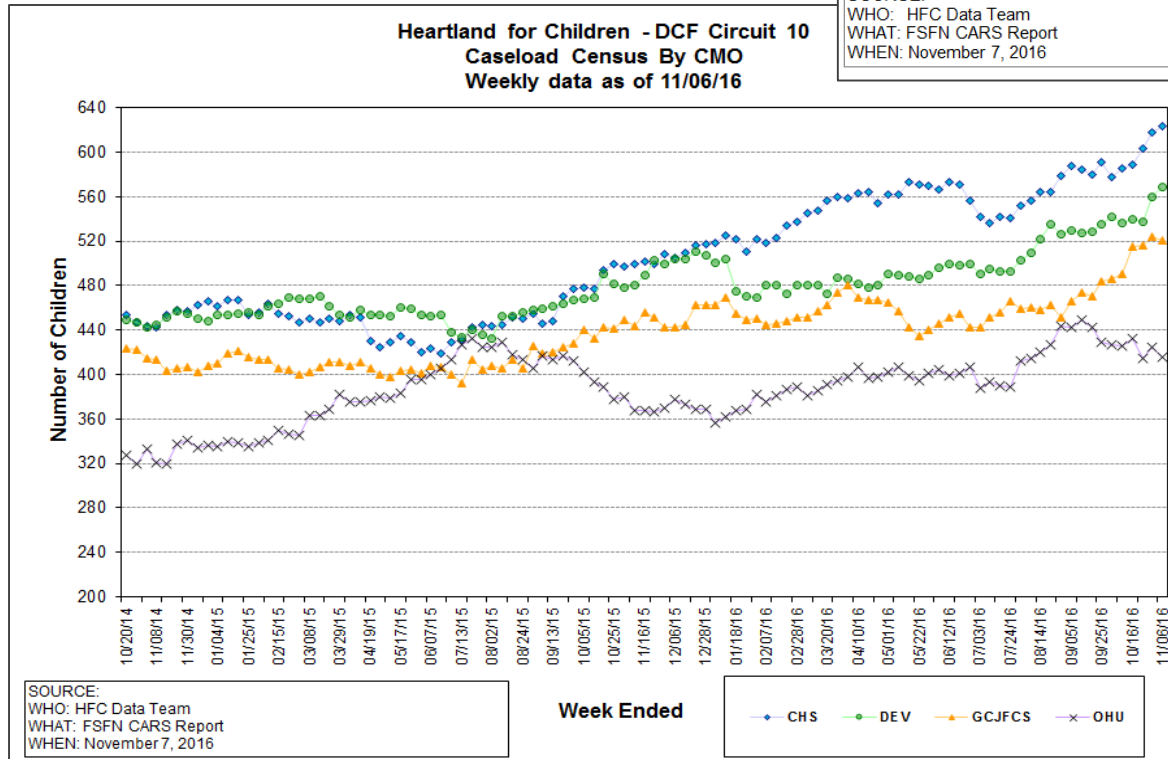
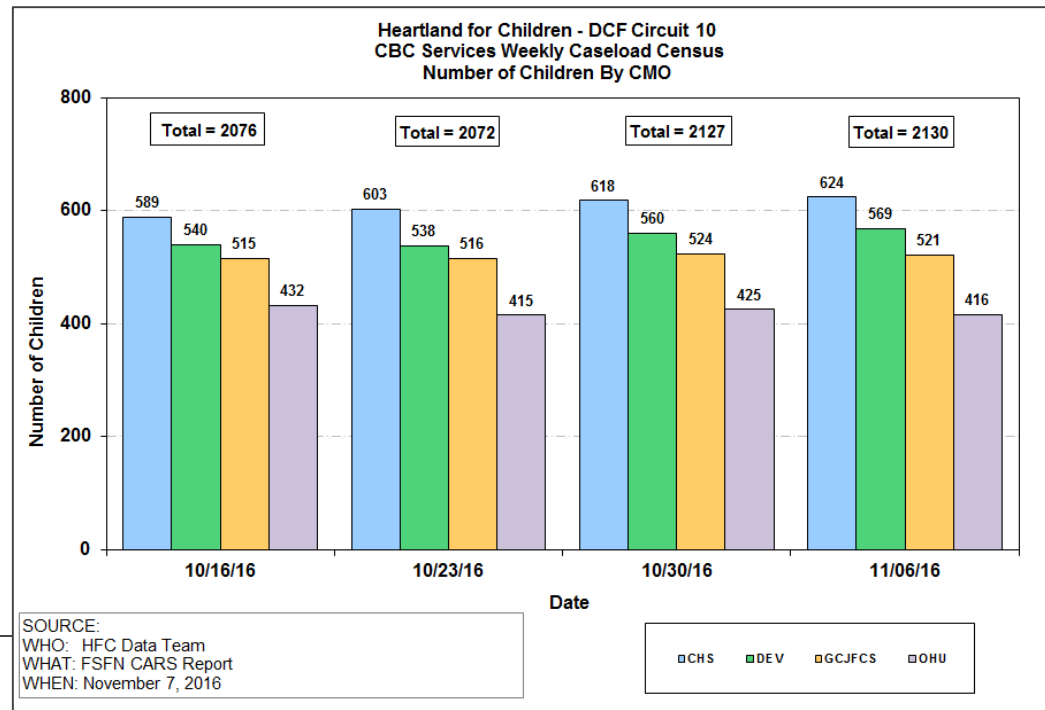
FY 16-17 Children Returning to Care					
October Removals as of 11/06/16					
Agency	Length of Reunification				Total
	Less than 1 yr	btw 1 - 2 yrs	btw 3 - 5 yrs	5 yrs +	
CHS	0	0	1	0	1
DEV	2	0	0	0	2
GCJFCS	3	1	1	0	5
OHU	5	1	1	0	7
Total	10	2	3	0	15

Removal Episodes for Children with a Prior Removal								
Removals entered into FSFN between 11/01/16 - 11/06/16								
Current Removal Date	Prior Unit	Prior Removal	Prior Discharge	Length of Stay (months)	Length from Prior Discharge (months)	LOS Range	P. Analytics Listing	P. Analytics Percent

Source: FSFN Data Warehouse Ad Hoc Report, Report-as-of: 11/07/16

Caseload Census Information

CBC Services Weekly Caseloads By CMO



Caseload Census Information

Case Manager Caseload Breakdown by Agency – Data as of 10/30/2016

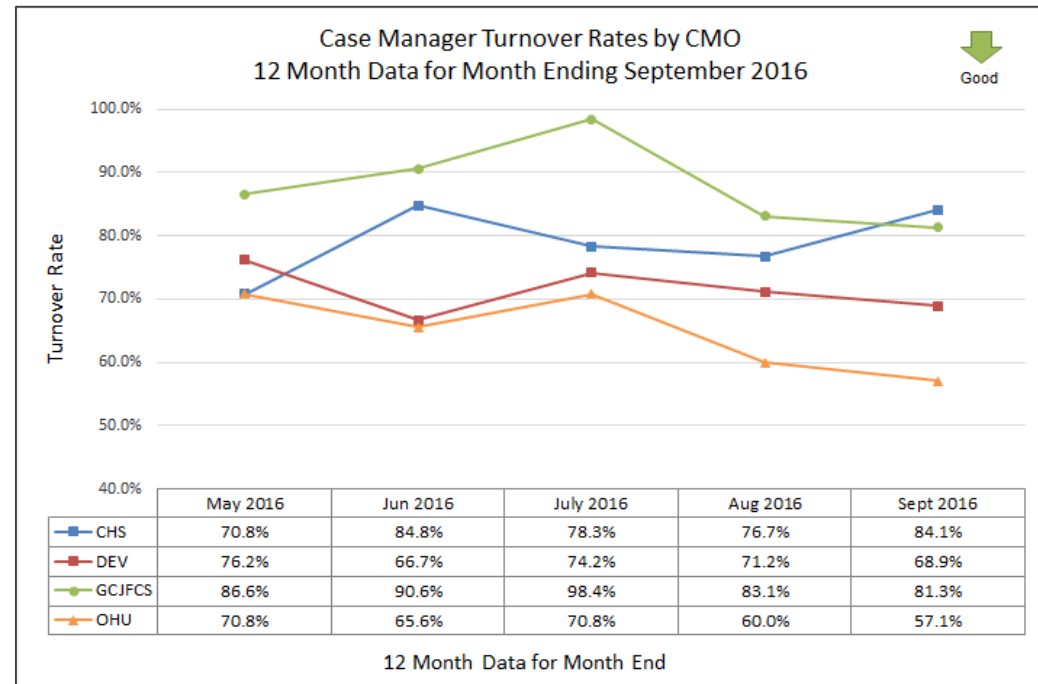
Count of Case Managers With Caseload Range							
CMO	1-5 Children in Caseload	6-15 Children in Caseload	16-24 Children in Caseload	25+ Children in Caseload	30+ Children in Caseload	Total Case Managers	Avg # of Children per CM
CHS	3	7	6	7	7	30	20.6
DEV	6	1	3	4	11	25	22.4
GCJFCS	1	9	13	6	0	29	18.1
OHU	3	12	7	2	3	27	15.7
# of Case Managers	13	29	29	19	21	111	19.2

Percent of Case Managers That Are at or Under the National Caseload Standard of 15			
Data as of 10/30/2016			
CMO	# Case Managers	# W/Caseload at 15 or lower	Percent at 15 or lower
CHS	30	10	33.3%
DEV	25	7	28.0%
GCJFCS	29	10	34.5%
OHU	27	15	55.6%
HFC	111	42	37.8%

Case Management Organization Turnover

12 Month Case Manager Turnover Rates by Agency

Employee Turnover Rates By CMO		
12 Month Data for Month Ended September 2016		
CMO	Case Manager	Case Manager Supervisor
CHS	84.1%	40.0%
DEV	68.9%	50.0%
GCJFCS	81.3%	12.5%
OHU	57.1%	40.0%



Monthly Birth Parent Contacts

Target = 70% Mothers and 50% Fathers - seen monthly

Birth Parent Contact Required and Completed September 2016

AGENCY	# Moms Required	# Moms Completed	Mom % Completed	# Dads Required	# Dads Completed	Dad % Completed	Combined Average
CHS	230	171	74.3%	149	82	55.0%	64.7% ★
DEV	191	139	72.8%	97	53	54.6%	63.7% ★
GCCFCS	204	153	75.0%	149	90	60.4%	67.7% ★
OHU	53	41	77.4%	36	21	58.3%	67.8% ★
TOTAL	678	504	74.3%	431	246	57.1%	65.7%

Source: FSFN Report - "Worker Contacts with Birth Parents Listing by Agency" Data-as-of: 10/09/16

Birth Parent Contacts made in the month of October 2016 by CMO

FSFN Data as of 11/06/16

AGENCY	Mom % Completed	Dad % Completed
CHS	74.68%	50.00%
DEV	77.72%	48.45%
GCJFCS	77.27%	51.05%
OHU	68.97%	68.42%
HFC	75.81%	51.63%

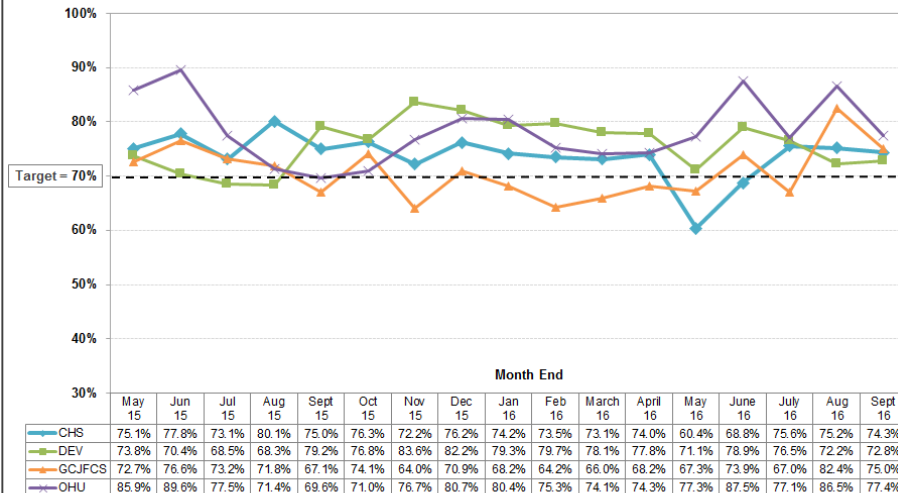
Green = 70% or higher Mom / 50% or higher Dad
Yellow = 63%-69% Mom / 45%-49% Dad
Red = < 63% Mom / < 45% Dad

Source: Mindshare Mother / Father Contacts Dashboard



Good

Heartland for Children, Inc Required Birth Parent Contacts - Mothers Contacted Monthly Month End Data Through September 2016

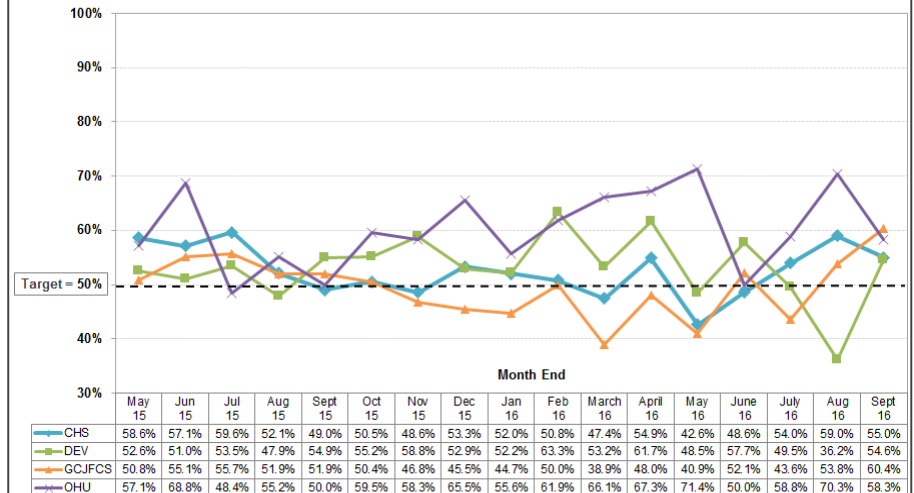


Source: FSFN Report - "Worker Contacts with Birth Parents Listing by Agency" Data-as-of: 10/09/16



Good

Heartland for Children, Inc Required Birth Parent Contacts - Fathers Contacted Monthly Month End Data Through September 2016



Source: FSFN Report - "Worker Contacts with Birth Parents Listing by Agency" Data-as-of: 10/09/16

Healthcare Information

Data Entered Into FSFN for Children in Out of Home Care

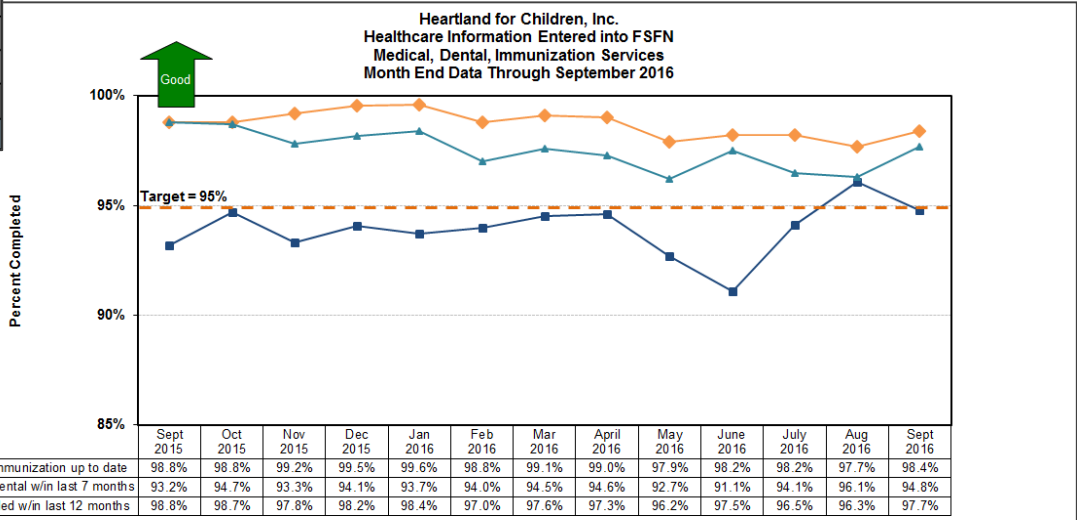
Heartland for Children, Inc. Health Information in FSFN for Children in OHC as of 11/06/2016						
Agency	# of Children in OHC	% With a Medical Record in FSFN	% With Medical Service in last 12 Months	% With Dental Service in Last 7 months	% with Immunizations Up to Date	Overall Performance
CHS	418	100.0%	97.4%	91.4%	97.8%	95.5%
DEV	322	100.0%	96.9%	79.9%	97.2%	91.3%
GCJFCS	347	99.7%	96.0%	97.7% ★	98.8%	97.5%
OHU	142	99.3%	98.6%	93.7%	94.4%	95.5%
HFC	1229	99.8%	97.0%	90.7%	97.6%	95.1%

Source: FSFN report "Healthcare Service Information for Children in Out-of-home Care Daily Listing - OCWDRU"

Health Information in FSFN as of 11/06/2016				
Agency	# of Missing Medical Records	# of Medical Appointments Needing Update	# of Dental Appointments Needing Update	# of Immunization Needing Update
CHS	0	11	21	9
DEV	0	10	35	9
GCJFCS	1	14	5 ★	4
OHU	1	2	5 ★	8
Total	2	37	66	30

Source: "Healthcare Service Information for OHC - Daily Listing - OCWDRU"

Lead Agency	Children in OHC	Medical / Mental Health Record in FSFN	Medical Service in the Last 12 Months	Dental Service in the Last 7 Months	Immunizations up to date	Overall Measure
Big Bend CBC	835	99.9%	98.7%	96.4%	98.7%	97.9%
Families First Network	1342	98.3%	83.0%	67.8%	90.6%	80.5%
Community Partnership for Children	1197	99.9%	87.1%	69.8%	98.9%	85.3%
Family Integrity Program	220	100.0%	90.7%	83.9%	86.6%	87.1%
Family Support Services of North Fla	880	99.9%	97.5%	95.9%	97.0%	96.8%
Kids First of Florida, Inc.	227	100.0%	95.6%	93.0%	98.7%	95.8%
Partnership for Strong Families	874	100.0%	97.4%	93.5%	97.4%	96.1%
Brevard Family Partnership	702	100.0%	95.7%	88.6%	98.9%	94.4%
CBC of Central Fla	1194	99.9%	94.7%	92.7%	97.4%	94.9%
CBC of Central Fla (Seminole)	398	100.0%	95.5%	93.4%	98.0%	95.6%
Heartland for Children	1161	99.8%	97.7%	94.8%	98.4%	96.9%
Kids Central, Inc.	1582	100.0%	94.3%	92.7%	96.1%	94.4%
Childrens Network of SW Florida	1353	99.9%	94.6%	91.9%	97.9%	94.8%
Eckerd Community Alternatives	1770	99.9%	99.3%	97.8%	95.0%	97.4%
Eckerd Community Hillsborough	2166	99.9%	98.9%	98.2%	70.1%	89.1%
Sarasota Y/Safe Children Coalition	1019	100.0%	95.3%	79.1%	99.9%	91.4%
ChildNet-Broward	2337	99.8%	94.6%	97.3%	96.2%	96.0%
ChildNet-Palm Beach	1077	99.9%	89.6%	80.7%	97.5%	89.3%
Devereux CBC	568	100.0%	97.2%	95.6%	97.4%	96.7%
Our Kids of Miami-Dade/Monroe, Inc	1787	99.9%	97.3%	96.9%	99.6%	97.9%
Statewide	22689	99.8%	94.9%	91.1%	94.4%	93.5%
HFC Rank in Category			4th	8th	7th	4th



Source:
WHO : HFC Data Team
WHAT: Healthcare Service Information for Children in OHC
WHEN: October 10, 2016

Month End

Data Exceptions: Placements

Last 6 Reporting Periods – Totaled by Agency

Placement Exceptions by Number of Weeks on List				
Data as of 11/06/2016				
Agency	Greater than 2 weeks	1 - 2 weeks	Less than 1 week	Grand Total
CHS			12	12
DEV		1	14	15
GCJFCS			10	10
OHU			11	11
CPI			18	18
NTF				0
Grand Total	0	1	65	66

Placement Exceptions Totaled By Agency						
Last 6 Reporting Periods						
Agency	10/2/2016	10/9/2016	10/16/2016	10/23/2016	10/30/2016	11/6/2016
CHS	15	14	9	6	5	12
DEV	11	7	4	5	9	15
GCJFCS	16	17	10	6	4	10
OHU	8	7	11	12	12	11
CPI	22	7	7	7	11	18
NTF	0	4	11	5	0	0
District Total	72	56	52	41	41	66

RESOURCE NEWS FLASH... November 9, 2016

Caregiver Support Event

TLC Meeting – The next TLC meeting will be held Thursday, November 17, 2016 at Grace Lutheran Church; 327 Ave B SE, Winter Haven, FL from 6:00-9:00 PM. A complimentary dinner will be served. We look forward to seeing you! Child care cost is \$2.00 per child. This covers supervision and activities for children, 2-12 years. RSVP attendance and child care to cyndy.strickland@gmail.com.

Parent Resources

School's Out Camp – No place to send your child when school is out? Send them to the Winter Haven Recreational and Cultural Center (801 Avenue T N.E.)! The Rec provides supervised fun during public school holidays and teacher work days. Activities include arts and crafts, games, sports and more. You may register at any time during the school year. Participants must bring their own lunch and snacks. The children will have a blast and the price can't be beat! The next camp day is November 11th. For more info, call 291-5675.

Community Events

Festival of Wreaths – The Polk County History Center is hosting this event from November 18th through December 10th. Opening night will include photos with Santa from 7:00-9:00pm at the museum (100 E. Main St., Bartow). For more info, call 863-534-4386.

Recreation Resources

Junior Jackets Basketball for ages 5 to 14. Register now through December 30th. The season is from January 21st – March 4th on Tuesdays from 6:00-7:50pm at the Carver Recreation Center (520 S. Idlewood Ave., Bartow). A clinic will be held on January 7th. For more info, call 863-534-0120.

Mental Health Resources

Grief Seminar – Dr. Alan D. Wolfelt, noted author and grief counselor, will be presenting the program, "Exploring the Need to Grieve and Mourn – Healing Yourself, Your Family, and Your Friends." The program will be held on December 1st from 6:00-9:00pm at Victory Church (1401 Griffin Rd., Lakeland). The event, sponsored by Gentry-Morrison Funeral Homes, is **free**, but registration is required. To register, call 863-688-7679.

Youth Mental Health First Aid – Youth Mental Health First Aid USA is an 8 hour public education program which introduces participants to the unique risk factors and warning signs of mental health problems in adolescents, builds understanding of the importance of early intervention, and teaches individuals how to help an adolescent in crisis or experiencing a mental health challenge. Mental Health First Aid uses role-playing and simulations to demonstrate how to assess a mental health crisis; select interventions and provide initial help; and connect young people to professional, peer, social, and self-help care. Training sessions are being held on December 7th & 8th at the Bartow Airbase. To register, you must email Christy Olsen at Christy.olsen@polk-fl.net and provide your name, email address, and the dates you would like to attend.

Training Resources

Bystander Community Training – Come learn how you can make a difference in your community by working together to reduce interpersonal power-based violence. The training will be held on November 12th from 8:30am-3:00pm at the Boys & Girls Club (2400 Havendale Blvd. NW, Winter Haven). Reserve your seat by emailing to abenitez@peacereivercenter.org. What's your Green Dot? #onegreendotatime

Polk County Family Week

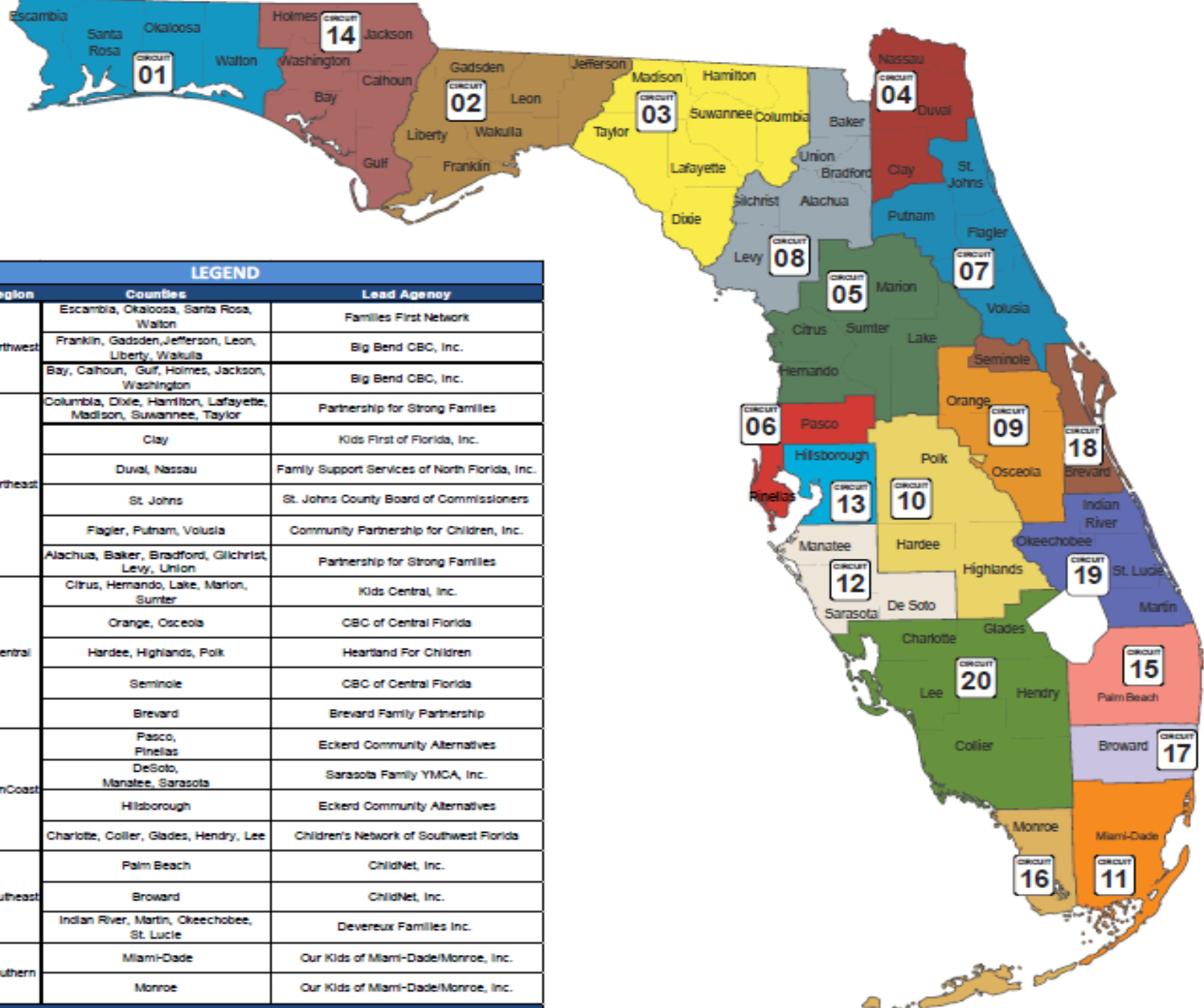
Polk County Family Week – Family Week 2016, "Its About Time", will be held November 11th-18th. Visit www.polkcountyfamilyweek.com for further information and details!



Community Based Care: Hardee, Highlands & Polk Counties



Community Based Care Lead Agency Map



LEGEND				
Circuit	Region	Counties	Lead Agency	
01		Escambia, Okaloosa, Santa Rosa, Walton	Families First Network	
02	Northwest	Franklin, Gadsden, Jefferson, Leon, Liberty, Wakulla	Big Bend CBC, Inc.	
14		Bay, Calhoun, Gulf, Holmes, Jackson, Washington	Big Bend CBC, Inc.	
03	Northeast	Columbia, Dixie, Hamilton, Lafayette, Madison, Suwannee, Taylor	Partnership for Strong Families	
04		Clay	Kids First of Florida, Inc.	
04		Duval, Nassau	Family Support Services of North Florida, Inc.	
07		St. Johns	St. Johns County Board of Commissioners	
07		Flagler, Putnam, Volusia	Community Partnership for Children, Inc.	
08		Alachua, Baker, Bradford, Gilchrist, Levy, Union	Partnership for Strong Families	
05		Citrus, Hernando, Lake, Marion, Sumter	Kids Central, Inc.	
09	Central	Orange, Osceola	CBC of Central Florida	
10		Hardee, Highlands, Polk	Hearthland For Children	
18		Seminole	CBC of Central Florida	
18	SunCoast	Brevard	Brevard Family Partnership	
06		Pasco, Pinellas	Eckerd Community Alternatives	
12		De Soto, Manatee, Sarasota	Sarasota Family YMCA, Inc.	
13		Hillsborough	Eckerd Community Alternatives	
20	Southeast	Charlotte, Collier, Glades, Hendry, Lee	Children's Network of Southwest Florida	
15		Palm Beach	ChildNet, Inc.	
17		Broward	ChildNet, Inc.	
19	Southern	Indian River, Martin, Okeechobee, St. Lucie	Devereux Families Inc.	
11		Miami-Dade	Our Kids of Miami-Dade/Monroe, Inc.	
16		Monroe	Our Kids of Miami-Dade/Monroe, Inc.	