

Performance & Quality Improvement (PQI) Report

Data for week ended Sunday, May 05, 2024



Mission

Improving safety, permanency and well-being for all children in Polk, Highlands, and Hardee Counties

Vision

To eliminate child abuse and neglect in Polk, Highlands, and Hardee Counties



Community Based Care Lead Agency Scorecard

FY 23-24, Quarter 3 Performance

CBC Lead Agency Scorecard Performance Table	Safety				Permanency				Well-Being			
Measures	1. Rate of Abuse per 100,000 days while in foster care.	2. Percent of children who are not neglected or abused during in-home services.	3. Children who are not neglected or abused after closure of services.	4. Children under supervision who are seen every 30 days.	5. Children exiting foster care to a permanent home within 12 months of entering care.	6. Children achieving permanency in 12 months for children in foster care 12 to 23 months.	7. Children who do not re-enter foster care within 12 months of moving to a permanent home.	8. Children's placement moves per 1,000 days in foster care.	9. Children in out-of-home care who have received medical services in the last 12 months.	10. Children in out-of-home care who received dental services within the last 7 months.	11. Young adults in foster care at age 18 that have completed or are enrolled in secondary education.	12. Children placed with all of their siblings who are in out of home care.
Quarterly Scheduled FSN Listing Report #	1272	1156	1157	1158	1159	1160	1162	1161	1163	1164	1165	1166
Standard	8.5	95.0%	95.0%	99.5%	40.5%	43.6%	91.7%	4.12	95.0%	95.0%	80.0%	65.0%
Reporting Period	01/01/23 to 12/31/23	01/01/23 to 12/31/23	07/01/22 to 06/30/23	04/01/23 to 03/31/24	04/01/22 to 03/31/23	04/01/23	04/01/21 to 03/31/22	04/01/23 to 03/31/24	03/31/24	03/31/24	04/01/23 to 03/31/24	03/31/24
Brevard Family Partnership	10.22	94.13%	95.36%	99.71%	27.49%	53.41%	90.32%	5.72	95.41%	91.26%	79.17%	57.58%
ChildNet-Broward	8.49	94.63%	99.00%	99.79%	32.99%	49.19%	91.58%	4.45	97.12%	91.73%	70.00%	64.79%
ChildNet-Palm Beach	7.77	96.21%	95.77%	99.65%	35.65%	56.07%	93.14%	4.15	95.29%	89.28%	88.37%	65.32%
Childrens Network of SW Florida	3.55	98.06%	97.44%	99.82%	35.24%	66.56%	94.49%	5.50	98.25%	97.94%	95.12%	58.45%
Childrens Network-Hillsborough	7.15	97.36%	96.27%	99.45%	19.48%	36.03%	89.41%	7.36	96.38%	87.53%	70.18%	54.57%
Citrus Health Network	6.85	96.06%	98.98%	99.60%	24.38%	51.51%	92.50%	4.62	97.43%	96.99%	90.24%	60.63%
Communities Connected for Kids	11.73	95.00%	96.67%	99.90%	35.51%	58.27%	91.11%	4.18	97.57%	96.10%	70.00%	67.89%
Community Partnership for Children	7.60	96.94%	96.73%	99.93%	27.02%	45.95%	82.05%	3.94	97.58%	92.31%	78.57%	54.61%
Embrace Families	9.70	95.07%	97.78%	98.89%	24.01%	37.29%	88.67%	5.05	87.76%	69.44%	81.97%	55.34%
Family Integrity Program	8.83	97.37%	99.07%	99.87%	25.71%	65.22%	80.00%	3.74	98.08%	100.00%	71.43%	28.57%
Family Support Services of North Fla	6.83	96.83%	96.10%	99.72%	21.59%	49.42%	95.58%	5.49	96.10%	87.06%	93.02%	54.39%
FSS Suncoast	6.00	96.97%	97.76%	99.61%	29.17%	48.48%	89.72%	5.96	86.96%	64.81%	56.90%	59.12%
Heartland for Children	7.75	94.96%	97.49%	99.77%	34.19%	45.86%	90.21%	2.88	98.49%	94.09%	86.05%	59.32%
Kids Central, Inc.	5.09	96.28%	97.90%	97.38%	27.14%	32.72%	93.36%	7.90	84.94%	63.49%	85.71%	60.45%
Kids First of Florida, Inc.	0.00	99.53%	100.00%	99.94%	13.19%	54.17%	95.35%	2.72	84.91%	64.21%	62.50%	56.76%
NWF Health Network - East	8.08	96.32%	97.63%	99.84%	34.44%	52.76%	88.28%	6.39	98.44%	88.48%	92.86%	51.96%
NWF Health Network - West	12.87	94.52%	95.36%	99.85%	29.08%	60.66%	93.53%	5.47	94.69%	87.07%	93.55%	56.80%
Partnership for Strong Families	8.17	96.91%	97.85%	99.53%	23.78%	54.61%	93.43%	8.61	95.89%	70.53%	67.86%	51.22%
Safe Children Coalition	7.41	97.46%	97.17%	99.53%	40.38%	49.56%	91.94%	6.07	96.86%	91.59%	73.33%	64.49%
Statewide	7.63	96.32%	97.17%	99.10%	29.13%	47.98%	91.14%	5.46	93.78%	83.37%	80.19%	58.24%
Red Zone	8.85	92.9%	92.9%	98.9%	36.3%	39.2%	90.8%	4.54	89.9%	89.9%	69.9%	60.0%

Scorecard Measure 4 – Children Seen Every Thirty Days

SM04 - Percent of children under supervision who are required to be seen every 30 days – Target = 99.5%

Current Month

Scorecard Measure #4 - Children Under Supervision Who Are Seen Every Thirty Days		
May 2024 as of 05/05/2024		
Report Date Range: 05/01/2024 to 05/31/2024		
Agency	# of Children <u>Not</u> seen in 30 days	% of Children seen timely
CHS	1	99.76%
LSF	2	99.71%
OHU	0	100.00%
NTF	0	100.00%
HFC	3	99.79%
Statewide		99.62%
<i>Source Monthly: "Children Under Supervision Who Are Seen Every Thirty Days - Report #1144"</i>		
<i>Target of 99.5%</i>		

Prior Month End

Scorecard Measure #4 - Children Under Supervision Who Are Seen Every Thirty Days		
April 2024 as of 05/05/2024		
Report Date Range: 04/01/2024 to 04/30/2024		
Agency	# of Children <u>Not</u> seen in 30 days	% of Children seen timely
CHS	4	99.91% ★
LSF	3	99.73% ★
OHU	1	99.98% ★
NTF	0	100.00% ★
HFC	8	99.83% ★
Statewide		99.74%
<i>Source Monthly: "Children Under Supervision Who Are Seen Every Thirty Days - Report #1144"</i>		
<i>Target of 99.5%</i>		

Monthly Birth Parent Contacts

Target = 70% Mothers and 50% Fathers - seen monthly

Current
Month

Birth Parent Contact Completed						
May 2024 as of 05/05/2024 (Point in Time)						
AGENCY	# Moms Required	# Moms Completed	Mom % Completed	# Dads Required	# Dads Completed	Dad % Completed
CHS	181	18	9.9%	117	2	1.7%
LSF	175	20	11.4%	136	5	3.7%
OHU	185	13	7.0%	134	14	10.4%
TOTAL	541	51	9.4%	387	21	5.4%

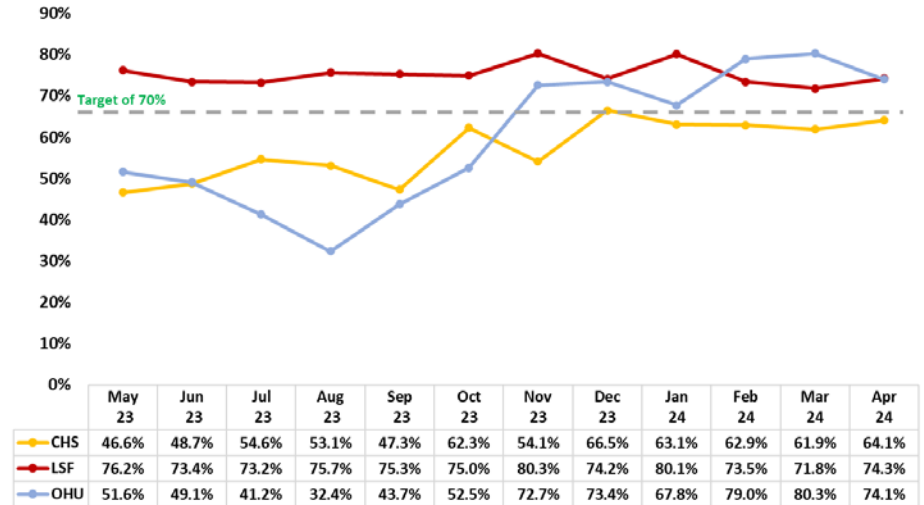
Criteria: Children in Out-of-Home Care w/goal of reunification
Source: Daily Ad Hoc Birth Parent Contact FSN

- Mother Contact, Target is 70% or above
- Father Contact, Target is 50% or above

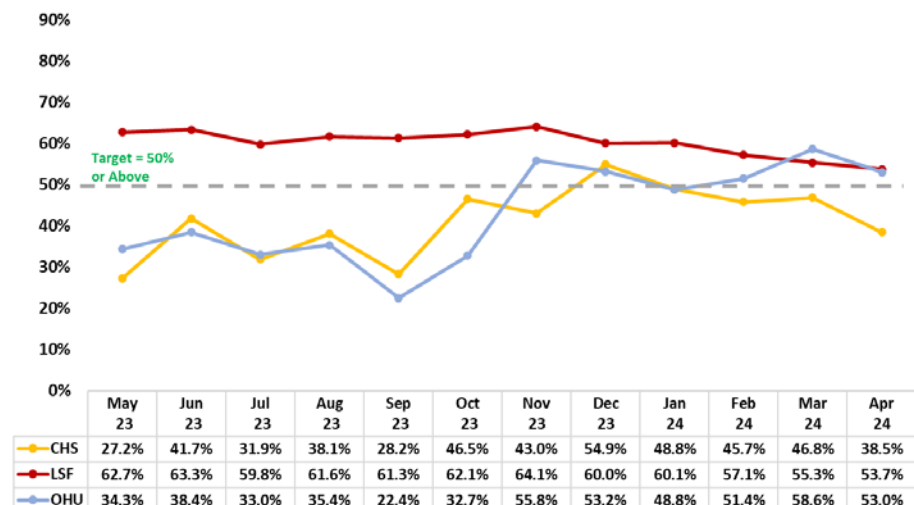
CMO Referrals for Fatherhood Engagement				
Referrals to Neighbor to Families				
Data as of May 05, 2023				
Month of Referral	CHS	LSF	OHU	Grand Total
22/23 Q4	0	4	10	14
23/24 Q1	23	13	5	41
23/24 Q2	13	6	7	26
23/24 Q3	3	16	10	29
Apr 24	5	7	9	21
*May 24	0	0	0	0
Total Referrals	44	46	41	131
Active Referrals	19	15	11	45

*Partial Month
Source: Neighbor to Families Manual Fatherhood Tracking Sheet

Percent of Mother's Seen in the Month, Required to be Seen
Monthly Trend Through April 2024



Percent of Father Seen in the Month, Required to be Seen
Monthly Trend Through April 2024



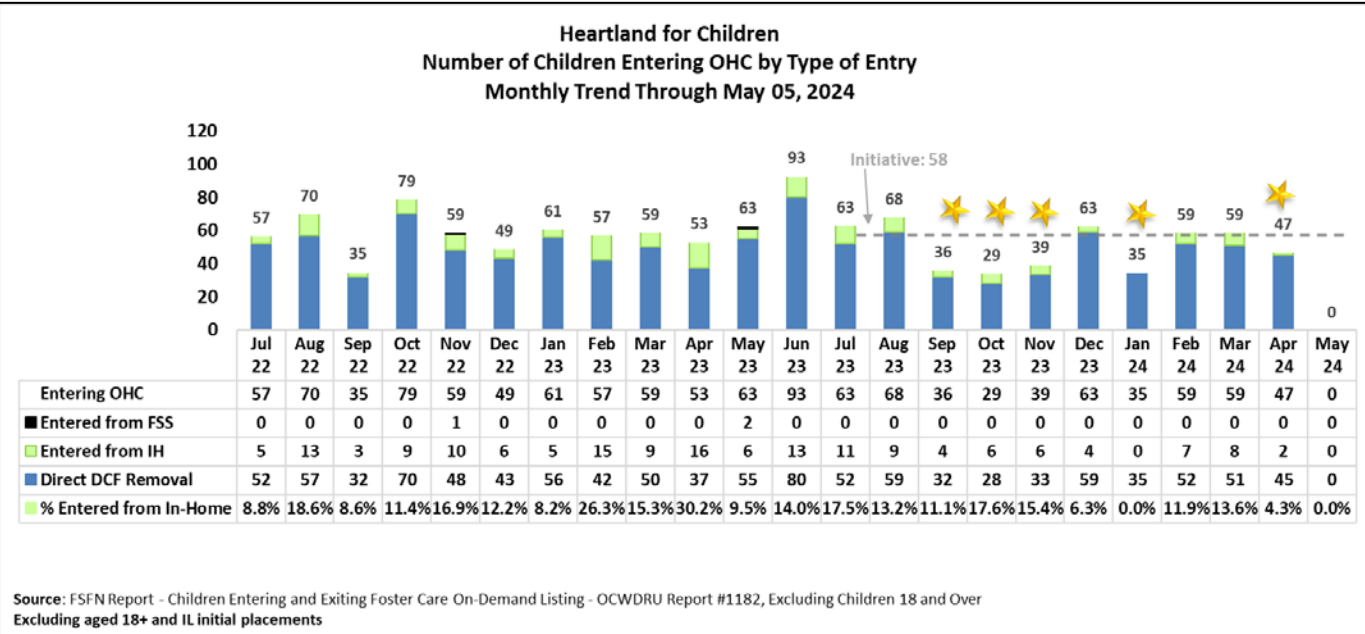
Case Transfer Staffing Data

Case Transfer Data For Fiscal Year 2023/24 - Data as of 05/05/2024

	JUL	AUG	SEPT	OCT	NOV	DEC	JAN	FEB	MAR	APR	MAY	23-24 Totals	22-23 Totals	21-22 Totals	20-21 Totals	19-20 Totals	18-19 Totals
Number of Children																	
CHS	24	33	13	6	11	10	18	13	29	16	3	176	347	358	426	414	460
LSF	22	32	12	15	13	14	10	27	16	21	0	182	401	355	443	439	482
NTF	0	0	43	20	24	22	14	10	14	13	2	162	0	0	0	0	0
OHU Polk	10	4	2	12	3	7	1	14	4	5	0	62	141	147	162	177	196
One Hope	34	52	31	29	33	42	40	37	56	27	1	382	439	503	550	518	548
Total	90	121	101	82	84	95	83	101	119	82	6	964	1328	1363	1581	1548	1686
Out of Home Care																	
CHS	11	30	13	6	9	6	13	11	12	11	1	123	229	200	220	240	262
LSF	13	23	8	12	9	13	6	15	14	18	0	131	237	188	267	253	291
OHU Polk	3	1	2	8	2	7	1	10	3	3	0	40	98	103	75	91	116
One Hope	16	18	10	0	13	24	11	8	33	7	0	140	102	113	150	106	125
Total	43	72	33	26	33	50	31	44	62	39	1	434	666	604	712	690	794
IN - HOME JUDICIAL																	
CHS	3	0	0	0	0	0	0	0	7	3	1	14	10	4	17	38	48
LSF	2	1	0	0	0	0	0	5	0	1	0	9	10	16	23	40	37
OHU Polk	0	0	0	0	1	0	0	0	0	2	0	3	0	2	10	40	20
One Hope	0	4	1	0	1	0	0	0	0	0	0	6	6	6	4	8	11
Total	5	5	1	0	2	0	0	5	7	6	1	32	27	28	54	126	116

	JUL	AUG	SEPT	OCT	NOV	DEC	JAN	FEB	MAR	APR	MAY	23-24 Totals	22-23 Totals	21-22 Totals	20-21 Totals	19-20 Totals	18-19 Totals
NON-JUDICIAL IN HOME SERVICES																	
CHS	10	2	0	0	0	0	0	0	0	0	0	12	85	116	136	90	110
LSF	6	8	2	0	0	0	0	0	0	0	0	16	98	95	97	112	93
NTF	0	0	16	17	28	22	14	17	17	16	2	149	0	0	0	0	0
OHU Polk	5	2	0	0	0	0	0	0	0	0	0	7	25	31	65	31	52
One Hope	0	0	0	0	0	0	0	0	0	0	0	0	53	35	45	32	41
Total	21	12	18	17	28	22	14	17	17	16	2	184	261	277	343	265	296
OCS / ICPC Courtesy Supervision																	
CHS	0	0	0	0	0	0	0	0	0	0	0	0	0	0	0	0	0
LSF	0	0	0	0	0	0	0	0	0	0	0	0	0	0	2	0	0
OHU Polk	0	0	0	0	0	0	0	0	0	0	0	0	0	0	0	0	0
One Hope	16	30	20	28	19	18	29	28	19	20	0	227	270	338	351	360	363
Total	16	30	20	28	19	18	29	28	19	20	0	227	270	338	353	360	363
Reinstatement of Protective Services Supervision (Notice of Hearings)																	
CHS	0	0	0	0	0	0	4	0	6	0	0	10	17	17	26	8	12
LSF	0	0	0	1	0	1	0	0	2	0	0	4	35	46	36	10	41
OHU Polk	0	0	0	4	0	0	0	0	0	0	0	4	1	2	7	8	2
One Hope	0	0	0	1	0	0	0	0	3	0	0	4	4	0	0	0	7
Total	0	0	0	6	0	1	4	0	11	0	0	22	57	65	69	26	62

Children Entering Out of Home Care



Children Re-Entering Out-of-Home Care

Number of Children in a Recent Removal Episode Who Have Had a Prior Reunification or Permanent Guardianship

Re-Entry
into OHC
Last 2
Weeks

No new re-entry into OHC entered into FSFN in the last 2 weeks

Source: FSFN Data Warehouse Ad Hoc Report,

Scorecard Measures 7 – Children Who Do Not Re-Enter into OHC after Achieving Permanency

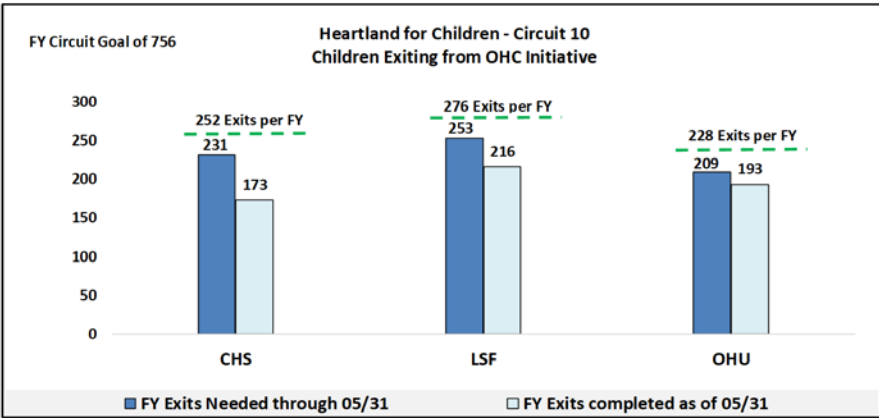
SM07 - Percent of children exiting care to a permanent home within 12 months of entering care – Target = 91.7% or Greater

FY 23/24
Contract
Measure

FY 23/24 as of 05/05/2024			
Children Who Do <u>Not</u> Re-Enter Care within 12 Months for Children Achieving Permanency July 2021 - June 2022			
Agency	Maintained No Removal Episode	Total Children Permanency w/in 1 year	Percentage Permanency Maintained
CHS	52	62	83.9%
LSF	36	37	97.3%
OHU	91	93	97.8%
HFC Total	179	192	93.23%
Statewide	2,815	3,075	91.54%

Source: Children Who Do Not Re-Enter Foster Care within Twelve (12) Months of Moving to a Permanent Home On-Demand Listing, Report #1100

FY 2023-2024 Exiting Out-of-Home Care Initiative



Children Exiting Out-of-Home Care as of 05/05/2024

Green: Month's CMO or Circuit reached their monthly exits

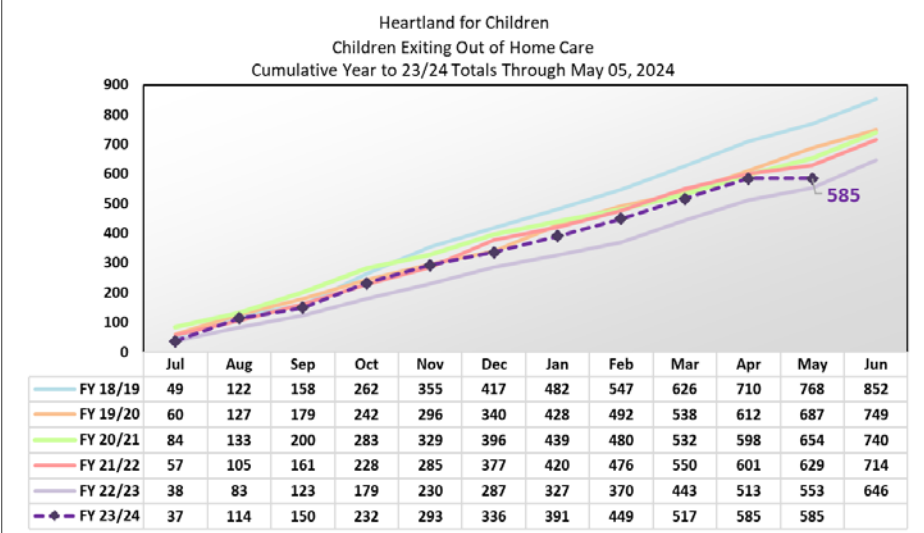
Orange: Adoptions exceed 25% of exits

Monthly Need Rest of FY	Jul 23	Aug 23	Sep 23	Oct 23	Nov 23	Dec 23	Jan 24	Feb 24	Mar 24	Apr 24	May 24	Jun 24
CHS	40	7	23	21	37	22	11	14	11	13	14	0
LSF	90	12	22	12	29	22	19	17	34	30	0	0
OHU	18	18	32	3	16	17	13	21	29	20	24	0
HFC	88	37	77	36	82	61	43	54	57	67	68	0

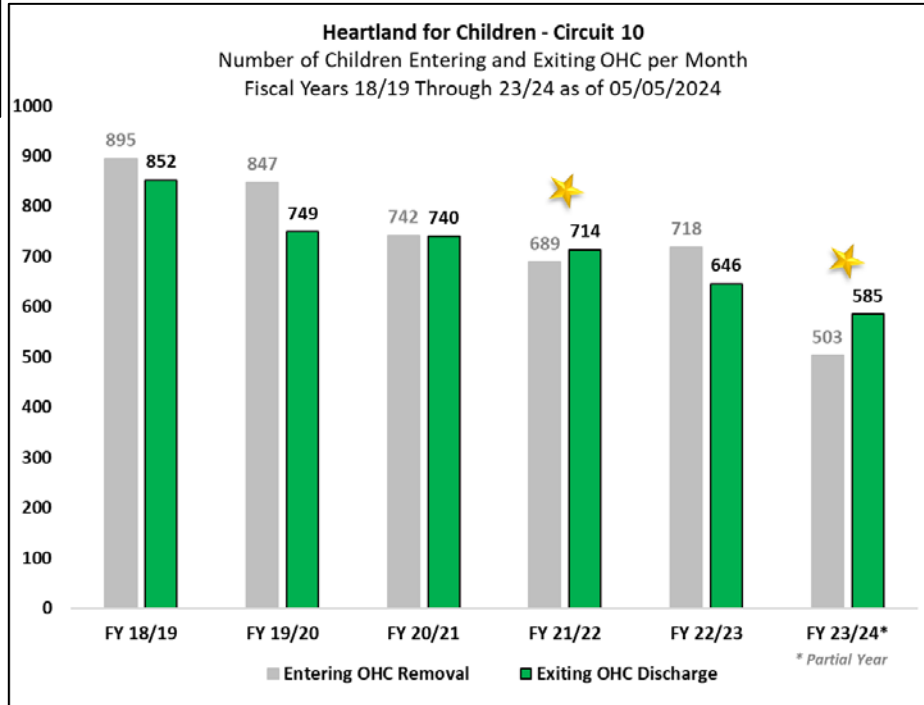
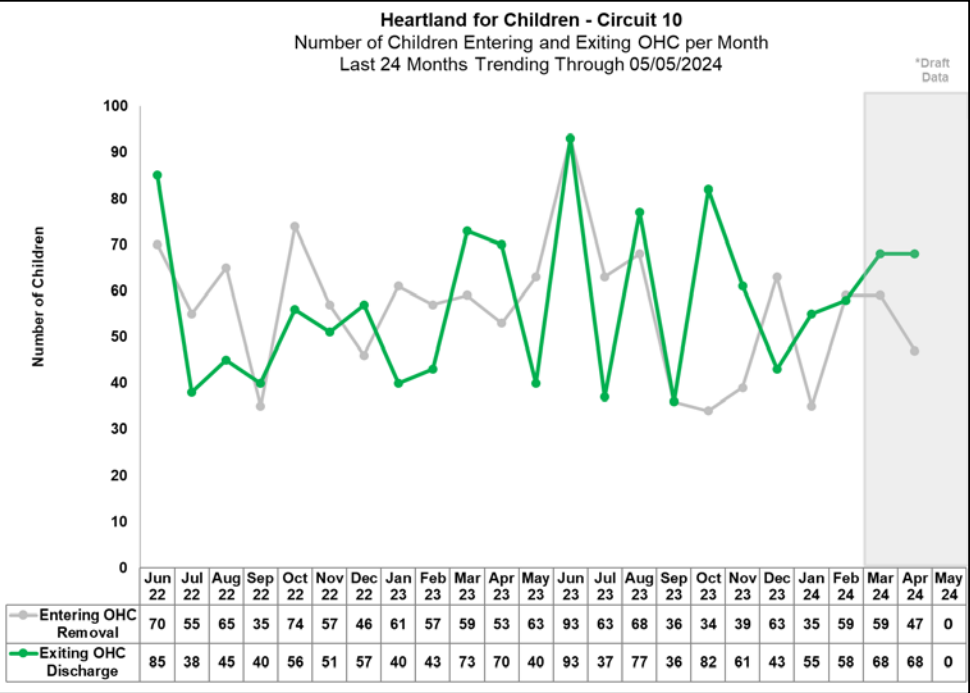
Adoptions of Exits	6 of 37	10 of 77	6 of 36	11 of 82	17 of 61	10 of 43	13 of 54	17 of 57	15 of 67	25 of 68		
% of Adoptions	16.2%	13.0%	16.7%	13.4%	27.9%	23.3%	24.1%	29.8%	22.4%	36.8%	-	-

*Partial Month

Source: FSN Report 1182, excluding 18+, EFC



FY 2023-2024 Entering and Exiting Out-of-Home Care – Exit Initiative



Scorecard Measures 5 - Children Achieving Permanency within 12 Months (Fiscal Year 23/24)

Target = 40.5%
Percentage to reach **Yellow** = 36.5%

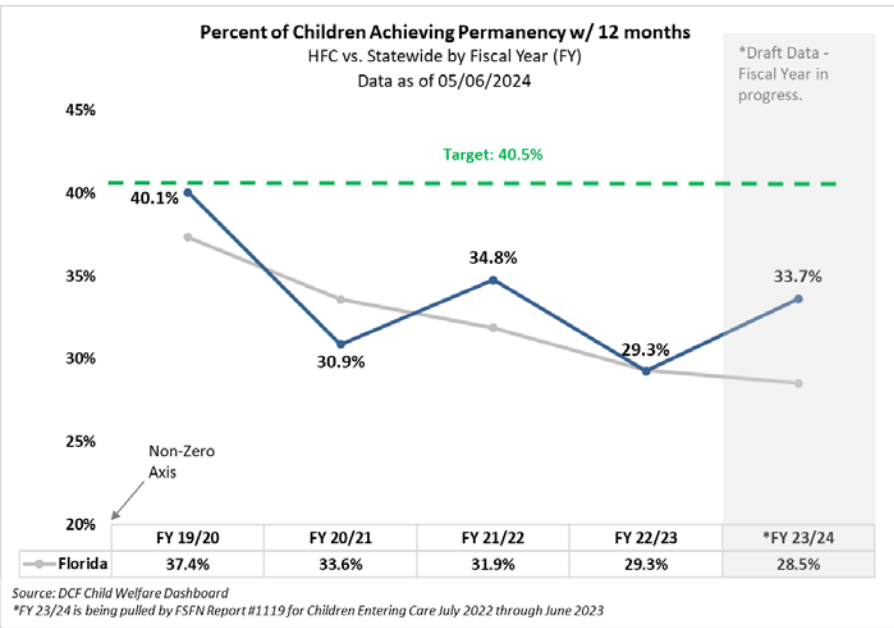
Scorecard Measure #5 - FY 23/24, Target 40.5%				Percent Timely FY 22/23 (last FY)	% Increase Since 3/24
Agency	Permanency within 12 mths	Total Children Entered OHC	Percent Timely Permanency		
Children Achieving Permanency within 0-12 Mths for Children Entering OHC July 2022 to June 2023 (as of 05/06/2024)					
CHS	81	254	31.9%	27.8%	0.8%
LSF	89	248	35.9%	18.8%	2.6%
OHU	77	232	33.2%	38.5%	0.0%
HFC Total	247	734	33.65%	28.82%	1.1%
Statewide	2,899	10,158	28.54%	29.15%	1.1%

Source: Children Exiting OHC to a Permanent Home within Twelve Months of Entering Care #1119
*Permanency = adoption, permanent guardianship or reunification w/ parent



Scorecard Measure #5 - FY 2023 / 2024, Target 40.5%					
Children Achieving Permanency within 0-12 Mths for Children Entering OHC July 2022 - June 2023 (as of 05/06/2024)					
Agency / Unit	Permanency within 12 mths	Total Children Entered OHC	Percent Timely Permanency		% Increase Since 3/24
CHS	81	254	31.9%		0.8%
141832-CHSFL (IL)	0	5	0.0%		0.0%
141834-CHSFL	14	48	29.2%		0.0%
141846-CHSFL	35	75	46.7%	★	1.2%
141839-CHSFL	10	59	16.9%		1.7%
141835-CHSFL (Adop)	0	23	0.0%		0.0%
141852-CHSFL	20	36	55.6%	★	5.6%
14-HFC-CHS ADMIN UNIT	1	1	100.0%	★	0.0%
LSF	89	248	35.9%		2.6%
141828-LSF	5	18	27.8%		0.0%
141827-LSF	19	35	54.3%	★	8.3%
141836-LSF	11	26	42.3%	★	0.0%
141845-LSF	14	36	38.9%		5.6%
141848-LSF	13	29	44.8%	★	4.2%
141849-LSF	9	41	22.0%		5.7%
141850-LSF (Adop)	4	23	17.4%		-0.8%
141929-LSF	14	38	36.8%		0.0%
14-HFC-LSF ADMIN (IL)	0	2	0.0%		0.0%
OHU	77	232	33.2%		0.0%
142853-OHU-HARDEE	2	46	4.3%		0.1%
142854-OHU-HIGHLANDS (IL)	3	3	100.0%	★	0.0%
142855-OHU-HIGHLANDS	18	42	42.9%	★	2.9%
140121-OHU-HIGHLANDS (Adop)	3	9	33.3%		0.0%
142858 OHU-POLK	19	39	48.7%	★	0.0%
142852-OHU-POLK	13	29	44.8%	★	0.0%
142856-OHU-POLK	19	64	29.7%		0.5%
HFC Total	247	734	33.7%		1.1%
Statewide	2,899	10,158	28.5%		1.1%

Source: Children Exiting OHC to a Permanent Home within Twelve Months of Entering Care #1119
*Permanency = adoption, permanent guardianship or reunification w/ parent



Permanency Measure for Children in Out-of-Home Care...

- More than 12 Months in OHC
- More than 24 Months in OHC

Scorecard Measures 6: Percent of children exiting care to a permanent home for children in care 12-23 months,
Target = 43.6%

SM06 - Percentage to reach Yellow = 39.4%

Scorecard Measure #6 - FY 23/24, Target 43.6%				Percent Timely FY 22/23 (last FY)	% Increase Since 3/24
Children Achieving Permanency within 12-23 Mths for Children in OHC 12-23 Months as of 07/01/23 (as of 05/06/2024)					
Agency	Permanency within 12-23 mths	Total Children LOS 12-23 mths	Percent Timely Permanency		
CHS	45	105	42.9%	37.9%	9.5%
LSF	48	107	44.9%	41.7%	6.9%
OHU	38	99	38.4%	49.0%	3.0%
HFC Total	131	311	42.1%	42.6%	6.5%
Statewide	2,225	5,421	41.0%	46.2%	5.1%

Source: Children Achieving Permanency w/ 12 Months for children in OHC 12-23 Months #1138
 *Permanency = adoption, permanent guardianship or reunification w/ parent

Statewide Measure: Percent of children exiting care to a permanent home for children in care 24 months or longer
Target = 30%

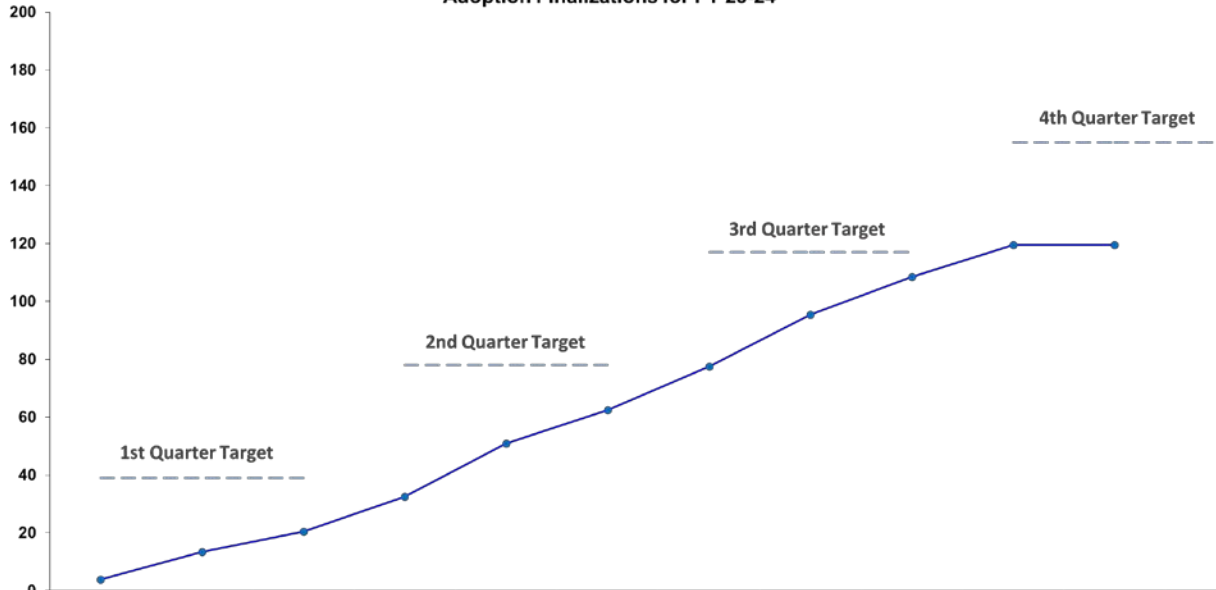
Statewide Measure - FY 23/24, Target 30%				Percent Timely FY 22/23 (last FY)	% Increase Since 3/24
Children Achieving Permanency within 12 Months for Children in OHC 24+ Months as of 07/01/23 (as of 05/06/2024)					
Agency	Permanency within 12 months	Total Children in OHC 24+ Months	Percent Timely Permanency		
CHS	36	94	38.3%	51.4%	4.3%
LSF	47	128	36.7%	44.3%	9.4%
OHU	44	97	45.4%	42.0%	6.2%
HFC Total	127	319	39.8%	46.2%	6.9%
Statewide	2,123	5,510	38.53%	42.88%	4.5%

Source: Children Achieving Permanency w/ 12 Months for children in OHC 24 Months or Longer #1197
 *Permanency = adoption, permanent guardianship or reunification w/ parent

Adoption Finalizations

Percent of Adoptions Finalized with 24 Months of Removal & Percent of Adoption Goal Met

Heartland for Children - DCF Circuit 10
Adoption Finalizations for FY 23-24



Upcoming Finalization Dates

- April 24, 2024
- May 22 & 29, 2024
- June 19 & 26, 2024

	Jul-23	Aug-23	Sep-23	Oct-23	Nov-23	Dec-23	Jan-24	Feb-24	Mar-24	Apr-24	May-24	Jun-24
Finalized	4	13.5	20.5	32.5	51	62.5	77.5	95.5	108.5	119.5	119.5	119.5
Target	39	39	39	78	78	78	117	117	117	155	155	155

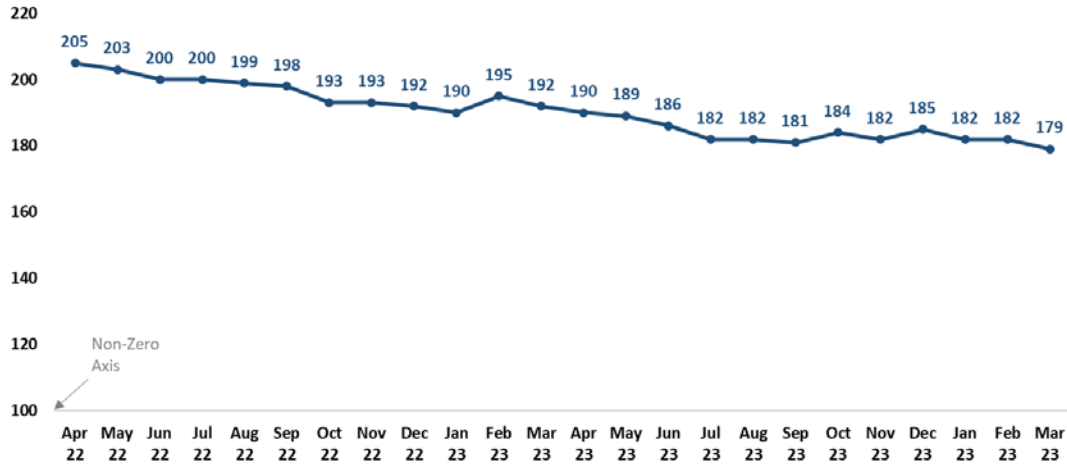
Source: HFC Adoption Database; Data-as-of: May 05, 2024

Adoption Finalizations FY 23-24 - <u>4th Quarter</u> as of 05/05/2024			
CMO	Finalized Adoptions YTD	FY Target	FY Target Met
CHS	33.5	44	76.1%
LSF	38.5	59	65.3%
OHU	47.5	52	91.3%
Total	119.5	155	77.1%

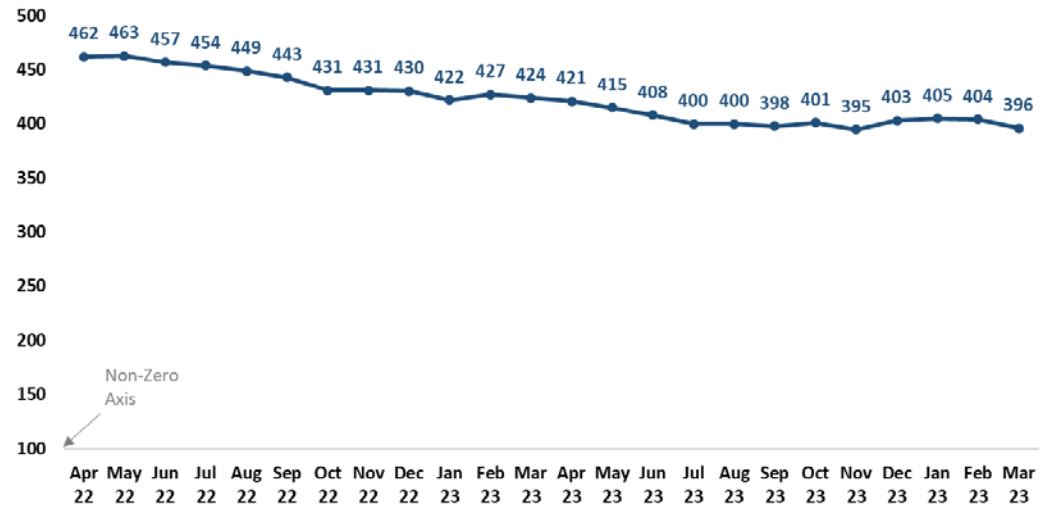
Number of Foster Homes and Foster Bed Capacity

24 Month Trend

Heartland for Children
Number of Foster Homes - Months End Snapshot
Last 24 Months through March 2024



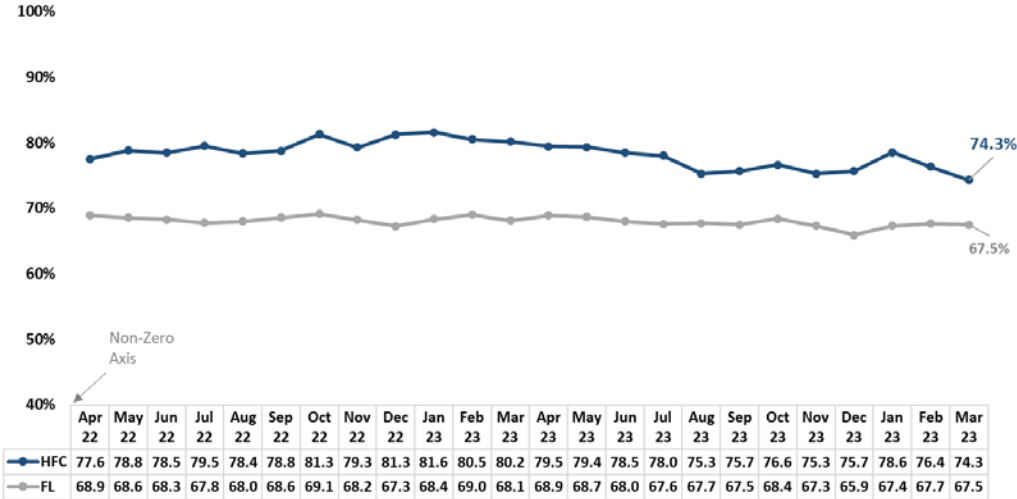
Heartland for Children
Number of Foster Beds - Months End Snapshot
Last 24 Months through March 2024



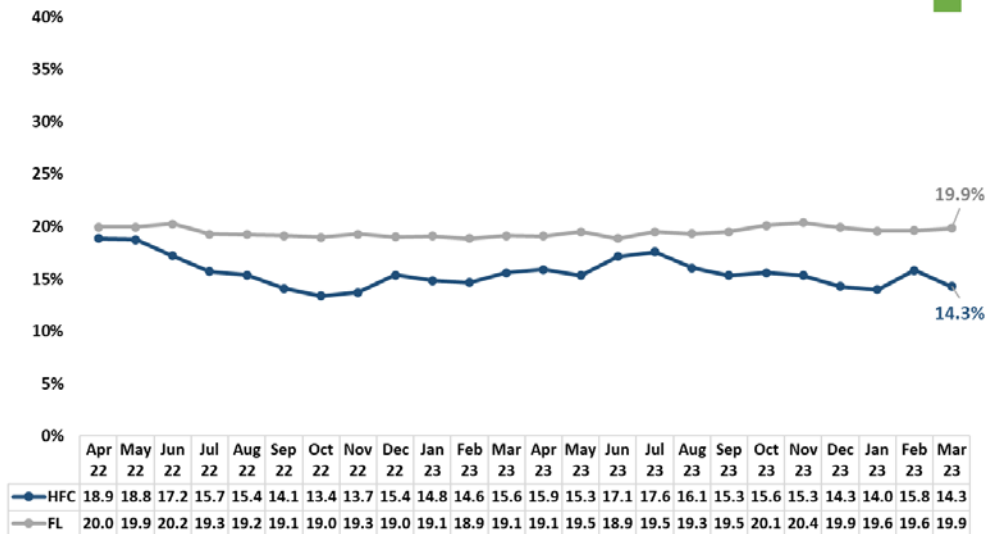
SOURCE: LEVELS OF CARE REPORT FROM IN-DETAIL MONTHLY REPORTS (EXCLUDING LEVEL 3 KIDS)
*IF PLACEMENTS ARE RECALCULATED WITH REPORT DATE, CHILDREN ACTIVE TO RETRIEVE CHILD ABUSE

➤ Percent of Foster Home Utilization
➤ Teen Placement in a Foster Home

Heartland for Children
Percent of Foster Homes Utilized (w/a Placement)
Last 24 Months through March 2024

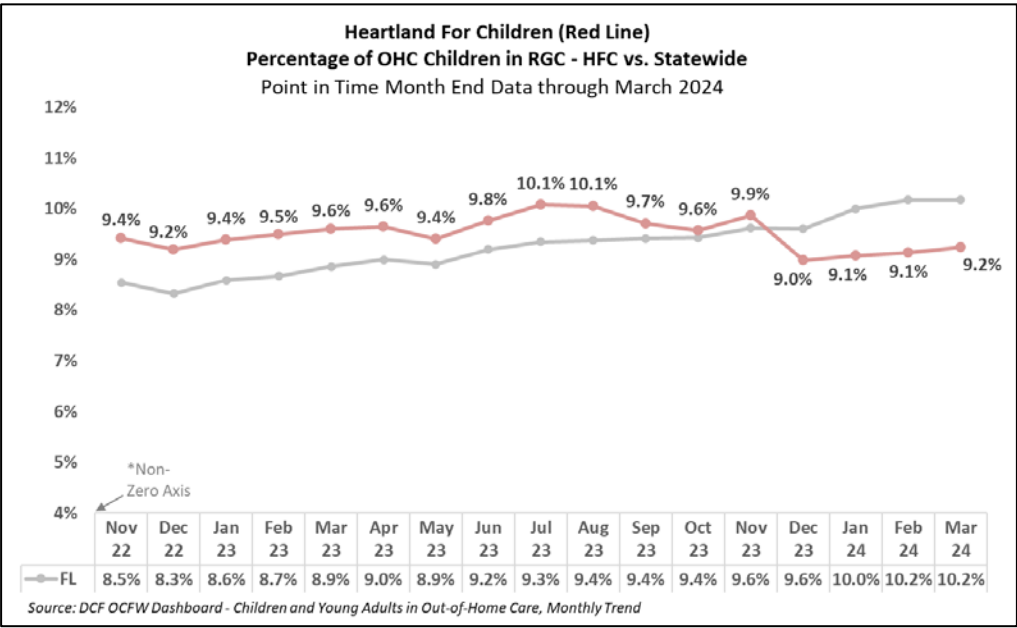
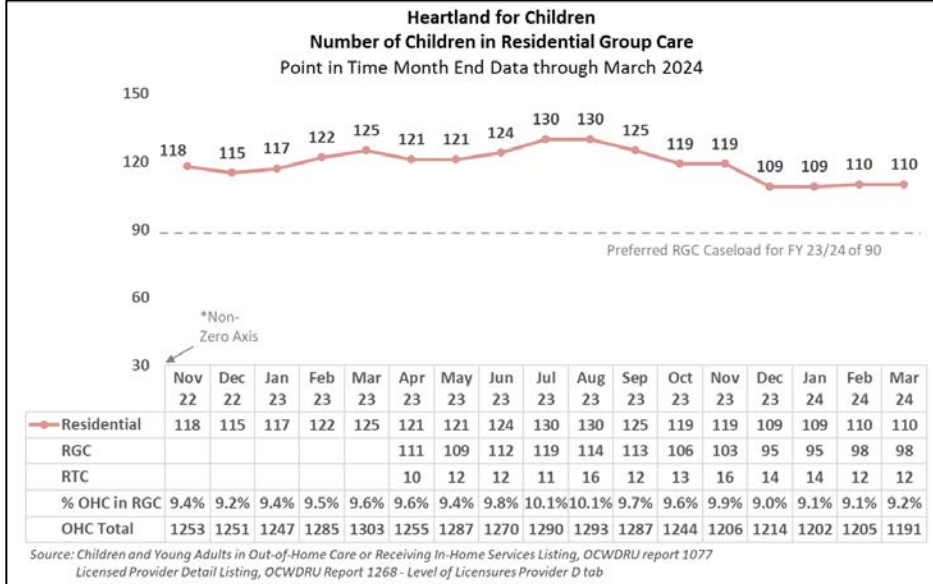
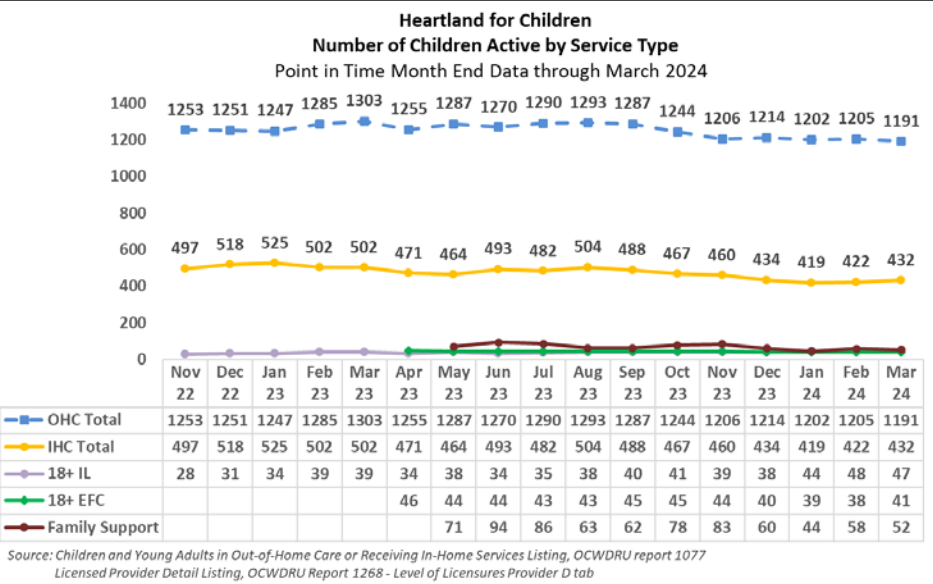


Heartland for Children
Percent of Foster Homes w/a Teen Placement
Last 24 Months through March 2024



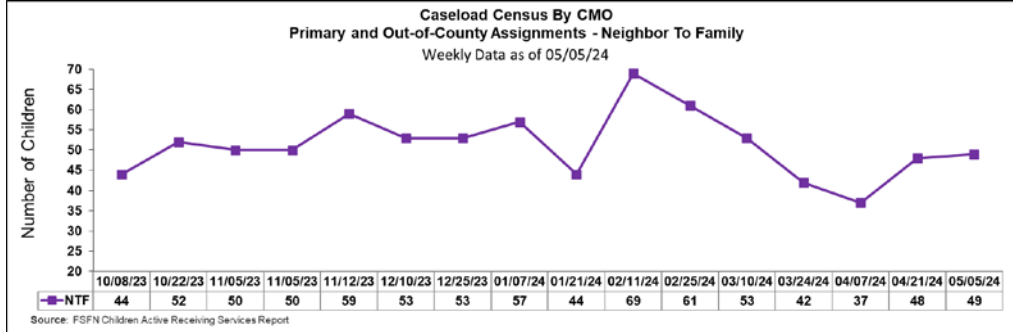
SOURCE: FLCA
LEVELS OF CARE: REFS FROM IN-DETAIL STATE REPORTS (EXCLUDING LEVEL 3 CARE)
TEEN PLACEMENT: FLCA REEDED REPORTS (AGE 13-17, CHILDREN ACTIVE TO RETRIEVE CHILD ABUSE)

➤ Children Served at Month End by Service Type
➤ Number and Percent of Children Serviced in Residential Care



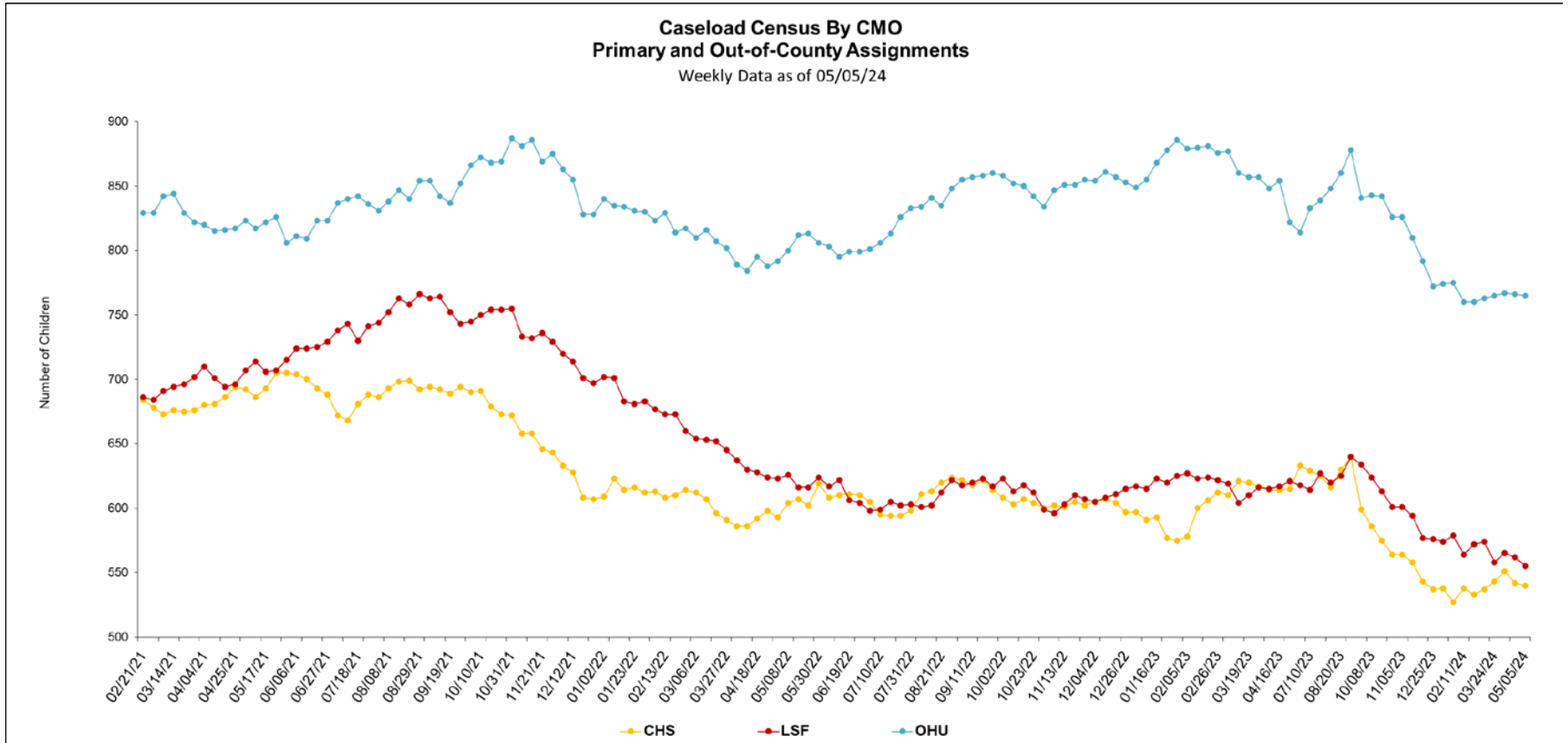
Caseload Census Information

CBC Services Weekly Caseloads By CMO



Number of Children by CMO Last 6 Reporting Periods

Agency	3/10/2024	3/17/2024	3/24/2024	4/7/2024	4/21/2024	5/5/2024
CHS	537	537	543	551	542	540
LSF	574	563	558	565	562	555
OHU Primary	547	546	549	557	560	558
OHU/OCS	216	215	216	210	206	207
OHU Total	763	761	765	767	766	765
NTF	53	57	42	37	48	49
HFC Total	1,930	1,918	1,908	1,920	1,918	1,910



Source: FSN Children Active Receiving Services Report

Caseload Census Information

Case Manager Caseload Breakdown by Agency – Data as of 05/05/2024

Count of Case Managers Within a Caseload Range							
CMO	1-5 Children in Caseload	6-15 Children in Caseload	16-24 Children in Caseload	25-29 Children in Caseload	30+ Children in Caseload	Total Case Managers*	Avg # of Children per CM
CHS	2	2	1	8	7	20	27.0
LSF	1	0	19	3	0	23	24.1
OHU	2	4	11	6	7	30	25.5
NTF	2	5	0	0	0	7	7.1
# of CMs	7	11	31	17	14	80	23.9

Percent of Case Managers That Are at or Under the National Caseload Standard of 15			
CMO	# Case Managers w/ Primary Caseload	# with Caseload at 15 or lower	Percent at 15 or lower
CHS	20	4	20.0%
LSF	23	1	4.3%
OHU	30	6	20.0%
NTF	7	7	100.0%
HFC	80	18	22.5%

* Data Excludes Unit Supervisors, FTC Facilitators & Resigned CMs Count

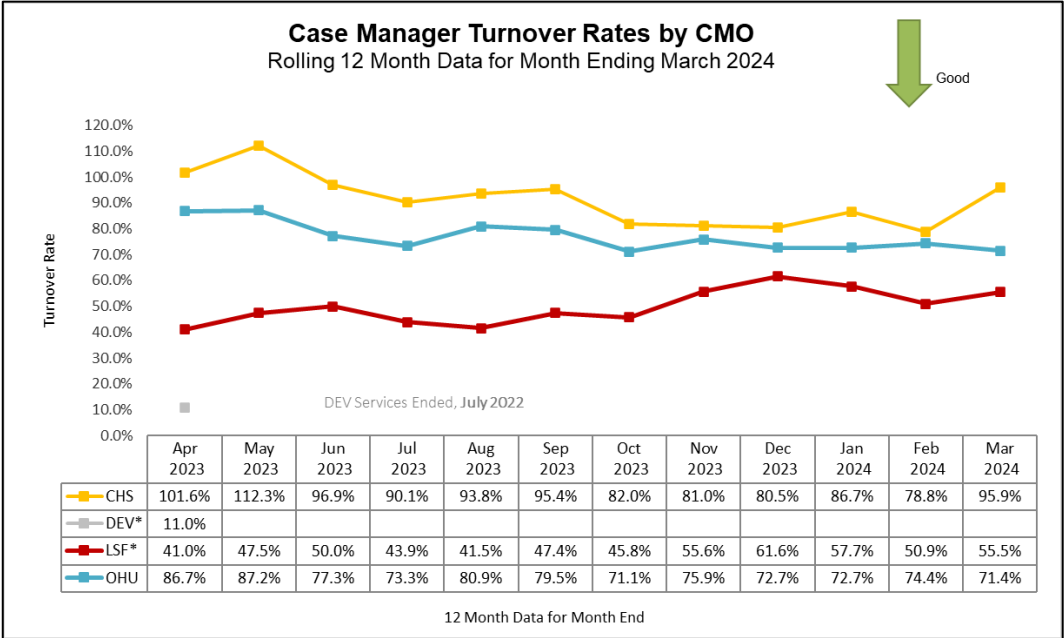
Case Management Organization Turnover

12 Month Case Manager Turnover Rates by Agency

Employee Turnover Rates By CMO 12 Month Data for Month Ended March 2024		
CMO	Case Manager	Case Manager Supervisor
CHS	95.9%	44.4%
LSF*	55.5%	15.4%
OHU	71.4%	34.8%

7/2/22 - Transition from Devereux to Lutheran Services Florida; the 12-months required for a "Rolling Year Total" has been split between agencies:

- DEV: Mar-22 to Jun-22 (4 months)
- LSF: Jul-22 to Feb-23 (8 months)



Caseload Census by Case Manager and Organization

Data as of 05/05/2024

Caseload of 1 - 5 Children (+2)		
CMO	Case Workers	#
NTF	Tetreault, Taylor	5
OHU	Brody, Jessica	5
NTF	Cruz, Ana	4
CHS	Standen, Brayden	3
CHS	Pression, Alexa	3
LSF	Collins, Sara	1
OHU	Ventura, Armando	1

Caseload of 16 - 24 Children (0)		
CMO	Case Workers	#
LSF	Bon-Fiol, Nikol	24
LSF	Bickel, Sherry	24
LSF	Pena, Yulissa	24
LSF	Ramnaugh, Shan	24
LSF	Williams, Careatha	24
LSF	Renfro, Andrew	24
OHU	Cleveland, Tammy	24
LSF	Lynch, Rodina	23
LSF	Franklin, Yoshika	23
LSF	Blocker, Amanda	23
OHU	Thompson, Wyshana	23
LSF	Willingham, Jadashia	23
CHS	James, Aleah	23
LSF	Brown, Ciara	22
LSF	Coleman, Tangela	22
LSF	Escartin Vega, Kathia	22
OHU	Garcia, Anakeidie	22
OHU	Hadad, Nagionna	21
OHU	Brutus, Marie	21
OHU	Cherident, Camy	21
LSF	Lott, Carla	21
LSF	Ellis, Darren	21
LSF	Blackwood, Sandra	21
LSF	Cruz, Veronica	20
OHU	Young, Vanessa	20
OHU	Isaacs, August	20
LSF	Johnson, Tania	20
OHU	Southall, Akeva	17
OHU	Sausaman, Allison	16
LSF	Pierce, Pamela	16
OHU	Valencia, Alejandro	16

Caseload of 25 - 29 Children (+3)		
CMO	Case Workers	#
CHS	Meola, Laura	29
OHU	Dedrick, Dawn	29
OHU	Johnson, Randi	29
OHU	Mcgahee, Timika	29
CHS	Beasley, Charlita	29
OHU	Bello, Bianca	28
LSF	Morris, Alundra	28
CHS	Fort, Angela	27
OHU	Reyes, Jasmine	27
CHS	Lopez, Lena	26
CHS	Covington, Walter	26
CHS	Rodgers, Aleah-Faith	25
CHS	Hook, Kathryn	25
OHU	Pizarro, Frances	25
LSF	Brown, Desiree	25
LSF	Pamphile, Emmanuella	25
CHS	Knowlton, Sera	25

Unit Supervisors Carrying Cases (0)		
CMO	Case Workers	#
OHU	Gadson, Berlendah	16
CHS	Luskey, Taylor	4
CHS	Cortes, Jennifer	2
OHU	Kinchen, Lisa	1
OHU	Colon, Lisette	1

Caseload of 6 - 15 Children (-2)		
CMO	Case Workers	#
OHU	Dellinger, Michael	15
CHS	Dawes, Dominique	14
OHU	Howe, Danielle	13
CHS	Whiting, Kari	12
NTF	Wolf, Lauren	11
NTF	Bates, Brittany	10
OHU	Shay, Ryan	7
NTF	Conklin, Danielelle	7
NTF	Mattison, Sharon	7
OHU	Nettles, Markisha	6
NTF	Jones, Gwendolyn	6

Caseload of 30+ Children (-3)		
CMO	Case Workers	#
OHU*	Washington, Woodrica	45
OHU*	Villegas, Anna	44
OHU*	Bailon, Margarita	44
OHU*	Simmons, Shannon	43
OHU*	Smith, Lorie	42
OHU*	Fuentes, Norma	40
CHS	Angulo, Kayla	35
CHS	Mcphail, Allissa	34
CHS	Bruce, Kortney	34
CHS	White, Melinda	34
CHS	Bain, Claire	33
CHS	Sisk, Sarah	32
OHU	Kohn, Ludessa	31
CHS	Kaina, Kelly	30

Circuit 10 Children Active by Assignment Role for CMO TAYS, FTC and Adoption Workers

Data as of 05/05/24

Case Worker	Pri.	Sec.	OOC	Grand Total
Cruz, Cheyleen	2	0	0	2
FTC - CHS	2	0	0	2
Nieves, Carlos	23	0	0	23
Humber, John	10	70	0	80
TAYS - CHS	33	70	0	103
Cortes, Jennifer	2	35	0	37
Dawes, Dominique	14	8	0	22
Whiting, Kari	12	4	0	16
Adoption - CHS	28	47	0	75
Peralta, Joshua	32	0	0	32
Jones, Dane	0	49	0	49
TAYS - LSF	32	49	0	81
Collins, Sara	1	7	0	8
Parrish, Elizabeth	0	24	0	24
Hampton, Sharday	0	10	0	10
Adoption - LSF	1	41	0	42
Metelus, Getro	3	24	1	28
Sandbrook, Mary	11	26	0	37
Vazquez, Roger	6	40	2	48
TAYS - OHU	20	90	3	113
Howe, Danielle	13	0	0	13
Nettles, Markisha	6	1	0	7
Southall, Akeva	17	0	0	17
Adoption - OHU	36	1	0	37
TAYS Total	85	209	3	297
Adoptions Total	65	89	0	154

Pri. = Primary - *Sec.* = Secondary - *OOC* = Out of County

Data Source : FSN Report - Children Active Receiving In-Home or Out-of-Home Services Daily Listing by District

*These OHU case managers contain caseloads that are over 65% OCS cases. On average an OCS case compares to 1.54 regular cases (i.e., 20 OCS cases approx. equals 13 regular cases).

All CHS case managers are supported by Case-Aim support. On average a Case-Aim supported case compares to 1.33 regular cases (i.e., 20 cases with Case-Aim approx. equals 15 cases without Case-Aim support).

Red = Supervisors, FTC Facilitators & Resigned CMs carrying cases **Orange** = Terminated Workers Carrying Caseloads in FSN

Healthcare Information

Data Entered Into FSFN for Children in Out-of-Home Care

Health Information in FSFN for Children in OHC as of 05/05/2024						
Agency	# of Children in OHC	% With a Medical Record in FSFN	% With Medical Service in last 12 Months	% With Dental Service in Last 7 months	% with Immunizations Up to Date	Overall Performance
CHS	389	99.7%	98.5%	94.6%	96.7%	96.6%
LSF	409	100.0%	98.0%	91.2%	98.5%	95.9%
OHU	381	99.7%	96.6%	85.6%	97.6%	93.3%
HFC	1179	99.8%	97.7%	90.8%	97.6%	95.4%

Source: FSFN report 1009 "Source: "Healthcare Service Information for OHC"

Health Information in FSFN as of 05/05/2024				
Agency	# of Missing Medical Records	# of Medical Appointments Needing Update	# of Dental Appointments Needing Update	# of Immunization Needing Update
CHS	1	6	15	13
LSF	0	8	23	6
OHU	1	13	32	9
HFC	2	27	70	28

Source: "Healthcare Service Information for OHC - Report 1009"

Scorecard Measures 9 & 10 - Children Receiving Healthcare Services

SM 9 - Percent of children in out-of-home care who have received medical services in the last 12 months – Target = 95%

SM 10 - Percent of children in out-of-home care who have received dental services in the last 7 months – Target = 95%

Scorecard Measure #9 Children Receiving Medical Services Within Last 12 Mths Daily Snapshot as of 05/05/2024			
Agency	Appointment within last 12 mths	Total Children out-of-home care	Percent Medical Services Received
CHS	383	389	98.5% ★
LSF	401	409	98.0% ★
OHU	368	381	96.6% ★
HFC Total	1152	1179	97.7% ★
Statewide	16,661	17,983	92.6%

Source: FSFN report 1096 – Children in OHC Who Received Medical Services in the Last Twelve Months

Scorecard Measure #10 Children Receiving Dental Services Within Last 7 Mths Daily Snapshot as of 05/05/2024			
Agency	Appointment within last 7 mths	Total Children out-of-home care	Percent Dental Services Received
CHS	262	277	94.5%
LSF	238	261	91.2%
OHU	190	222	85.6%
HFC Total	690	760	90.79%
Statewide	10,125	12,300	82.32%

Source: FSFN report 1093 – Children in OHC Who Received Dental Services in the Last Seven Months

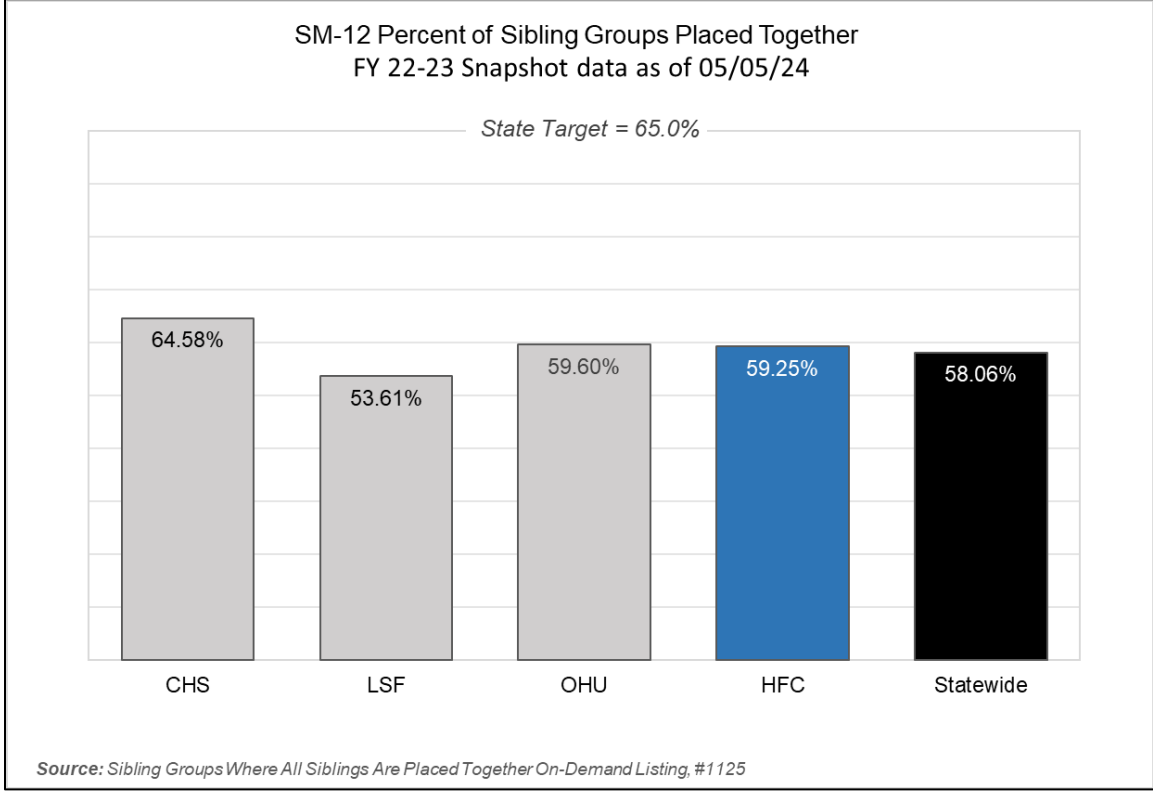
Scorecard Measure 12 – Separated Siblings

SM12 - Percentage of sibling groups in out-of-home care where all siblings are placed together – Target = 65.0%

SM12 - Percent of Sibling Groups Placed Together FY 22-23 Snapshot data as of May 05, 2024			
Agency	Number of Cases w/ Siblings Together	Total Cases Sibling Groups	Percent of Siblings Placed Together
CHS	62	96	64.58%
LSF	52	97	53.61%
OHU	59	99	59.60%
HFC	173	292	59.25%
Statewide	2,508	4,320	58.06%

Source: Sibling Groups Where All Siblings Are Placed Together On-Demand Listing, #1125

Number of sibling groups to achieve SM12 target – 28 Sibling Groups

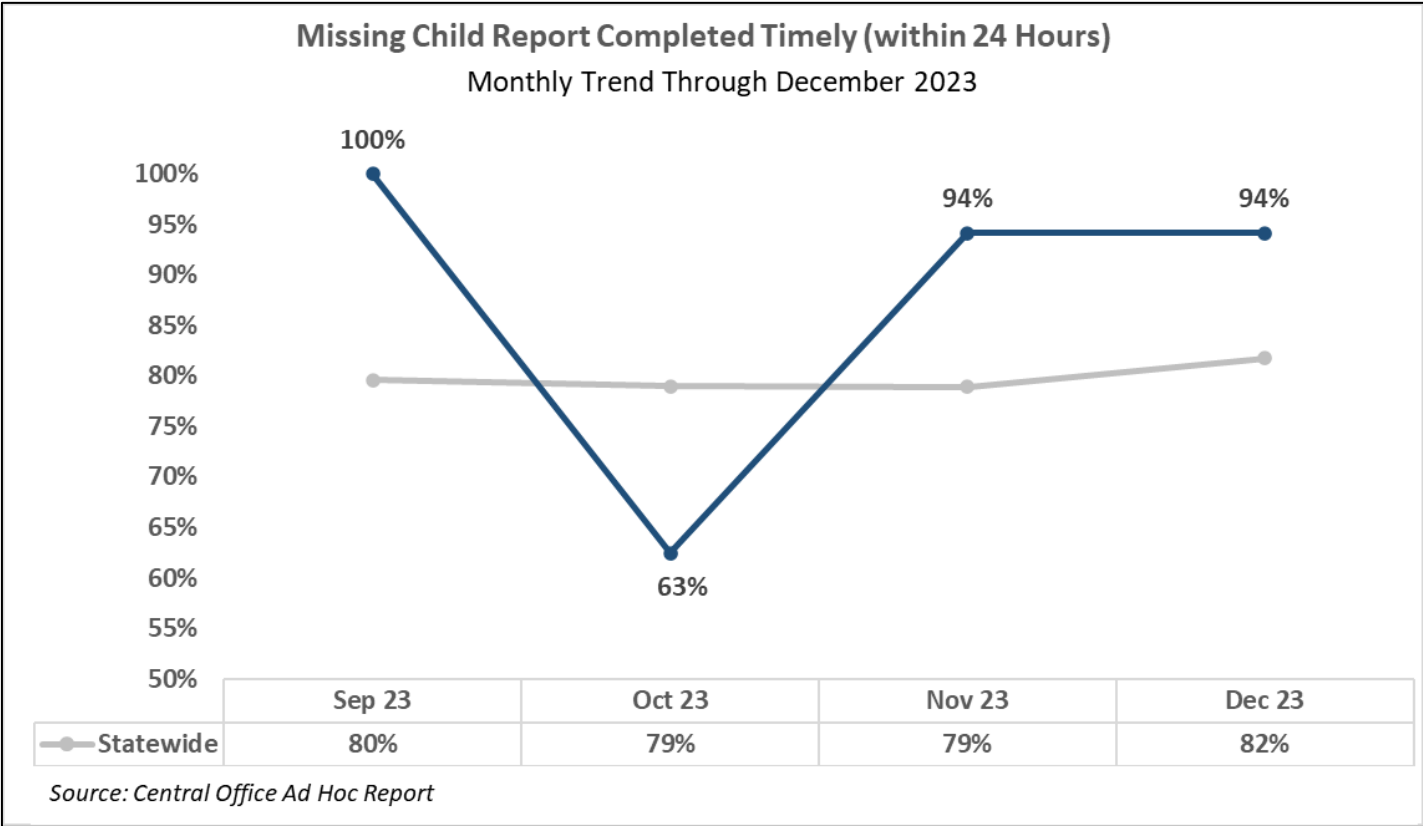


Missing Children in Out of Home Care

Children currently missing or recovered while in OHC


Heartland for Children Children in OHC who are Missing or Now Recovered Data as of 05/05/24					
	Current Missing	Late Reports	Late ATL	Recoveries	Late Debriefs
CHS	1	0	0	2	1
LSF	0	0	0	0	0
OHU	1	1	0	0	0
CPI	0	0	0	0	0
Total	1	0	0	2	1

Source: HFC MCR Tracking Log ATL = Attempts to Locate



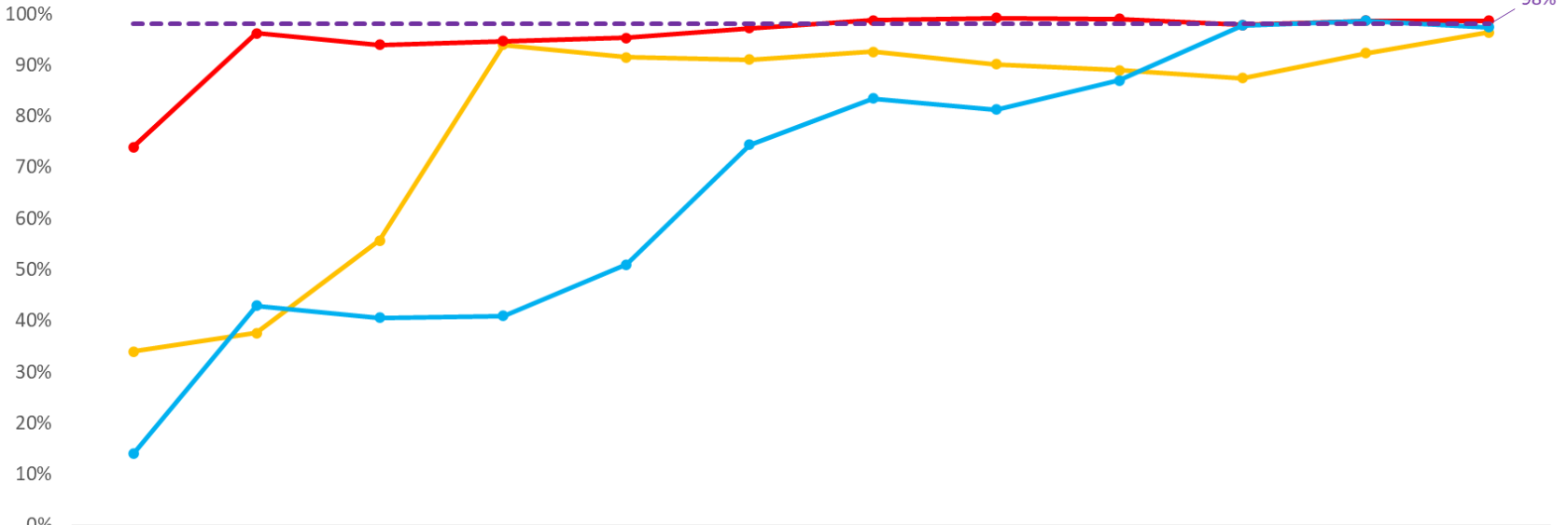
Yearly Project

School Enrollment for Children in Out-of-Home Care

School Enrollment Updated in FSFN for School Year 23/24			
CMO	Updated School Record	Eligible Children in OHC	Percent Updated
CHS	243	252	96%
LSF	220	223	99% 
OHU	226	232	97%
Total	689	707	97%

Percentage of Eligible Children in OHC and Enrolled in School, Year 23/24

Data as of 05/05/2024



	9/10/2023	9/26/2023	10/4/2023	10/22/2023	11/12/2023	1/8/2024	2/11/2024	3/10/2024	3/24/2024	4/7/2024	4/21/2024	5/5/2024
CHS	34%	38%	56%	94%	92%	91%	93%	90%	89%	87%	92%	96%
LSF	74%	96%	94%	95%	95%	97%	99%	99%	99%	98%	99%	99%
OHU	14%	43%	41%	41%	51%	74%	83%	81%	87%	98%	99%	97%

*Source Report: FSFN - School Enrollment Listing for Eligible Children and Young Adults in Out-of-Home Care - Report #1217
Filter - Lead Agency: Heartland for Children

Enrolled - Children in OHC who have been enrolled in schooling after 8/1/2023

In-Home Safety Plan Management

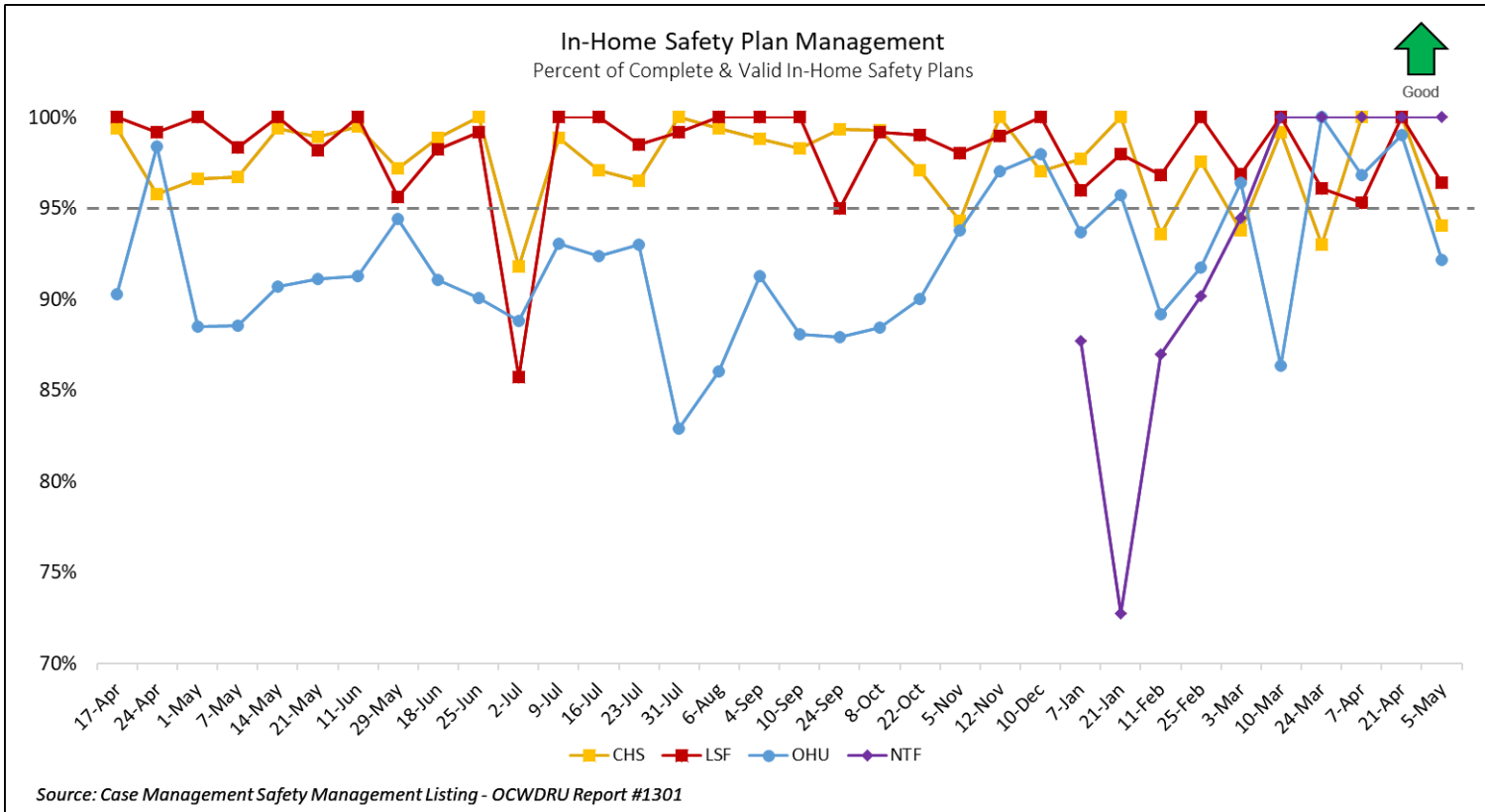
Percent of Completed In-Home Safety Plans under 180 Effective Days – Target: 95.0%

In-Home Safety Plan Management				
Percent of <u>Completed</u> In-Home Safety Plans under 180 <u>Effective</u> Days				
Data as of 05/05/2024				
Agency	No -or- Expired Safety Plans	Complete & Valid Safety Plans	Total Required Safety Plans	Percentage Complete
CHS	7	111	118	94.1%
LSF	4	107	111	96.4%
OHU	8	94	102	92.2%
NTF	0	49	49	100.0%
HFC Total*	19	361	380	95.00%

Source Report: Case Management Safety Management Listing - OCWDRU Report #1301
Target of 95%

Of the 361 completed safety plans, 25 will expire in the next 30 or 60 days			
Agency	Expires in 30 Days	Expires in 60 Days	Total
CHS	1	3	4
LSF	9	7	16
OHU	1	4	5
NTF	0	0	0
HFC Total	11	14	25

Source report 1301 'Case Management Safety Management Listing' - Data as of 05/05/2024



Child Placement Agreement Errors

Active CPA's with errors and non-active CPA's needing closure.

Child Placement Agreement Errors

Data as of 05/05/2024

The 11 active CPA's with errors contain the 16 total errors.

Agency	Total CPA's Needing Correction	Non-Active CPA's Needing Closure	Total Active CPA's not Completed	New CPA Needed	Need to Upload Signed Agreement	Need Supervisor Approval	No Provider Listed	Total Errors
CHS	7	1	6	5	2		1	8
LSF	4	3	1	1				1
OHU	4	0	4	3	2	2		7
Total	15	4	11	9	4	2	1	16

Source: FSFN - Child Placement Agreement Status for Children in Out-of-Home Care On-Demand Listing - OCWDRU Report #1256

Criteria: Children with a CPA Effective Date.

Percent of Children with an Active Completed CPA

Data as of 05/05/2024

Agency	Total Active CPA's	CPA's Fully Completed	% of Completed CPA's
CHS	37	31	84%
LSF	26	25	96%
OHU	9	5	56%
Total	72	61	85%

Source: FSFN - Child Placement Agreement Status - OCWDRU Report #1256

Criteria: Children with an CPA Effective Date.

Psychotropic Medications

Children with Psychotropic Medications Prescriptions

Heartland For Children

Number of Children in Out-of-Home Care with at Least one Psyc. Medication and Percent of Children w/ a Valid Consent

Data as of 04/21/2024

Agency	All Children in OHC	% of Children in OHC w/ Psyc Meds	All Children with Psyc Meds	# of children w/ a current parent or court order	% w/ a current parent or court order
CHS	402	10.7%	43	40	93.0%
LSF	439	10.3%	45	44	97.8%
OHU	392	7.7%	30	28	93.3%
HFC	1,234	9.6%	118	112	94.9%
DCF	1	0.0%	0	0	-
Statewide	19,032	12.8%	2,429	2,097	86.3%

Source: Children in OHC with One or More Current Prescriptions for a Psychotropic Medication, Ages 0 to 17 - #1002

Source: Children and Young Adults in Out-of-Home Care or Receiving In-Home Services Listing - #1077

Valid = Children with a parent consent and the parents are TPR'd are not considered valid consents

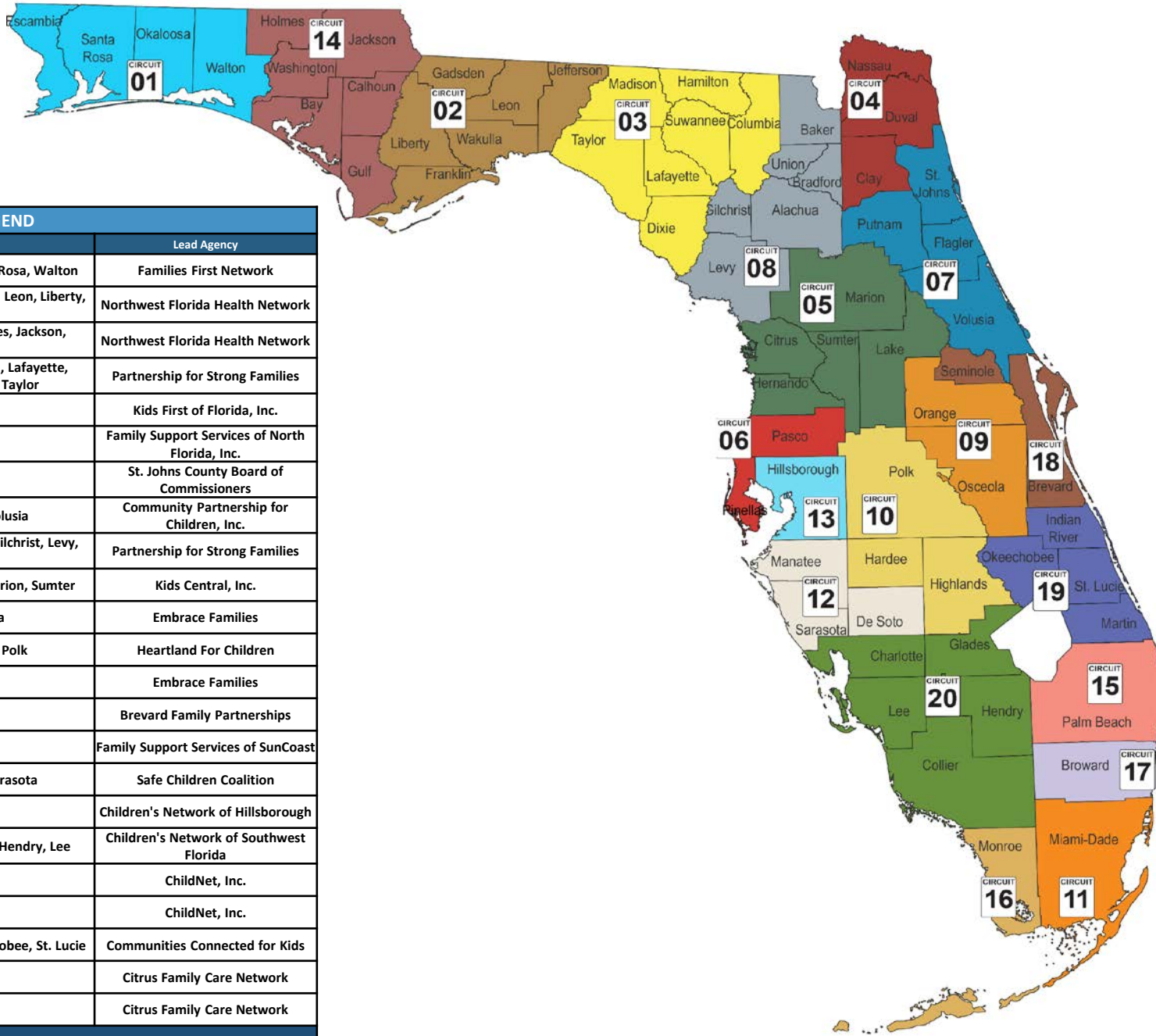
Unified Home Studies – Approval Status

Cases with a Pending or No UHS – 45+ Days Past Due; **Data-as-of: 05/06/2024**

Relative / Non-Relative Unified Home Study Approval Status			
45 Days since Case Transfer - <u>Past Due</u>			
Agency	# of UHS	Status - Pending	Status - No UHS
CHS	7	3	4
LSF	3	0	3
OHU	3	2	1
Total	13	5	8



Community Based Care Lead Agency Map



LEGEND			
Circuit	Region	Counties	Lead Agency
1	North West	Escambia, Okaloosa, Santa Rosa, Walton	Families First Network
2		Franklin, Gadsden, Jefferson, Leon, Liberty, Wakulla	Northwest Florida Health Network
14		Bay, Calhoun, Gulf, Holmes, Jackson, Washington	Northwest Florida Health Network
3	North East	Columbia, Dixie, Hamilton, Lafayette, Madison, Suwannee, Taylor	Partnership for Strong Families
4		Clay	Kids First of Florida, Inc.
4		Duval, Nassau	Family Support Services of North Florida, Inc.
7		St. Johns	St. Johns County Board of Commissioners
7		Flagler, Putnam, Volusia	Community Partnership for Children, Inc.
8		Alachua, Baker, Bradford, Gilchrist, Levy, Union	Partnership for Strong Families
5	Central	Citrus, Hernando, Lake, Marion, Sumter	Kids Central, Inc.
9		Orange, Osceola	Embrace Families
10		Hardee, Highlands, Polk	Heartland For Children
18		Seminole	Embrace Families
18		Brevard	Brevard Family Partnerships
6	Sun Coast	Pasco, Pinellas	Family Support Services of SunCoast
12		DeSoto, Manatee, Sarasota	Safe Children Coalition
13		Hillsborough	Children's Network of Hillsborough
20		Charlotte, Collier, Glades, Hendry, Lee	Children's Network of Southwest Florida
15	South East	Palm Beach	ChildNet, Inc.
17		Broward	ChildNet, Inc.
19		Indian River, Martin, Okeechobee, St. Lucie	Communities Connected for Kids
11	Southern	Miami-Dade	Citrus Family Care Network
16		Monroe	Citrus Family Care Network

AWARENESS FOR May

- **National Foster Care Month**
- **Water Safety Month**
- **Mother's Day – 5/12**
- **Memorial Day – 5/27**

HEALTH RESOURCES

For more COVID information specific to Florida, go to floridahealthcovid19.gov

Call Center is available 24/7
(866) 779-6121 or email
COVID-19@flhealth.gov.

For more vaccine information go to
<https://floridahealthcovid19.gov/covid-19-vaccines-in-florida/>

SAFETY RESOURCES

Internet Safety and Tips

- [Information, Advice and Support to Keep Children Safe Online](https://internetmatters.org) (internetmatters.org)
- [NetSmartz Home](https://missingkids.org) (missingkids.org)

Safe Sleep

- www.ounce.org/safe_sleep.html

Swim Safety Tips

- Pool Party Water Safety Tips: bit.ly/41UoFcY
- Water Safety Tips: [ounce.org/water_safety.html](https://www.ounce.org/water_safety.html)

Hot Car Safety Tips

- nhtsa.gov/campaign/heatstroke

COMMUNITY RESOURCES

Polk Plays

- Does your child use a school readiness voucher through the Early Learning Coalition of Polk County?
- Are you a Polk County resident with an EBT SNAP card?

If you answer yes to EITHER of these questions, you can receive a FREE one-year membership to Florida Children's Museum. Membership includes all members of your household. Learn more and sign up at polkplays.org

FREE Dental Care Event

Date: 5/31-6/1

Location: **RP Funding Center in Lakeland**

The Florida Dental Association is hosting Florida Mission of Mercy, a large-scale professional dental clinic that provides care to any patient at no cost to them.

To learn more visit flamom.com.

Summer Camp Guide

lakelandmom.com/summer-camp-directory/

Free Books for Children 0-5

uwcf.org/dolly-partons-imagination-library/

United Way's 211

Call 211 or visit 211.org

Getting free confidential help for needs such as food, housing, employment, utilities, mental health and much more is just a text, call, or click away.

ECHO Ministries

Help provide tangible needs to children in foster, adoptive, relative and non-relative care.

To Donate: ECHO Distribution Center every Wednesday from 9AM-12PM at 3625 Century Blvd Unit 1A, Lakeland, FL.

<https://www.echoministriesflorida.net/>

Find Help (Previously Aunt Bertha)

<https://www.findhelp.org/>

Find local resources for food, health, housing, employment programs & other community resources in seconds.

HOPE FLORIDA A PATHWAY TO PROSPERITY Call 850-300-HOPE

myflfamilies.com/services/hope-florida

Services offered by Hope Navigators:

- Identifying goals and barriers
- Referrals to local, community-based partners
- One-on-one support to develop a plan to achieve economic-self sufficiency

Autism/ASD Support Group

Last Friday of each month 10AM-11:30AM

At Bonnet Springs Park in Lakeland
Childcare will be provided.

Please call (813) 455-2846 or

email Efigueroa2@usf.edu to register.

Circuit 10 Children's Mental & Behavioral Health Resources

<https://sites.google.com/view/floridac10/mhbhresources/home>

On this site you will find:

- Heartland for Children's Parent Portal
- MyFloridaMyFamily Community Services
- Florida Mobile Response Team- 24/7 Crisis Assistance
- Florida Statewide Medicaid Managed Care
- Florida Association of Christian Child Caring Agencies
- Florida Network Short-term Residential Programs
- Center for Autism Related Disabilities (CARD)
- National Alliance on Mental Illness
- Post Adoption Support
- Zebra Coalition
- Central FL Behavioral Health Network
- Hope Florida – A Pathway to Prosperity

Food Distribution Schedule

Polk, Highlands and Hardee Counties Food Distribution Sites

uwcf.org/initiatives/endhunger/schedule/

Healthy Families Florida

Family support and coaching program that helps parents provide the safe and stable environments children need for healthy growth and development.

healthyfamiliesfla.org/programs_map.html

Domestic Violence Services

Peace River Center's Domestic Violence Program provides free, confidential services for individuals affected by domestic violence, sexual assault and human trafficking crimes, their family members and friends in Polk, Hardee and Highlands counties.

24-Hour Domestic Violence Crisis Lines

Hardee/Highlands 863.386.1167

Polk 863.413.2700

Victim Services Office Line 863.413.2708

Victim Services – Polk County 1860 South Crystal Lake Drive, Lakeland, FL 33801

Victim Services – Hardee/Highlands Counties

1570 Lakeview Drive, Sebring, FL 33870

HFC EVENTS

2024 Child Welfare Provider Fair

Thursday, April 25th from 10AM-4PM

Bartow Civic Center

2250 S Floral Ave, Bartow

RSVP:

<https://form.jotform.com/231225767485059>

Foster Care Info Night

Tuesday, June 4th at 6:30PM

1239 E Main St. Bartow, FL 33830

(2nd Floor) Register: 863-519-8900 x 289

HFC's "Let's Talk About it" Podcast

where we provide education and resources for family matters in Polk, Highlands and Hardee Counties

[Apple Podcasts](#) / [Anchor](#) / [Spotify](#) / [YouTube](#)

POLK COUNTY

Free Trainings for Parents & Teachers

Early Learning Coalition of Polk County is hosting classes in multiple locations providing tools and resources and food. Space is limited.

Register here: <https://bit.ly/3AJgNz3>

Peer Recovery Center

Center for Behavioral Health Annex

1501 1st Street South, Winter Haven, FL 33880

Hours: Monday – Friday from 9AM-3PM

The center is a place for adults with a mental health diagnosis to receive education, support, resources and socialization.

Contact: (863) 293-1121 x 205789 for more info

Florida Children Museum

400 Bonnet Springs Blvd.

Lakeland, FL 33815

Contact: (863) 687-3869

<https://explorefc.com>

Carol Jenkin Barnett United Way Resource Center

Offers weekly classes for children from infants through age 5 where parents and children will learn and socialize as they participate in fun, stimulating, developmental activities. These classes are FREE and a great opportunity to meet other moms and caregivers.

- Breast Feeding Support Group
- Autism/ASD Support Group
- Child Development Classes
- Free Tax Prep
- Healthcare Navigator
- Free Child Development Screenings (1st Wednesday and 3rd Monday each month)
- Infant Massage Classes

Location: 400 Bonnet Springs Blvd. Lakeland, FL 33815

<https://uwcf.org/resourcecenter/>

HIGHLANDS COUNTY

Swimming Lessons at YMCA

<http://www.highlandsymca.org/aquatics.htm>

Champion for Children

Provides child abuse and neglect prevention programs and early-intervention services to children and families in Highlands County.

Contact for more info about the documentary

RESILIENCE: The Biology of Stress and the Science of Hope which talks about the connection between trauma and health.

Office: (863) 382-2905

<https://www.championforchildren.org/>

Children's Museum of the Highlands

Hands on Learning for Ages 1-12

Cost: \$8/per person (ages 1+) for all day play.

219 N Ridgewood Dr. Sebring, Florida

(863) 451-5385 (contact museum for updated hours)

Preservers of Life

Highlands County Community Nursing Organization
This organization provides prevention healthcare and helps businesses and individuals integrate holistic health and wellness practices.

Kasey Pacheco, Community Nurse Collaborator

Kasey@preserversoflife.com | (863) 420-5255

FREE GED Prep & ESOL Classes

South Florida State College is offering free classes for adults in Highlands and Hardee Counties to improve adult literacy.

Contact: Sari Crews

863-784-7473 | sari.crews@southflorida.edu

<https://www.southflorida.edu/future-students/general-educational-development-program-ged>

<https://www.southflorida.edu/future-students/general-educational-development-program-ged>

HARDEE COUNTY

Hardee County Swimming Resources

[Swim Lessons | Florida Department of Health in Hardee \(floridahealth.gov\)](#)

Hardee Help Center

A Christ-centered community service organization bringing hope & healing to Hardee County families in difficult seasons of life.

713 E Bay Street Wauchula, FL 33873

Contact: info@hardeehelpcenter.com | 863-773-0034

Visit Hardee

Website for upcoming events, community updates and resources: <https://www.visithardee.com/events>

FREE GED Prep & ESOL Classes

South Florida State College is offering free classes for adults in Highlands and Hardee Counties to improve adult literacy.

Contact: Sari Crews

863-784-7473 | sari.crews@southflorida.edu

<https://www.southflorida.edu/future-students/general-educational-development-program-ged>



For additional resources and county events, check out our most recent Parent's Corner Newsletter.